

practical WIRELESS

55p

Australia \$1.15
New Zealand \$1.25
South Africa R1.10
Malaysia \$3.50

MAY 1980

FREE INSIDE

DATACARD


**COMPONENT
CALCULATOR**



*Build our
Reproduction Vintage
Wireless Set*

Part 1

also: 100 Second Photographic Clock



Micro-precision soldering

ANTEX TCSU1 with CTC

... its the perfect kit

Model TCSU1

Micro-Soldering Station

Accurate pin point temperature control between 65° and 400°C. Heating element and sensor built in tip of the iron for fast response. Interchangeable slide-on bits from 4.7 mm (3/16") down to 0.5mm. Zero voltage switching, no spikes. No magnetic field, no leakage. Supplied with miniature CTC (35-40watt) iron or XTC (50watt). TCSU1 soldering station with XTC or CTC iron £36 (6.44). Nett to industry.



Model CTC - 24 volts Priced at **£9.75** (1.87)



Model XTC - 24 volts Priced at **£9.75** (1.87)

Model CX 17watts - 230 volts



A miniature iron with the element enclosed first in a ceramic shaft, then in stainless steel. Virtually leak-free. Only 7" long. Fitted with a 3/32" bit. **£4.20** (98)

Range of 5 other bits available from 1/4" down to 3/64". Also available for 24volts



Spare element Model CX230E

Model X25 25watts - 230 volts



A general purpose iron also with a ceramic and steel shaft to give you toughness combined with near-perfect insulation. Fitted with 1/8" bit and priced at **£4.20** (98). Range of 4 other bits available.

Also available in 24volts



Spare element Model X25 240E

Model SK3 Kit



Contains both the model CX230 soldering iron and the stand ST3. Priced at **£5.70** (1.49). It makes an excellent present for the radio amateur or hobbyist.




With the model X25/240 general purpose iron and the ST3 stand, this kit is a must for every toolkit in the home. Priced at **£5.70** (1.49)

Model SK1



This kit contains a 15 watt miniature soldering iron, complete with 2 spare bits, a coil of solder, a heat sink and a booklet. How to Solder. Priced at **£5.95** (1.53)

Model MLX 12volts



The soldering iron in this kit can be operated from any ordinary car battery. It is fitted with 15 feet flexible cable and battery clips. Packed in a strong plastic envelope it can be left in a car, a boat or a caravan ready for soldering in the field. Price **£4.55** (1.14)

ST3 Stand.



A strong chromium plated steel spring screwed into a plastic base of high grade insulating material provides a safe and handy receptacle for all ANTEX models soldering irons. Priced at **£1.50** (57)

* VAT + P&P as shown in brackets ()



Stocked by many wholesalers and retailers or direct from us if you are desperate

Please send me the Antex colour brochure ☐ I enclose cheque/P.O./Giro No 258 1000 ☐

Please send the following

Name

Address

Antex Ltd., Freepost, Plymouth PL1 1BR Tel. 0752 67377

PW580

practical WIRELESS

MAY 1980
VOLUME 56
NUMBER 5
ISSUE 879

BRITAIN'S LEADING JOURNAL FOR THE RADIO & ELECTRONIC CONSTRUCTOR

Published by IPC Magazines Ltd., Westover House, West Quay Rd., POOLE, Dorset BH15 1JG

QUERIES

While we will always try to assist readers in difficulties with a *Practical Wireless* project, we cannot offer advice on modifications to our designs, nor on commercial radio, TV or electronic equipment. Please address your letters to the Editor, *Practical Wireless*, at the above address, giving a clear description of the problem and enclosing a stamped self-addressed envelope. Only one project per letter please.

Components for our projects are usually available from advertisers. A source will be suggested for difficult items.

SUBSCRIPTIONS

Subscriptions are available to both home and overseas addresses at £10.60 per annum, from "*Practical Wireless*" Subscription Department, Oakfield House, Perrymount Road, Haywards Heath, West Sussex RH16 3DH.

BACK NUMBERS AND BINDERS

Limited stocks of some recent issues of *PW* are available at 85p each, including post and packing to addresses at home and overseas.

Binders are available (Price £4.10 to UK addresses and overseas, including post and packing) each accommodating one volume of *PW*. Please state the year and volume number for which the binder is required.

Send your orders to **Post Sales Department, IPC Magazines Ltd., Lavington House, 25 Lavington Street, London SE1 0PF.**

All prices include VAT where appropriate. Please make cheques, postal orders, etc., payable to IPC Magazines Limited.

COPYRIGHT

© IPC Magazines Limited 1980. Copyright in all drawings, photographs and articles published in *Practical Wireless* is fully protected and reproduction or imitation in whole or in part is expressly forbidden.

All reasonable precautions are taken by *Practical Wireless* to ensure that the advice and data given to readers are reliable. We cannot however guarantee it and we cannot accept legal responsibility for it. Prices are those current as we go to press.

□ NEWS & VIEWS

- 19 **Leader:** Current Events
- 23 **Letters:** Comments from *PW* readers
- 24, 55 **News . . . News . . . News . . .**
- 26 **Radio Special Product Report**
Trio R-1000 communications receiver
- 29 **PW Binders Announcement**
- 39 **Kindly Note**
PW "Trent" 150W Amplifier, June/Aug. 1979
Battery Eliminator, March 1980
FM Noise Blanker, Sept. 1979
Radio Control—Electronic Speed Controller, March 1980
- 39 **Out of Thin Air Announcement**
- 50 **Production Lines** Alan Martin
Information on the latest products

□ FOR OUR CONSTRUCTORS

- 20 **100 Second Photographic Clock** W. Mooney
A digital darkroom timer
- 36 **Model Radio Control—6** J. Burchell & W. S. Poel
A simple NiCad battery charger
- 40 **Add-on NBFM Demodulator** R. A. Penfold
Extend your communications facilities
- 44 **A Reproduction Vintage Wireless Set—1** Robert Thornton
For those who love valves!
- 56 **PW "Nimbus"—3** M. Tooley & D. Whitfield
Testing and alignment

□ GENERAL INTEREST

- 31 **Hi-Fi Glossary—6** G. J. King
We conclude the series
- 38 **A Landline Museum** Ron Ham
A glimpse of the Worthing telephone museum
- 52 **IC of the Month** Brian Dance
The RCA CA3280 variable op. amp.
- 63 **On the Air**
Amateur Bands Eric Dowdeswell
Medium Wave DX Charles Molloy
Short Wave Broadcasts Charles Molloy
VHF Bands Ron Ham

☆ FREE THIS MONTH

PW Databank—Component Calculator

Our June issue will be published on 2 May

(for details see page 43)

TUNE IN!

Build the World Famous
CHROMA~CHIME



Give your friends a warm welcome

This kit has been carefully prepared so that practically anyone capable of neat soldering will have complete success in building it. The kit manual contains step by step constructional details together with a fault finding guide, circuit description, installation details and operational instructions all well illustrated with numerous figures and diagrams.

- Handsome purpose built ABS cabinet
- Easy to build and install
- Uses Texas Instruments TMS1000 microcomputer
- Absolutely all parts supplied including I.C. socket
- Ready drilled and legended PCB included
- Comprehensive kit manual with full circuit details
- No previous microcomputer experience necessary
- All programming permanently retained is on chip ROM
- Can be built in about 3 hours!
- Runs off 2 PP3 type batteries.
- Fully Guaranteed

**ONLY
£9.95**
+ 75p p&p
UK ONLY

* *Save pounds on normal retail price by building yourself.*

**TMS
1000N**



—MP0027A Micro-computer chip
available separately if required. Full
24 tune spec device fully guaranteed.

This unique chip can be used not only for
electronic door chimes but for other projects
requiring musical output:

Car Horns
Musical Boxes
Amusement Machines
Alarms
Public Address etc

£4.95 inc.
p & p.

Free applications manual
and data supplied with device!
(Or 30p separately)

ALL CHROMATRONICS PRODUCTS SUPPLIED WITH MONEY BACK GUARANTEE
PLEASE ALLOW 7-21 DAYS FOR DELIVERY
Chromatronics, River Way, Harlow, Essex.

Please send me:

TO: CHROMATRONICS, RIVER WAY, HARLOW, ESSEX.

NAME _____

ADDRESS _____

I enclose cheque/PO value £ _____

or debit my ACCESS/BARCLAYCARD account no. _____

Signature _____

CHROMATRONICS

The new Toolrange catalogue



still the only catalogue of its kind

The New Toolrange Catalogue is still the
only comprehensive single source of
electronic tools and production aids.

The product range has almost doubled
since last year and now over 2,000 tools,
toolkits and service aids are illustrated in
full colour.

Products from over 100 top manufacturers
are available from stock.

Over 60,000 catalogues are now in
circulation. If you don't have one simply
write, telephone or telex Toolrange for your
free copy.

toolrange

Upton Road, Reading, Berks. RG3 4JA


Telephone: Reading (0734) 22245 Telex: 847917

NEW

CONSTRUCTORS PACK 7

ALL THE PARTS TO BUILD THE PRACTICAL ELECTRONICS TRAVELLER CAR RADIO

EASY TO BUILD 5 PUSH
BUTTON TUNING * MODERN
STYLING DESIGN * ALL NEW
UNUSED COMPONENTS
6 WATT OUTPUT READY
ETCHED & PUNCHED P.C.B.
*INCORPORATES
SUPPRESSION CIRCUITS



The pack contains all the electronic components to build the radio, you supply only the wire and solder as featured in the Practical Electronics March issue.

The P.E. Traveller features pre-set tuning with five push button options, black illuminated tuning scale, with matching rotary control knobs, one, combining on/off volume and tone-control, the other for manual tuning, each set on wood simulated fascia.

The P.E. Traveller has a 6 watts output, negative ground and incorporates an integrated circuit output stage, a Mullard IF module LP1181 ceramic filter type, pre-aligned and assembled and a Bird pre-aligned push button tuning unit.

The P.E. Traveller fits easily in or under dashboards. Complete with instructions.

£10.50 p&p £1.75

CONSTRUCTORS PACK 7A
Suitable stainless steel fully retractable locking aerial and speaker (approx 6" x 4") is available as a kit complete.

£1.95 Per Pack, p & p £1.00.
Pack 7A may only be purchased at the same time as Pack 7.

NOTE: Constructor's pack 7A sold complete with radio kit **£15.20** including p&p.

**A FEATURED
PROJECT IN
PRACTICAL
ELECTRONICS**

R T V C

323 EDGWARE ROAD, LONDON W2. For Personal Shoppers Only.
21C HIGH STREET, ACTON W3 6NG. Mail Order Only. No Callers.

Mon-Sat
9.30am-5.30pm
Closed Thursday

**NEW
12+12**

AMPLIFIER KIT

An opportunity to build your own 12 watts per channel stereo amplifier with up-to-the-minute features. To complete you just supply screws, connecting wire and solder. Features include din input sockets for ceramic cartridge, microphone, tape or tuner. Outputs—tape, speakers and headphones. By the press of a button it transforms into a 24 watt mono disco amplifier with twin deck mixing. The kit incorporates a Mullard LP1183 pre-amp module, plus 2 power amplifier assembly kits. Also featured 4 slider level controls, rotary bass and treble controls and 6 push button switches. Silver finish fascia panel with matching knobs. Easy to assemble teak simulate cabinet and ready made metal work. For further information instructions are available price 50p. Free with kit.

£13.95 p&p £2.55
TWO WAY SPEAKER KIT To suit above amp. Comprising 2, 8" approx Phillips base unit, and 2, 3 1/2" approx tweeters with 2 crossover capacitors **£4.95** p&p £1.65.

Available only to first time purchasers of the 12 + 12 kit.

50WATT MONO

DISCO AMP

£30.60

p&p £3.20

Size approx 13 1/2" x 5 1/2" x 8 1/2"
50 watts rms. 100 watts peak output. Big features include two disc inputs, both for ceramic cartridges, tape input and microphone input. Level mixing controls fitted with integral push-pull switches. Independent bass and treble controls and master volume.

**NOW
AVAILABLE**

30 + 30 WATT STEREO AMPLIFIER

Viscount IV unit in teak simulate cabinet. Silver finish rotary controls and pushbuttons with matching fascia, red mains indicator and stereo jack socket. Functions switch for mic magnetic and crystal pickups, tape tuner and auxiliary. Rear panel features fuse holder. DIN speaker and input socket 30 + 30 watts RMS 60 + 60 watts peak for use with 4 to 8 ohm speakers.
Size 14 1/2" x 3" x 10" approx.
£32.90 p&p £3.30

BUILT AND READY TO PLAY

Mullard

AUDIO MODULES IN BARGAIN PACKS

CURRENT
CATALOGUE
PRICE
AT OVER

£25
PER PACK



SEE OUR PRICES

1 PACK 1 2 x LP1173 10w RMS output power audio amp modules, + 1 LP1182/2 Stereo pre amp for ceramic and auxiliary input.
OUR PRICE **£5.00** p&p £1.10

2 PACK 2 2 x LP1173 10w RMS output power audio amp modules + 1 LP1184/2 Stereo pre amp for magnetic, ceramic and auxiliary inputs.
illus. OUR PRICE **£7.65** p&p £1.15

ACCESSORIES Suitable mains power supply parts, consisting of mains transformer, bridge rectifier, smoothing capacitor and set of rotary stereo controls for treble, bass, volume and balance.
£3.00 plus p&p £1.60

Two Way Speaker Kit Comprising of two 8" x 5" approx. 4 ohm bass and two 3 1/2" 15 ohm mid-range tweeter with two cross-over capacitors.
Per stereo pair plus p&p **£4.05**

R T V C

323 EDGWARE ROAD, LONDON W2
21C HIGH STREET, ACTON W3 6NG

ACTON: Mail Order only. No callers
ALL PRICES INCLUDE VAT AT 15%
All items subject to availability. Price correct at 22.2.80 and subject to change without notice.
All enquiries Stamped Addressed Envelope.
NOTE: Persons under 16 years not served without parent's authorisation.

£76.00 p&p £4.00

100 WATT MONO DISCO AMP

Brushed aluminium fascia and rotary controls. Size approx. 14" x 4" x 10 1/4"
Five vertical slide controls, master volume, tape level, mic level, deck level.
PLUS INTER DECK FADER for perfect graduated change from record deck No. 1 to No. 2, or vice versa. Pre fade level control (PFL) lets YOU hear next disc before fading it in. VU meter monitors output level. Output 100 watts RMS 200 watts peak.

EMI SPEAKER BARGAIN

Stereo pair 350 kit System consists of 13" x 8" approx. woofer with rolled surround, 3 1/2" Goodman tweeter crossover components and circuit diagram. Frequency response 20 Hz to 20 KHz. Power handling 15 watts RMS 20 watts max. 8 ohm impedance.
£18.25 p&p £4.20
Per stereo pair

BSR P200

£25.50

Belt drive chassis turntable unit, semi-automatic, cueing device. p&p £3.00
Shure M75 6 Magnetic Cartridge to suit.

£7.95

BSR

Manual single play record deck with auto return and cueing lever. Fitted with stereo ceramic cartridge 2 speeds with 45 + p m spindle adaptor ideally suited for home or disco use.
OUR PRICE **£12.25** p&p £2.75

PHILLIPS RECORD PLAYER DECK GC037

HiFi record player deck, belt drive complete with GP401 magnetic cartridge—LIMITED STOCK. **£27.50** complete.
UNBEATABLE OFFER AT BUYER COLLECT ONLY.

BARGAIN OFFER

Ariston pick-up arm manufactured in Japan. Complete with headshell. Listed price over **£30.00**.
OUR PRICE £11.95 p&p £2.50

Personal Shoppers EDGWARE ROAD LONDON W2 Tel: 01-723 8432. 9.30am-5.30pm. Closed all day Thursday ACTON: Mail Order only. No callers. GOODS DESPATCHED TO MAINLAND AND N. IRELAND ONLY

Britain's first comp

A complete personal computer for a third of the price of a bare board.

Also available ready assembled for £99⁹⁵

The Sinclair ZX80.

Until now, building your own computer could easily cost around £300 – and still leave you with only a bare board for your trouble.

The Sinclair ZX80 changes all that. For just £79.95 you get *everything* you need to build a personal computer at home... PCB, with IC sockets for all ICs; case; leads for direct connection to your own cassette recorder and television; everything!

And yet the ZX80 really is a complete, powerful, full-facility computer, matching or surpassing other personal computers on the market at several times the price. The ZX80 is programmed in BASIC, and you could use it to do quite literally anything from playing chess to running a power station.

The ZX80 is pleasantly straightforward to assemble, using a fine-tipped soldering iron. Once assembled, it immediately proves what a good job you've done. Connect it to your TV set... link it to an appropriate power source*... and you're ready to go.

Your ZX80 kit contains...

- Printed circuit board, with IC sockets for all ICs.
- Complete components set, including all ICs – all manufactured by selected world-leading suppliers.
- New rugged Sinclair keyboard, touch-sensitive, wipe-clean.
- Ready-moulded case.
- Leads and plugs for connection to any portable cassette recorder (to store programs) and domestic TV (to act as VDU).
- FREE course in BASIC programming and user manual.

Optional extras

- Mains adaptor of 600 mA at 9 V DC nominal unregulated (available separately – see coupon).
- Additional memory expansion board plugs in to take up to 3K bytes extra RAM chips. (Chips also available – see coupon.)

* Use a 600 mA at 9 V DC nominal unregulated mains adaptor. Available from Sinclair if desired (see coupon).

Two unique and valuable components of the Sinclair ZX80.

The Sinclair ZX80 is not just another personal computer. Quite apart from its exceptionally low price, the ZX80 has two uniquely advanced components: the Sinclair BASIC interpreter; and the Sinclair teach-yourself BASIC manual.

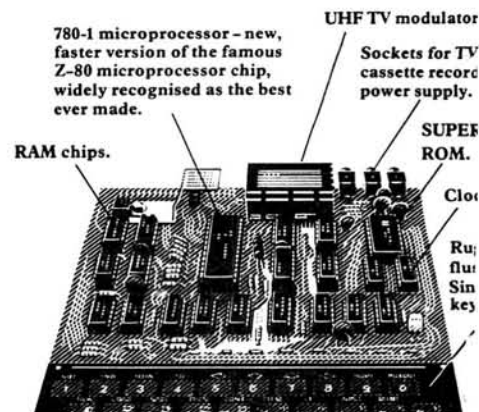
The unique Sinclair BASIC interpreter... offers remarkable programming advantages:

- Unique 'one-touch' key word entry: the ZX80 eliminates a great deal of tiresome typing. Key words (RUN, PRINT, LIST, etc.) have their own single-key entry.
- Unique syntax check. Only lines with correct syntax are accepted into programs. A cursor identifies errors immediately. This prevents entry of long and complicated programs with faults only discovered when you try to run them.
- Excellent string-handling capability – takes up to 26 string variables of any length. All strings can undergo all relational tests (e.g. comparison). The ZX80 also has string input to request a line of text when necessary. Strings do *not* need to be dimensioned.
- Up to 26 single dimension arrays.
- FOR/NEXT loops nested up to 26.
- Variable names of any length.
- BASIC language also handles full Boolean arithmetic, conditional expressions, etc.
- Exceptionally powerful edit facilities, allows modification of existing program lines.
- Randomise function, useful for games and secret codes, as well as more serious applications.
- Timer under program control.
- PEEK and POKE enable entry of machine code instructions, USR causes jump to a user's machine language sub-routine.

- High-resolution graphics with 22 standard graphic symbols.
- All characters printable in reverse under program control.
- Lines of unlimited length.

...and the Sinclair teach-yourself BASIC manual.

If the features of the Sinclair interpreter listed alongside mean little to you – don't worry. They're all explained in the specially-written 96-page book *free* with every kit! The book makes learning easy, exciting and enjoyable, and represents a complete course in BASIC programming – from first principles to complex programs. (Available separately – purchase price refunded if you buy a ZX80 later.)



Complete computer kit.

£79⁹⁵

**Including VAT.
Including post and
packing.
Including all leads
and components**

**Fewer chips,
compact design,
volume production –
more power per pound!**

The ZX80 owes its remarkable low price to its remarkable design: the whole system is packed onto fewer, newer, more powerful and advanced LSI chips. A single SUPER ROM, for instance, contains the BASIC interpreter, the character set, operating system, and monitor. And the ZX80's 1K byte RAM is roughly equivalent to 4K bytes in a conventional computer, because the ZX80's brilliant design packs the RAM so much more tightly. (Key words, for instance, occupy just a single byte.)

To all that, add volume production – and you've that rare thing: a price breakthrough that really is a breakthrough.

**The Sinclair ZX80. Kit: £79.95.
Assembled: £99.95. Complete!**

The ZX80 kit costs a mere £79.95. Can't wait to have a ZX80 up and running? No problem! It's also available, ready assembled, for only £99.95.

Whether you choose the kit or the ready-made, you can be sure of world-famous Sinclair technology – and years of satisfying use. (Science of Cambridge Ltd is one of the Sinclair companies owned and run by Clive Sinclair.)

To order, complete the coupon, and post to Science of Cambridge for delivery within 28 days. Return as received within 14 days for full money refund if not completely satisfied.

sinclair ZX80

Science of Cambridge Ltd

6 Kings Parade, Cambridge, Cambs., CB2 1SN.
Tel: 0223 311488.

Order Form

To: Science of Cambridge Ltd, 6 Kings Parade, Cambridge, Cambs., CB2 1SN.
Remember: all prices shown include VAT, postage and packing. No hidden extras.

Please send me:

Quantity	Item	Item price £	Total £
	Sinclair ZX80 Personal Computer kit(s). Price includes ZX80 BASIC manual, excludes mains adaptor.	79.95	
	Ready-assembled Sinclair ZX80 Personal Computer(s). Price includes ZX80 BASIC manual, excludes mains adaptor.	99.95	
	Mains Adaptor(s) (600 mA at 9 V DC nominal unregulated).	8.95	
	Memory Expansion Board(s) (takes up to 3K bytes).	12.00	
	RAM Memory chips – standard 1K bytes capacity.	16.00	
	Sinclair ZX80 Manual(s) (manual free with every ZX80 kit or ready-made computer).	5.00	
NB. Your Sinclair ZX80 may qualify as a business expense.		TOTAL	£

I enclose a cheque/postal order payable to Science of Cambridge Ltd for £

Please print

Name: Mr/Mrs/Miss _____

Address _____

PW/5/80

SUPERSOUND 13 HI-FI MONO AMPLIFIER

A superb solid state audio amplifier. Brand new components throughout. 5 silicon transistors plus 2 power output transistors in push-pull. Full wave rectification. Output approx. 13 watts r.m.s. into 8 ohms. Frequency response 12Hz-30KHz \pm 3db. Fully integrated pre-amplifier stage with separate Volume, Bass boost and Treble cut controls. Suitable for 8-15 ohm speakers. Input for ceramic or crystal cartridge. Sensitivity approx. 40mV for full output. Supplied ready built and tested, with knobs, escutcheon panel, input and output plugs. Overall size 3" high \times 6" wide \times 7 1/2" deep. AC 200-250V. PRICE £18.40, P. & P. £1.60.

HARVERSONIC MODEL P.A. TWO ZERO

An advanced solid state general purpose mono amplifier suitable for Public Address system, Disco, Guitar, Gram, etc. Features 3 individually controlled inputs (each input has a separate 2 stage pre-amp.). Input 1, 15mV into 47k. Input 2, 15mV into 47k (suitable for use with mic. or guitar etc.). Input 3, 200mV into 1 meg. suitable for gram, tuner, or tape etc. Full mixing facilities with full range bass & treble controls. All inputs plug into standard jack sockets on front panel. Output socket on rear of chassis for an 8 ohm or 16 ohm speaker. Output in excess of 30 watts music power. Very attractively finished purpose built cabinet made from black vinyl covered steel, with a brushed anodised aluminium front escutcheon. For ac mains operation 200/240 volts. Size approx. 12 1/2" wide \times 5 1/2" high \times 7 1/2" deep. Special price £29.00 + £3.00 carriage and packing.



"POLY PLANAR" WAFER-TYPE, WIDE RANGE ELECTRO-DYNAMIC SPEAKER

Size 11 1/2" \times 14 1/2" \times 1 1/2" deep. Weight 19oz. Power handling 20W r.m.s. (40W peak). Impedance 8 ohm only. Response 40Hz-20KHz. Can be mounted on ceilings, walls, doors, under tables, etc., and used with or without baffle. Send S.A.E. for full details. Only £8.80 each + p. & p. (one £1.20, two £1.50). Now available in 8" round version. 10 watts RMS 60Hz 20KHz £6.30. P. & P. (one 80p, two £1.30).

STEREO MAGNETIC PRE-AMP. Sens. 3mV in for 100mV out. 15 to 35V neg. earth. Equ. \pm 1dB from 20Hz to 20KHz. Input impedance 47K. Size 1 1/2" \times 2 1/2" \times 3 1/2" H. £3.20 + 22p P. & P.

MAINS OPERATED SOLID STATE AM/FM STEREO TUNER




200/240V Mains operated Solid State FM AM Stereo Tuner. Covering M.W. A.M. 540-1605 KHz. VHF/FM 88-108 MHz. Built-in Ferrite rod aerial for M.W. Full AFC and AGC on AM and FM. Stereo Beacon Lamp Indicator. Built in Pre-amps with variable output voltage adjustable by pre-set control. Max o/p Voltage 600mV RMS into 20K. Simulated Teak finish cabinet. Will match almost any amplifier. Size 8 1/2" w \times 4" h \times 9 1/2" d approx.

LIMITED NUMBER ONLY at £29.00 + £2.00 P. & P.

10/14 WATT HI-FI AMPLIFIER KIT

A stylishly finished monaural amplifier with an output of 14 watts from 2 EL84s in push-pull. Super reproduction of both music and speech with negligible hum. Separate inputs for mike and gram allow records and announcements to follow each other. Fully shrouded section wound output transformer to match 3-15 Ω speaker and 2 independent volume controls, and separate bass and treble controls are provided giving good lift and cut. Valve line-up 2 EL84s, ECC83, EF86 and EZ80 rectifier. Simple instruction booklet 50p + SAE (Free with parts). All parts sold separately. ONLY £18.40, P. & P. £2.00. Also available ready built and tested £22.50, P. & P. £2.00.



STEREO DECODER MK.II

SIZE 1 1/2" \times 2 1/2" \times 1" ready built. Pre-aligned and tested for 10-16V neg. earth operation. Can be fitted to almost any FM VHF radio or tuner. Stereo beacon light can be fitted if required. Full details and instructions supplied £7.00 plus 25p P. & P. Stereo beacon light if required 40p extra.

Mullard LP1159 RF IF module 470KHz £2.50 + P. & P. 22p. Full specification and connection details supplied. Pye VHF FM Tuner Head covering 88-108MHz 10-7 MHz I.F. output. 7.8V + earth. Supplied pre-aligned, with full circuit diagram with precision-gear F.M. gang and 323PF + 323PF A.M. Tuning gang only £3.40 + P. & P. 60p.

VYNAIR & REXINE SPEAKERS & CABINET FABRICS app. 54 in. wide. Our price £2.30 yd. length. P. & P. 70p per yd. (min. 1 yd). S.A.E. for samples.

HARVERSONIC SUPERSOUND 10 - 10 STEREO AMPLIFIER KIT

A really first-class Hi-Fi Stereo Amplifier Kit. Uses 14 transistors including Silicon Transistors in the first five stages on each channel resulting in even lower noise level with improved sensitivity. Integral pre-amp with Bass, Treble and two Volume Controls. Suitable for use with Ceramic or Crystal cartridges. Very simple to modify to suit magnetic cartridges—instructions included. Output stage for any speakers from 8 to 15 ohms. Compact design, all parts supplied including drilled metalwork, high quality ready drilled printed circuit board with component identification clearly marked, smart brushed anodised aluminium front panel with matching knobs, wire, solder, nuts, bolts—no extras to buy. Simple step by step instructions enable any constructor to build an amplifier to be proud of. Brief specification: Power output: 14 watts r.m.s. per channel into 5 ohms. Frequency response: \pm 3dB 12-30,000 Hz Sensitivity: better than 80mV into 1M Ω . Full power bandwidth: \pm 3dB 12-15,000 Hz. Bass boost approx. to \pm 12dB. Treble cut approx. to \pm 16dB. Negative feedback 18dB over main amp. Power requirements 35V. at 1.0 amp.

Overall Size 12" w. 8" d. 2 1/2" h. Fully detailed 7 page construction manual and parts list free with kit or send 25p plus large S.A.E.

AMPLIFIER KIT £14.95 P. & P. £1.20 (Magnetic input components 33p extra)

POWER PACK KIT £6.20 P. & P. £1.50

CABINET £6.20 P. & P. £1.50

SPECIAL OFFER—only £25.80 if all 3 items

ordered at one time plus £2.80 p. & p.

Full after sales service

Also avail. ready built and tested £32.20, P. & P. £2.80.

HARVERSONIC STEREO 44

A solid state stereo amplifier chassis, with an output of 3-4 watts per channel into 8 ohm speakers. Using the latest high technology integrated circuit amplifiers with built in short term thermal overload protection. All components including rectifier smoothing capacitor, fuse, tone control, volume controls, 2 pin din speaker sockets & 5 pin din tape rec. play socket are mounted on the printed circuit panel, size approx. 9 1/2" \times 2 1/2" \times 1" max. depth. Supplied brand new & tested, with knobs, brushed anodised aluminium 2 way escutcheon (to allow the amplifier to be mounted horizontally or vertically) at only £10.40 plus 90p P. & P. Mains transformer with an output of 17V a/c at 500mA can be supplied at £2.15 + 70p P. & P. if required. Full connection details supplied.

All prices and specifications correct at time of press and subject to alteration without notice.

PLEASE NOTE: P. & P. CHARGES QUOTED APPLY TO U.K. ONLY. SEND SAE WITH ALL ENQUIRIES.

HARVERSON SURPLUS CO. LTD. (Dept. P.W.) 170 MERTON HIGH ST., LONDON, S.W.19. Tel.: 01-540 3985
A few minutes from South Wimbledon Tube Station. Open 9.30-5.30 Mon. to Fri. 9.30-5 Sat. Closed Wed.

The book you have been waiting for. The 1980 edition of

Guide to Broadcasting Stations

for only £2.95 (US\$ 6.75)

This is the eighteenth edition of a publication which has sold over 270,000 copies.

Around the world some thousands of radio stations are sending signals. If you're receiving, this standard guide will tell you who's where. And of course LW and MW allocations of November 1978 are incorporated.

The early pages contain useful information on radio receivers, aerials, propagation, signal identification and reception reports.

The rest of the book gives lists of stations broadcasting in the long, medium, short and VHF bands. It deals with them in frequency, geographical and alphabetical order and will be a handy guide for radio amateurs and listeners alike.

Newnes Technical Books
Borough Green, Sevenoaks, Kent TN15 8PH

Butterworths has companies in Australia, Canada, New Zealand, South Africa and the USA, where local prices apply.

You will not be Too Late

For most of the bargains listed in the newsletter reprinted below, even though it is our JAN/FEB issue, because the part of the newsletter with the items in short supply is not reprinted. However, you will receive the whole of our MARCH/APRIL newsletter if you send us an order this month and as an extra inducement we will send you our MAY/JUNE newsletter directly if it is printed, which is usually about two months before it can appear in this magazine.

SERVICEMAN'S SNIP is something which probably every one of our readers could usefully use, even though he may already have one or more of the expensive kind, we refer to the "Safe Block" as used for quick hook-ups to the mains. We offer a complete kit to make a safe block - has all the usual features, fuse, spring grip for wires, automatically switches off when you make connection, tough rugged plastic outer case. Price of kit £2.50 + 3p.

6 WAVE BAND SHORT WAVE RADIO KIT Bandsread covering 13.5 to 52 metres. Based on circuit which appeared in a recent issue of Radio Construction. Complete kit, includes case materials, six transistors and diodes, condensers, resistors, inductors, switches etc. Nothing else to buy, if you have an amplifier to connect it to on a pair of high resistance headphones. Special price to get this kind of the ground is £11.95 inc. VAT and postage.

CONSTRUCTOR'S SNIP 6v 1 amp transformer with 230 mains or primary. This has fixing clamp and is in fact a normal transformer usually listed at £2.50. We are offering this at only £1 including postage and VAT and for good measure we are including free plans and diagrams for two very popular items. 1. Sound to light adaptor. 2. Whistle out switch. Secure this bargain by ordering parcel ref. 8J1.

THIS MONTH'S AMPLIFIER SNIP This is a stereo amplifier rated output 8 watts per channel. Complete and with tone control panel. Unused but please expect to have to rectify some small fault. We understand these were made for a high class music centre and hope to be able to supply the circuit diagram. Price £2 + 30p.

ARE YOU A BIG SOLDER USER? If so, you will be interested to know we can supply Ersin multi-core solder 18 gauge 60-40 normal for electronic work on half kg reels. Price £8.50 + £1.27p.

REMOTE Control of your sound to light, no direct connection to amp or socket. Kit includes made up amplifier, microphone, case switch etc. £3.50 + 52p.

80W TUBULAR ELEMENTS Brass-encased with beaded flex ends. Standard in most domestic and industrial type refrigerators, but also dozens of other uses, airing cupboard heater etc. Price £1.50 + 22p.

750W FLAT METAL CASED ELEMENT Made for Hotpoint Safety Kettle, this measures 5" long 2 1/2" wide and is about 1/2" thick - very useful for contact heating. Price 95p + 14p.

BLOWER - EXTRACTOR This can be either depending on how you mount it. We refer to the Compact motor operated air mover, made by the famous Smith Company. The air comes in at the centre and is blown out through an oblong side outlet. One use is as a solder flux fume extractor, saves inhaling this nasty stuff. Another use is as a draft reducer. Blow up polythene tubing with this and the polythene will expand into the gaps and so reduce draft and heat loss. Other uses, cooling, hot air distribution, cooking smell removing etc. We have 4,000 of the fans. Price £2.50 per 100 plus VAT and carriage. Sample quantities £3.00 + 45p post £1.00.

HEAVY DUTY MICROSWITCH For machines and other places where they may be exposed to dust and grit. The opening shaft is rubber lined and the switch mechanism is cased. Price £1.50 + 22p. **NOTE:** We have over 100,000 micro switches in stock covering 50 or so types so please let us have your enquiries. Special offer 10 different price £1.50 + 22p.

PRECISION MAINS OPERATED CLOCK For only £1.50 + 22p. Sounds unbelievable but that's what you can have if you send orders right away. The clocks which have large clear dials were made by the famous Smiths Company. They use with their domestic cooker switch and are brand new and guaranteed.

TELEPHONE PICK UP coil attaches by suction to phone body, enabling conversation to be recorded, put through amp or headphones. Price £1 + 15p.

12v SUBMERSIBLE PUMP Our drill pump is useful, but this one is even more so. Just join it to your car battery, drop it into the liquid to be moved and up it comes, no messing about, no priming etc. and you get a very good head. Suitable for water, paraffin and any non-explosive, non-corrosive liquid. One use if you are a camper, make yourself a shower. Price £6 + 90p. A free gift, first 100 purchasers will get tap with built in switch and length of plastic tubing.

ELECTRICAL TRIP After available, parcel of M.E.M. white flush 13 amp sockets, switches etc. Total retail value over £56 - VAT for only £28 + £4.20p. You get 10 double 13 amp sockets and 6 single 13 amp S. sockets with neon, 14 power (20 amp dpt switches and spurs some with neon), 20 single ganged one way, two way and intermediate switches and super free gift (worth £3). If not collecting please add £2.25.

MULTI TURN POT WITH KNOB 100k 1in. approximately 1 watt rating as used in many T.V. receivers, makers ref. 7802 412-00051. Suitable for fine control of resistance in general circuitry. Price 40p + 6p.

T.V. DIPLEXER On plastic moulding size 2 1/2" x 1 1/2". We are able to offer these at such a low price that they can be used as T.V. aerial sockets only. Price 10p for £1 - 15p.

TRANSDUCCERS As used remote control T.V. receivers. Price £1.50p + 22p.

E.H.T. MAINS TRANSFORMERS with inductance control, normal primary, secondary output by our equipment, 3.5 kv 3 mA. E.H.T. voltage can be varied by applying a DC voltage to the lower normal secondary bobbin. We are not sure how much the voltage may be increased or decreased but using a 3 volt battery we seem to get a rise or fall of about 50 volts. Ex unused P.S.U.s price £2 + 30p. Post 40p.

ARMY 46 SETS As made for and used in the Second World War, we have a few of these in good condition but without accessories. Price £10 + £1.50p + post £1.50p.

TANGENTIAL HEATERS Made by Solon, they are replacements in many popular heaters, alternatively they require only a simple case or could be fitted into the bottom of a kitchen unit or bookcase. At present both 2K and 3K models are in stock at £5.20 - 78p for 2K and £6.05 - 90 for 3K, post £1.50p per heater. Heater control switch enabling full heat, half heat or cold blow and connection data. Price 75p + 12p.

CROUZET SKELETON MICRO SWITCH Crouzet ref. 319/C this is a changeover switch with unlimited uses, contacts rated 10 amps stackable and very lightweight, snap action. Price 25p + 4p.

MINI DECADE THUMB WHEEL SWITCH Stackable, panel hole size 1 1/2" high and approx. 1 1/2" for each switch. Matt black with white figures - gold plated break before make contacts. Price 75p + 12p.

ROCKER SWITCH Double pole 13 amp 250v for hole size white with nickel plated surround. DOT ref. 82/631 Price 35p + 6p.

PLEASE NOTE: The "A" sign after the amount shows the amount of V.A.T. The postage, if quoted, is based upon the amount the article costs to send if it forms part of a larger parcel. Should your order be less than £10.00 however, please send an additional 50p. BARCLAYCARD & ACCESS WELCOMED. Phone 01 688 1833.

15-0-15v + 2 AMP Mains transformer, upright mounting primary and secondary wound on separate bobbins with fixing lugs. Price £3 + 45p. Post 30p.

25-0-25v + 750 mA Mains transformer. C core construction, heavily varnished for dead quiet operation. Upright mounting fixing lugs. Price £2.75 + 41p post 50p.

25 WATT MID-RANGE SPEAKER 5 1/4" Made by Goodmans so there's none better. 4 ohm coil. Price £3.50 + 45p post £1.00.

8 OHM TWEETER Made by Goodmans. 3 1/2" square 4" across fixings. Price £1.50 + 22p post 30p.

ROTARY SOLENOID As most customers know we have solenoids of the normal types for pulling and pushing through a magnetic assembly. We have now acquired some which have a rotating action, d.c. operated. A shaft which comes out of the centre, either like a motor spindle, travels through approx. 90°. Price £5 + 75p.

PANEL METERS AND INSTRUMENTS
2 1/2" ROUND PANEL METERS All flush mounting through 2 1/2" round hole, with flange makes item 3" wide approx. Made to stringent Ministry specifications. We have the following types in stock, all are moving coil unless otherwise stated. **VOLT METER** Scaled 0-200 volt res. 500 ohms p.v. Price £2 + 30p. **MICRO AMPMETER** 500 uA - scaled 0-5 Price £2.50 + 38p. **MILLIAMPER METER** 500 mA scaled 0-500 mA. Price £2 + 30p. **AMPERE METER** hot wire, scaled 0-9 amp. Price £2 + 30p. **DUAL RANGE SCALE** calibrated 0-10v and 0-500v flush mounting this has internal resistor for the 10v range but would require ext. resistor for the 500v range. A very sensitive 20k per volt movement. Made for G.P.O. so obviously very good. Price £3.00 + 45p.

0-1 MA PANEL METER 2" square made by Sifam for Ferrograph for peak level indication, so reads right to left - 1 milliamp f.s.d. scaled 0-1 Price £3 + 45p.

0-1 MA PANEL METER 1 1/2" round panel meter IMA f.s.d. centre zero, scaled 100-0-100 internal res. 500 ohms. Price £3 + 45p.

INSTRUMENT PANEL METER Oblong size approx. 4 1/2" x 4 1/2" f.s.d. in 7.5 micro A which is a very sensitive m.c. movement. Internal resistance is 2000 ohms. Pointer has a right to left movement and there is a mirrored scale calibrated 1, 2, 3 ... 2 to 2, finishing with the infinity sign. The meter could be used for resistance indications or the scale could be replaced quite easily, these were obviously very expensive instruments but we will supply at £7.50 + £1.03p. Limited quantity only.

0-500 VA PANEL METER Oblong size 2 1/2" x 4 1/2" approx. made by Sifam for Vortexion internal res. 1400 ohms. Twin scale top reads 0-100, bottom reads -20 ... +30 db. Price £3 + 45p.

0-1mA 240° PANEL METER A large 240° scale instrument size approx. 4 1/2" square at the front and 4 1/2" deep. Intended for panel mounting, its scale is calibrated 0-7 and it was intended to be used as rev. counter. The meter from the maker would we feel sure be about £25. Our price £12.00 + £1.80p each, post £2.00. We have a similar instrument with different scales, contact us if you are interested.

VU METER Edgewise mounting, through hole size 1" x 3/4" approx. These are 100 micro amp f.s.d. and fitted with internal 6 volt bulb for scale illumination, also have zero reset. The scale is not calibrated but has very modern appearance. Price £2.50p + 38p.

BALANCE METER Edgewise mounting 100 UA centre zero Price £2.00 + 30p.

1 1/2" SQUARE PANEL METER Eagle full vision plastic front 60UA Price £4.00 + 80p. 1 mA £3.50 + 53p.

LARGE PANEL MOUNTING METER Oblong size 5" x 4" 200-0-200 UA. It has a plain scale, also it is a fairly easy job to reset the pointer to the left-hand zero position and thus obtain a 0/400 UA movement. Made by Sangamo Weston Price £6 + 90p.

GALVANOMETER 7-0-7 UA f.s.d. Moving coil precision laboratory instrument of extremely high sensitivity (0.3 UA per division). Size approx. 6 1/2" x 2 1/2" Price £12 + £1.80p.

ACOS 'G' METERS For use with transducers and accelerometers. These are precision instruments. They measure 'G' in three steps, 0-10, 0-100 and 0-1000 directly on a large clear meter scale 0-1. Price £12 + £1.80p.

CHARGE - DISCHARGE PANEL METER Made for military so of good quality. Fitted with shunt this reads 0-50 amp, hole size 2" dia. with flange for flush panel mounting. Price £2.50 + 38p.

0-10V DC MOVING COIL PANEL METER Another military model flanged for flush panel mounting through round hole size 2" dia. Range easily extended by adding a series resistor. Price £2.50 + 38p.

0-100UA Fine moving coil instrument sealed into glass case, mounts flush through 2 1/2" dia. hole and we supply this complete with mounting flange. Price £3.00 + 45p.

LABORATORY METERS In beautifully made teak case, size 8" x 8 1/2" x 5 1/2", the sort of instrument we used at school. Very clear mirrored scale reads DC 0-150v. Calibrated at 1200 - 2000 cps. Price £15 + £2.26 + postage £2.

LABORATORY METERS In case made of tough plastic. Very clear mirrored scale reads DC 0-150v. Price £7.50 + £1.13p + postage £2.

SPEAKER CABINETS Simulated teak finish, nice handy size 11" x 8" x 4 1/2" approx. modern black sponge type front, price £2 + 36p, post £1.50p. Special price to bulk buyers.

4" SQUARE PANEL MOUNTING moving coil movement with scale for multi-range test meter made for the Taylor Electric Co. a truly beautiful instrument with mirrored scale and stop and zero adjustment. If you have contemplated building a 20,000 o.p.u. multimeter then this is your chance. Price £4.50 + 68p.

3" EDGEWISE PANEL METER 0-25 mA moving coil made for the G.P.O. A very useful instrument especially when panel space is limited. Price £2.50 + 38p.

HIGH DC CURRENT PANEL METER 3 1/2" dia. 240° scale, made for G.P.O., new and unused. Available as follows: scale 0-15 amps DC with shunt £7.00 - £1.05p. scale 0-60 amps DC less shunt £5.00 - 75p. scale 0-100 amps DC less shunt £5.00 - 75p. scale 0-150 amps DC 0-500 - 75p.

HIGH CURRENT AC PANEL METER 4" dia. scale 0-4,000 amps AC at 60 Hz. Price £12.00 + £1.80p.

40KV PANEL METER panel mounting instrument gives very clear readings of voltages between 20kv and 40kv. Scale 4 1/2" dia. surface mounting few only £8.50 + 68p.

THREE POSITION ROCKER SWITCH 10 amp changeover with a centre off standard size clip fixing pushes into hole size approx. 1" x 7/16" which is standard for many rockers. Special bargain this month, 10 for £2.00 + 30p.

H.P. MOTORS Normal base mounting, ex-computer but tested, 230-240V 50 Hz good length spindle mostly American make. Price £8.50p each + £1.27p + carriage £2.50.

WATERPROOF HEATING WIRE as used for electric blankets etc. This has dozens of other applications - in gloves or socks for people with poor circulation are obvious uses. One unusual use suggested by a customer is a 'grow' bag heater. The wire which consists of an element wound on glass fibre then PVC covered has a resistance of 60 ohms per foot. Price is 20p + 3p per yd.

RECORD PLAYER MOTORS As fitted to Magnavox, B.S.R., Garrard etc. 2 pole motors £1.50p + 22p + post 35p. 4 pole (note these are also fitted to some tape recorders) £2 + 30p post 40p per motor. An interesting point about these motors is that often when you have to fit a replacement, the stator (the part with the winding on) can usually be replaced separately, this often makes the replacement possible as most motors have an end cap which is special as it is stepped to facilitate screw changes.

A DOOR SWITCH Neat tubular pattern for letting into door frame. All you have to do is drill a 3/4" dia. hole and chisel out for the fixing. This is a changeover switch, so can be used in opening or closing circuits. Price 50p + 7p.

LOW TORQUE MICROSWITCH Can be operated by air flow, coils or other small weights so they have many applications - SPDT silver contacts rated at 250v 5a expected life of 10,000,000 operations. Price 45p + 7p.

LIGHT DEPENDANT RESISTOR ORP12 A cadmium sulphide 1.d.r. with clear end window - resistance reduces as light increases, dark resistance 1 meg plus, sun light resistance 100-200 ohms. Price 75p.

SUB MINI TRIMMING POTS wire leads suit: 1. matrix board - top adjusting available in following values: 10 ohms, 10k, 20k, 50k, 100k, 250k, 500k and 1 meg. Price 45p + 7p.

MULTI TURN POT 1 1/2" cermet - 20 turn metal angle cased with three leads for p.c.b. multi contact wiper ensures minimum noise and excellent stability - slipping clutch end stop, one value only at present this is 2 kw. Price 55p + 8p.

POWERFUL LOW SPEED MOTOR 230v or 115v mains driven, 45 r.p.m. approx at 50 Mz 60 r.p.m. at 6 Mz. This is somewhat larger than average - size is approx 2 1/2" dia. x 2 1/2" deep 1 1/2" dia. shaft 1 1/2" long - mountable from front or rear, this is extremely powerful, in fact the writer could not stop it by hand. Price £3.75p + 56p + post 40p.

HEAVY DUTY MAINS RELAY With three c/o 15 amp contacts - fitted with plastic dust cover, this has push on tags for quick connections. Price £2.75p + 41p.

MAINS OPERATED WATER PUMP Most readers will know that we stock the Jabsco drill pump which was made to work with most portable drills, the price is still £2.25 but due to its short life. Also we have coupled this to an 110 r.p.m. motor, mounted them on a metal chassis and offer this as a general purpose pump. It is suitable for most liquids and certainly for water and will lift the liquid up to quite a head. Price £9.50p + £1.10p + post £1.00 + 8p.

STEREO HEADPHONE LEAD Black curly 10ft. approx. terminations, stereo jackplug one end - miniature two pin plugs on other. Price £1.00 + 7p.

DESOLDERING PUMP ideal for removing components from computer boards as well as for service work generally. Price £5.45 + 88p.

MOST USEFUL POWER SUPPLY 240v mains input, switched outputs of 6, 9 & 12 volts DC at max of 1 amp ingenious circuitry limits the voltage differential between off load and full load, illuminated voltmeter on front panel shows output voltage, completely encased size 165 x 82 x 63mm. Price £14.50 + £2.18p.

VERSADRILL a 12 volt battery operated power drill, not just useful for drilling circuit boards but will do all the jobs and is powerful enough to perform all the functions and operations normally expected of Black & Decker and other mains drills its chuck accepts up to 1/8" drills size approx. 150mm x 50mm. Price £14.50 + £2.23p.

ETCHING KIT SENO GS system, this complete kit, makes possible routine etching without the complicated procedures associated with acidic etchants. Treats about 1700 sq.cm. of board. Price £2.25 + 34p.

25W SOLDERING IRON a good tool for which we can supply all the spares price £2.40 + 36p.

PISTOL GRIP SOLDERING IRON again 40 watt this is otherwise same as above £2.75 + 41p.

BURGULAR ALARM CONTROL PANEL Contains labelled connection block, latching relay, test switch and removable kit control switch. Simplifies the whole installation, all you have to do is to take wires to pressure pads and to alarm bell. Price £6.00 - 90p. With complete diagram.

TEST LEADS 5 pairs of different coloured leads, 10 leads in all. At each end is an insulated crocodile clip of the same colour as the lead, 20 clips in all. This is invaluable for hook ups and will save its cost in no time at all. Price £1 + 15p.

TEST LEAD KIT Complete kit with long reach prods, supplied with the following alternative ends, banana plugs, pin plugs, spade terminals and croc clips, all push fitting lead length approx. 130 cm. Price £1.50 + 41p.


5 WATT AMPLIFIER This is a 4 transistor mono amp with a very wide frequency response, operates from a 9v battery in a 4.8 or 16 ohm speaker. Price £5.95 + 90p.

T.V. AERIAL SPLITTER Low loss splitter giving two standard co-axial outlets from one standard co-ax input. Price £1.15 + 17p.

V.U. PANEL METER Oblong full vision front size 50mm x 45mm this requires a 38mm dia. cut-out, a fine instrument which will enhance any panel. Price £4.87 + 73p.

COMPONENT BOARD Ref. W0998. This is a modern fibre glass board which contains a multitude of very useful parts, most important of which are: 35 assorted diodes and rectifiers including four 3 amp 400v types (made up in a bridge), 8 transistors type BC 107 and 2 type 8F51, electrolytic capacitors, SCR 2N5060/62 250V 100V DC and 100uf 25V DC, and over 100 other parts including variable, fixed and wire wound resistors, electrolytic and other condensers. A real snip at £1.00 + 15p.

SUPER 2N3055 Transistor RCA 52360, in our experience this does all the 3055 can do but does it better, we have good stock of these price 50p + 7p.



MINI-MULTI TESTER
Deluxe pocket size precision moving coil instrument, jewelled bearings - 2000 o.p.v. mirrored scale.
11 instant ranges measure: DC volts 10, 50, 250, 1000. AC volts 10, 50, 250, 1000. AC amps 0-100 mA. Continuity and resistance 0-1 meg ohms in two ranges. Complete with Test Prods and instruction book showing how to measure capacity and inductance as well as resistance. Unbelievable value only £6.75 + 50p post and insurance.

FREE Amps ranges kit to enable you to read DC current from 0-10 amps, directly on the 0-10 scale. It's free if you purchase quickly but if you already own a mini teacher and would like one send £2.50p.

J. BULL
(Electrical) LTD
102/3 Tamworth Road, West Croydon.

CHORDGATE LTD. SWINDON

SILICON TRANSISTORS FULL SPEC.

TIP31B 25p comp. TIP32B 25p, 5 pairs £2.00 or 10 either type £2.00. 2N3707 gen. pur. NPN 10 for 50p. 2N5293 NPN 75V 4A TAB collector 20p 10 for £1.75. TIP34A PNP 60V 10A 40p 10 for £3. 1N914 25p 10 for 60p. BD525 30p comp. BD526 30p useful up to 50MHz. 5 pairs £2.50 10 either type £2.50.

2102L RAMS 75p each.

Fairchild FND10 7 seg. displays 0-15" red common cathode 60p.

Pye dynamics thick film 1MHz clocking oscillator, 5 volt supply, drives 1 TTL loads 60p.

368-640KHz XTAL PCB MTG HCU ÷ 2¹⁰ = 360Hz 75p.

444-8KHz XTAL wire end £1.95.

Beehive trimmer 3-30PF 10 for 50p.

1-5-2-5PF min trimmer 5mm x 5mm HOR MTG 12p 10 for £1.

Stettner 3-15PF CER trimmer 10mm dia. vert. MTG 15p 10 for £1.20.

Denco transistor 1FTs interstage 1FT13 60p. 1FT14 Det. output 60p 470KHz.

Std air spaced trimmer capacitors 20pF, 30pF or 40pF 12p any 10 for £1. Tubular trimmer capacitors 2pF, 18pF or 30pF 12p any 10 for £1.

Tantalum bead capacitors 10MFD 6-3V 8p each. 10 for 70p. 2-2MFD 50V 12p each. 10 for £1.05. 6-8MFD 35V 12p each. 10 for £1.05. Tantalum miniature axial 1MFD 15V 4mm x 1-5mm dia. 8p each. 10 for 70p. 2-2MFD 15V 5mm x 1-5mm dia. 8p each. 10 for 70p.

Colvern 1 watt wire wound pots 25R, 100R, 1K, 2K, 2-5K, 10K, 30K, 40p. 10 for £3. State value.

4700MFD 16V 60p. 6800 MFD 10V 60p. 15000MFD 10V 60p. 6F10 stud rect. 100V P.I.V. 6A 25p. 4 for 80p.

Mullard pot cores. All supplied with data sheet. LA1 50p. LA2 60p. LA4 70p. LA7 80p.

Waveform generator kit. PCB and all components to build 20Hz-20KHz generator with sine square and triangle outputs. 10-30V supply, complete with data sheet £9.95. (8038 Based).

For all above supplies add 35p post and packing. Order over £5.00 post and packing inclusive.

Printed circuits detailed below add 35p post and packing 1-3 boards. Larger quantities post and packing inclusive.

PCB contains 2 IP 10W wafer switches. 2 x 7440 I/C 2 x 74141 I/C. Various logic I/Cs 1N4148s and over 50 components 70p.

PCB with GEC G424 triac control I/C. 2 SGS transistors. Three 9 watt WW resistors and 12 other components supplied now with G424 data and application sheet £1.00.

PCB with 4 x 0-1 MFD 1000V caps 2 pre-sets, 1 bridge rect., 4 x 1N4007, 9 resistors 70p.

PCB with 2 x 741. 2N4921 and over 40 other components and multiturn 20K pot 70p.

PCB with 8 x BC107 8 x BCY70 4 pre-set pots and over 70 other components 80p.

Special bargain 10 Kilo inclusive of packing parcel of PCBs, resistors, capacitors, etc. etc. and items not listed above £6.95.

Avo in circuit transistor tester type TT169 complete in case with instructions for testing transistors diodes and SCRs £17.50. Excellent condition fully tested.

(Dept B.) 194 A DROVE ROAD, SWINDON, WILTS.

ALL OUR PRICES INCLUDE VAT

28 PIN I/C holder 20p.

30 turret tags 50p.

500 OHM multi-turn PCB MTG pot 20p. 10 for £1.50.

Airflow Developments snail blower 110V 50Hz £4.50.

Citenco 48V motor with right angle drive geared for 4 R.P.M. torque 24 oz-ins. 3/4" round or for 5/32" square shaft £9.50.

Honeywell plastic snap panel MTG push button DP/CO switch, latch or non latch 15p. 10 for £1.25. State type.

Alma push button reed switch ideal for keyboard 30p. 10 for £2.50.

Min. glass reed switches 20mm length 10 for 60p.

Photo diode and lamp 60p pair.

Mercury battery 1-35V 1000 MA/H 16mm dia. 16mm high 15p. 10 for £1.20.

LM324N quad op-amp I/C 60p.

LM1303N stereo pre-amp I/C 60p.

SN76110 P.L.L. FM stereo multiplex decoder I/C 75p.

0-2" red LEDs 10p. 10 for 90p.

4-7V 400 MW zener 6p. 10 for 50p.

13V 400 MW zener 6p. 10 for 50p.

Min cermet trimmers HOR MTG 220R and 10K 15p. 10 for £1.20. State value.

1/2W carbon resistors, 100 packed in manufacturers cartons. 15R, 39R, 47R, 150R, 560R, 2-K, 22K, 68K, 100K, 50p per carton. State value.

Resistor pack 200 assorted 70p.

Min electrolytic pack approx. 100 assorted values, few types unmarked 75p.

Catronics FOR BEST VALUE IN THE FINEST SHORTWAVE RECEIVERS

Trio R-1000 is a high class general coverage receiver covering 30 bands between 200KHz and 30MHz with a PLL synthesizer that incorporates all of TRIO's sophisticated electronic technology developed over recent years.

Both digital display readout (1kHz resolution) and analog display (10kHz resolution) are provided for easy and accurate tuning.

The R-1000 also includes a quartz digital clock with timer, three IF filters, RF ATT and tone control, etc. to ensure the best receiving conditions for each mode.

Due consideration has been given to innovative design and compactness, making the R-1000 an incomparable station receiver for amateur radio operators, professionals, BCL's and SWL's, etc. £298

Lowe SRX30 as featured in Aug. issue of P.W. Utilises a drift cancelling loop system to give performance plus. 500KHz - 30MHz coverage, USB/LSB/AM/CW, 240Vac/12Vdc supply. £178

Trio R300 with dual conversion on higher frequency band (above 18MHz). 170KHz-30MHz coverage. USB/LSB/AM/CW, 120Vac/240Vac/12Vdc supply or internal batteries. £149.50.

Both the above receivers are currently available from stock.

Prices INCLUDE VAT but please add £4.50 for Securicor delivery.

GREAT MONEY-SAVING OFFER! 2 Metre MONITOR RECEIVER

(as featured in April 1979 issue of P.W.)

Originally £52.
NOW ONLY

£43.30 KIT ONLY
LESS CRYSTAL

We also have available a multi-channel version of the PCB, allowing up to 7 crystals to be fitted. Kit less crystals—£46.25

Components also available separately:

PCB, (multi-channel) £5.65;

SL6640, £4.30; Crystal filter, £15.60

All prices INCLUDE VAT but please note minimum post & pkg. charge (except where indicated) is 40p. EXPORT ORDERS welcomed. Send SAE for complete price list.

Pay by Barclaycard, Trustcard, VisaCard, Access, EuroCard, MasterCard etc; Cash; Cheque; H.P.; or the New Catronics Credit Charge Card.

**CATRONICS LTD., COMMUNICATIONS HOUSE,
(Dept. 85) 20 WALLINGTON SQUARE,
WALLINGTON, SURREY, SM6 8RG.**

Tel. 01-669 6700 (9a.m. to 5.30p.m. Sat 1p.m.) Closed lunch 12.45-1.45



Wilmslow Audio

THE firm for speakers!

SEND 15P STAMP FOR THE WORLD'S BEST CATALOGUE OF SPEAKERS, DRIVE UNITS, KITS, CROSSOVERS ETC. AND DISCOUNT PRICE LIST.

AUDAX • AUDIOMASTER • BAKER • BOWERS & WILKINS • CASTLE • CELESTION • CHARTWELL COLES • DALESFORD • DECCA • EMI • EAGLE • ELAC • FANE • GAUSS • GOODMAN'S • I.M.F. • ISOPHON • JR • JORDAN WATTS • KEF • LEAK • LOWTHER MCKENZIE • MONITOR AUDIO • PEERLESS • RADFORD • RAM • RICHARD ALLAN • SEAS • SHACKMAN • STAG • TANGENT • TANNOY • VIDEOTONE • WHARFEDALE • YAMAHA

WILMSLOW AUDIO (Dept. P.W.)

SWAN WORKS, BANK SQUARE, WILMSLOW, CHESHIRE SK9 1HF

Discount Hi-Fi Etc. at 5 Swan Street

Speakers, Mail Order & Export 0625 529599 Hi-Fi 0625 526213

Conquer the chip.

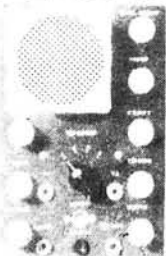
Be it career, hobby or interest, like it or not the Silicon Chip will revolutionise every human activity over the next ten years.

Knowledge of its operation and its use is vital. Knowledge you can attain, through us, in simple, easy to understand stages.

Learn the technology of the future today in your own home.



ELECTRONICS



Build your own oscilloscope.

Learn to draw and understand circuits.

Carry out over 40 experiments.

DIGITAL TECHNIQUES

From watches to sophisticated instrumentation, Digital Electronics adds scope to hobby or career.



COMPUTER TECHNOLOGY

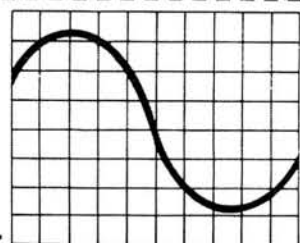
Learn to operate and programme your own home computer.



FREE BROCHURES



No previous knowledge is necessary.
— Just clip the coupon for a brochure



TUTORCOURSE ELECTRONICS

Please rush me details of your ELECTRONICS COURSE

Name _____

Address _____

Block Caps. Please

Post now, without obligation to:

British National Radio & Electronics School.

P.O.Box 156, Jersey, Channel Isles

CASIO WATCHES

LATEST MODELS

DETAILS of all latest models for 1980 will be available on request all at discount prices, many with new lithium battery lasting 3-4-5 years. Please check with us first and be sure to get the 1980s model.

CASIO POCKET/CLOCK CALCULATORS

PL8 8 digit +/- x/- memory, % with constant	£8.95
CL82 Desk calculator with clock and 4 alarms	£18.95
A02000 Calculator with clock, calendar & alarms	£23.95
A02200 As above with full month display and date calculations	P.O.A.
A01500 8 digit calculator, clock, calendar & stopwatch	P.O.A.
ML71 Calculator, musical, 11 tones, clock, calendar, stopwatch, alarms	£22.45
ML720 Calculator +/- x/- K with memory. Plays 11 musical tones	£14.45
ML860 As above in leatherette case, 1500 hr. battery life	£14.45
MQ8 Mini-card size calc/watch, stopwatch, auto/calendar	£19.45
MQ12 Card-size calc/watch/stopwatch, calendar, month display, alarm	£19.45
QL10 Calc/watch/calendar, date calculations, 3 alarms, gas lighter	£39.95
FX81 Scientific 39 functions. Latest model with memory	£12.45
FX2800 Latest scientific slim 43 functions, 8 digit	£18.95
FX3200 As above 10 digit, 1000 hr. continuous use	£20.95
FX7100 39 function scientific with clock alarms, 1/100 sec stopwatch	P.O.A.
FX68 Mini-scientific 38 function, 8 digit, 4.7 mm slim body	£18.95
FX501P Programmable 128 steps, 11 memories. R.R.P. £64.95	£52.95
FX502P Programmable 256 steps, 22 memories. R.R.P. £84.95	£72.95
FA1 Adaptor for 501-502 only with music synthesizer	£18.95
FX310 Ultra slim 8 digit scientific 50 functions	£18.85
FX510 Ultra slim 10 digit scientific 50 functions	£18.85

ALL OTHER CASIO CALCULATORS P.O.A.

SPECIAL OFFERS

LAMBDA latest model chronograph. Displays hour, minutes, seconds, month, date, day. Chronograph 1/100th sec. 1st, 2nd place times. Fully adjustable stainless steel strap, and case back with battery hatch. Slim style with night light. 1 year guarantee

£10.45

SAXON ALARM CHRONOGRAPH Seiko style. Displays hours, minutes, seconds, am-pm and day indicator. Auto month, day, date. 24 hour alarm setting. Chronograph in 1/10th sec. 1st, 2nd place times. 12 or 24 hour display. Nightlight. 1 year guarantee

£15.45

TERMS OF BUSINESS: Please note all above products price includes VAT, P&P and insurance. Please send cheque P/O made payable B. Bamber Electronics C.O.D. by phoning (0353) 860185. Callers most welcome Tues-Sat 9.30am-5.30pm. Please send 20p for all Cash details.

SPECIAL OFFERS

A.C. ADAPTOR (Battery Charger) 120V AC input, 5.8V DC at 200mA output. USA type mains plug to 3.5mm jack plug. Brand new & boxed

£1.25 Plus VAT

A.C. ADAPTOR (Battery Charger) 117V AC input, 4.5V DC at 150mA output. USA type mains plug to 2.5mm jack plug. Brand new & boxed

£1.00 Plus VAT

VARICAP TUNER HEADS, 4 button type, 22K res. with AFC switch & station indicator. Brand new

£2.00 Plus VAT

SCREWS, Pack of nuts, bolts, washers, tags, self taps etc. Mixed BA & metric. Sold by weight.

£2.00 per Kilo. Plus VAT

LOW VOLTAGE ELECTROLYTICS, Pack of mixed values & voltages. Approx. 150 items

£1.50 Plus VAT

JAYBEAM STARBEAM UHF set top aerials. Brand new & boxed

£2.00 Plus VAT

MODERN TELEPHONES Type 746 with dials, colour cream, used but new condition

£8.00 Plus VAT

ERSIN MULTICORE SOLDER 3 core solder wound on a plastic reel. 20swg. Alloy 60/40 tin lead. Available in 500gm reels

£5.70 Plus VAT

CHANNEL MASTER COLOROTOR aerial rotor Model 9502. Rotation speed 1 rpm, gear ratio 3200:1.3 conductor wire for economy, pinpoint positioning to within one degree.

Free only at £45.00 PLUS VAT

We also stock Jaybeam T.V. and Radio aerials. SAE for lists.

ISEP SLOTTED HORIZONTAL RAIL available in 9 ft lengths.

£4.00 Plus VAT

WATCH STRAPS Black stainless steel 50p each. Black plastic 25p each. Watch spring bars 10p each. Discount for Quantity.

Plus VAT

RADIOGRAM lid pumps

£1.00 each 2 for £1.50 Plus VAT

RIBBON CABLE 19 way decimal coded, 4 metres for £1.25 Plus VAT

RIBBON CABLE 10 way decimal coded, 5 metres for £1.25 Plus VAT

PYE TELECOM Yagi aerials. 4 element, very rugged construction, 71MHz (ideal for four metres). Brand new.

£10.00 Plus VAT

DISMISSED MOBILE AERIALS (dustbin lids). Available in mid-band & high band. Brand new.

£5.00 Plus VAT

BYX25-1000 & BYX25R Rectifiers, 1000V 20A mounted on finned heatsink.

Ex-Equip. £1.25 Plus VAT

BZY93C75 Diodes, 75V 20W Zener mounted on finned heatsink similar to above.

Ex-Equip. 75p Plus VAT

BUMPER 1980 CATALOGUE

A selection of items below from our 1980 catalogue, the products we stock are by Eagle, Weller, Draper, Spiralux, Knipex, Servisol, Barnard's & Babani, Newnes, Jaybeam, Vero, and others. If you send us £1.35 you will receive the catalogue plus four bi-monthly shortform catalogues to keep you up to date with prices and special offers. **Two 50p discount vouchers with this months issue.**

EAGLE MA780T Electric fully automatic 6 section retractable car aerial with built-in voltage sensor. Remote drive system makes fitting easier. Aerial length 1,000mm, below wing 220mm, lead length 9,000mm, flexible drive link 700mm.

Price £16.95 Plus VAT

EAGLE D07 Paging microphone, impedance 600 ohm or 50K ohms, sensitivity 2.25mV at 50K ohms, frequency response 300-9000Hz. Desk or wall mounted

Price £14.85 Plus VAT

EAGLE MULTIMETER EM50 50,000 opv. DC volts: 0-1200 volts, AC volts: 0-1200 volts, DC current 0-6A, Resistance 0-10 megohms.

Price £19.95 Plus VAT

DRAPER super-chrome 1/2" square drive socket sets. 38 piece, 9 AF hexagon sockets, 3 AF bi-square sockets, 11 MM hexagon sockets, 9 BA hexagon sockets, and 6 accessories.

Price £12.75 Plus VAT

SPIRALUX metric nut spinner sets, contains 8 nut spinners 4, 4.5, 5, 5.5, 6, 7, 8, 9, 10mm. Packaged in a plastic wallet with cellulose acetate handle.

Price £7.53 Plus VAT

WELLER TCP3 IRONS 24 volt series, 3 wire power units, for applications requiring earthed tip. TCP3 irons

£13.84

WELLER instant heat guns Model No. 8100D

£13.21 each Plus VAT

WELLER cordless soldering irons Model No. WC100

£25.47 Plus VAT

JAYBEAM "STEREOBEAM" VHF/FM antennas Model SMB2, folded dipole and reflector with universal clamp.

£8.00 each

Full range of Jaybeam aerials and accessories available. (See 1980 Catalogue)

ECA TV78/78 semiconductor equivalent and data books. Data covering 12,000 transistors and more than 60,000 equivalents.

£6.00 Zero VAT

ORX DE-SOLDER TOOLS model SR3A, de-soldering pump with built in safety guard.

Price £6.50 Plus VAT

TERMS OF BUSINESS: CHEQUE OR P.O. WITH ORDER. REMEMBER PLEASE ADD 15% VAT FOR ABOVE GOODS

CARRIAGE: PACKING AND CARRIAGE CHARGES FOR ORDERS UNDER £5.00 NETT INVOICE VALUE 75p.

ORDERS OVER £5.00 BUT LESS THAN £20.00 50p. ORDERS OF £20.00 CARRIAGE PAID.

B. BAMBER ELECTRONICS DEPT: P.W. 5 STATION ROAD LITTLEPORT CAMBS CB6 1QE

C. T. ELECTRONICS (ACTON) LTD.

267 & 270 ACTON LANE, LONDON W4 5DG. Telephone: 01-994 6275

Registered in England 1179820

9.30am-6.00pm MON-SAT CONTINUOUS

TRANSISTORS

AC128	30p	BFY51	24p
AC128/187	200p	BU208	200p
Matched	60p	MJ2955	95p
AC187	30p	MPSA12	26p
AC188	30p	TIP29C	42p
AD149	75p	TIP30C	48p
AD161/2	40p	TIP31C	48p
AF12	50p	TIP32C	53p
AF139	70p	TIP41C	88p
BC107	12p	TIP42C	90p
BC108	11p	ZTX300	15p
BC109	11p	ZTX500	15p
BC143	24p	2N2219	26p
BC147/8	9p	2N2222	18p
BC157/8	11p	2N2904	26p
BC182/4	11p	2N2906	21p
BC212/4	11p	2N3053	30p
BC547	11p	2N3054	65p
BC557	11p	2N3055	65p
BD131	42p	2N3702	—
BD132	44p	2N3704	—
BD139	42p	2N3772	160p
BD140	44p	2N3773	180p
BFR39	28p	2N3820	39p
BFR79	28p	2N3821	55p

DIODES

AA217	10p	5A, 100V	80p
BB205	35p	30V, 50V	225p
BY103	12p	THYRISTORS	—
BY127	14p	TIC44	40p
BY238	40p	2N5060	40p
BY182	110p	2N5061	45p
IN4001	7p	C1068	35p
IN4004	8p	C1068	60p
IN4006	8p	2N4444	120p
IN4007	9p	10A, 400V Stud	115p
IN5400	14p	*BT106	100p
IN5404	18p	TRIACS	—
IN5407	20p	6A, 400V	70p
6A-200V	25p	8A, 400V	80p
10A-200V	30p	10A, 400V Stud	90p
10A-400V	45p	LEDS	—
BRIDGES	—	0-2 Red	13p
1A, 100V	25p	0-2 Green	16p
1A, 200V	30p	0-2 Yellow	23p
1A, 600V	45p	0-125 Red	15p
21A, 100V	50p	0-125 Green	18p
4A, 100V	70p	0-125 Yellow	25p

7400	0.12	7451	0.20	74141	0.75
7401	0.12	7453	0.20	74150	1.00
7402	0.12	7454	0.20	74151	0.70
7403	0.12	7460	0.20	74153	0.70
7404	0.20	7470	0.35	74154	1.00
7405	0.18	7472	0.30	74155	0.70
7406	0.32	7473	0.30	74156	0.85
7407	0.32	7474	0.30	74157	0.70
7408	0.20	7475	0.45	74160	0.95
7409	0.20	7476	0.35	74161	0.50
7412	0.20	7480	0.60	74162	1.00
7413	0.30	7481	1.00	74163	1.00
7414	0.70	7482	0.90	74164	1.00
7415	0.30	7483	0.80	74165	1.00
7417	0.33	7484	1.10	74166	1.00
7419	0.50	7485	0.90	74167	2.50
7420	0.10	7486	0.30	74170	2.00
7421	0.20	7489	1.60	74174	0.95
7422	0.35	7490	0.35	74175	0.80
7423	0.25	7491	0.50	74176	0.80
7425	0.30	7492	0.45	74177	0.80
7426	0.30	7493	0.40	74180	0.80
7427	0.30	7494	0.90	74181	1.85
7428	0.40	7495	0.65	74182	0.95
7430	0.18	7496	0.65	74184	1.50
7432	0.25	7497	1.90	74185	1.50
7433	0.50	74100	1.40	74188	2.50
7437	0.30	74104	0.70	74190	1.00
7438	0.30	74105	1.70	74191	1.00
7440	0.18	74107	0.30	74192	1.00
7441	0.70	74108	0.55	74193	1.00
7442	0.50	74110	0.55	74194	1.00
7443	1.30	74118	0.95	74195	0.95
7445	1.00	74119	1.30	74196	0.95
7446	1.00	74121	0.28	74197	0.80
7447	0.75	74122	0.55	74198	1.60
7448	0.75	74123	0.55	74199	1.60
7449	1.00	74125	0.50	—	—
7450	0.20	74132	0.70	—	—

CMOS

4000UB	0.23	4023B	0.24	4069UB	0.26
4001UB/B	0.23	4024B	0.70	4070B	0.46
4002UB/B	0.23	4025UB/B	0.26	4071B	0.26
4005B	1.04	4026B	0.44	4072B	0.26
4007UB	0.24	4028B	0.77	4073B	0.26
4008B	0.87	4029B	1.07	4075B	0.26
4011UB/B	0.26	4032B	0.89	4076B	1.17
4012UB/B	0.26	4034B	1.71	4077B	0.26
4013B	0.43	4040B	0.97	4078B	0.26
4014B	0.83	4043B	0.88	4081B	0.26
4015B	0.83	4044B	0.84	4082B	0.26
4016B	0.48	4049UB	0.50	4093B	0.80
4017B	0.79	4050B	0.43	4510B	1.01
4018B	0.83	4051B	0.82	4511B	1.25
4020B	1.11	4053B	0.82	4512B	1.25
4021B	0.90	4066B	0.55	4516B	1.01
4022B	0.82	4068B	0.26	4528B	0.80

RESISTORS

Metal Oxide 2%			
TR4 (1W)			4p
TR5 (1W)			4p
TR6 (1W)			8p
TR8 (2W)			12p
Discount on 100's/1000's			
PT10/15 horiz/vert presets			10p
PT10 cermet			15p
Plessey MPD moulded track presets			15p
Bourns trim pots, all values			50p
Midget pots log/in			30p
Double gang pots			65p
Switched pots			95p
Double gang switched			
1W wirewound pots	40p	1Ω to 100K	
3W wirewound pots	60p		
5W wirewound pots	80p		

LINEARS

CA3020	200p	TBA810	110p
CA3130	95p	TBA820	90p
CA3140	45p	*741	18p
LM301	30p	*725	200p
LM308	60p	*555	25p
LM324	53p	*747	86p
LM380	100p		
LM3900	70p	REGS	
MC1303	120p	7805	85p
MC1310	140p	7905	95p
MC1456	140p	7812	85p
MC1458	40p	7812	95p
SN76013N	140p	LM309	150p
SN76110	100p	LM326	150p
SN76660	60p	LM723	40p
SN76131	100p		
TAA550	200p	ZENERS	
TAA621	40p	400mW	
TAA700	275p	(BZV88 etc)	10p
TBA800	100p	1-3W (BZK61)	16p
		1QW.Studs	50p


BEWARE! RADIO ACTIVITY



The new MK III FM tuner
sitting under the Dorchester
multiband AM/FM tuner

Revisions to the Mark III
include a centre zero
tuning indicator meter
and silent
preset
switching

New 944378-2, the last
word in stereo decoders
with the KB4437/4438.



Choosing the products to advertise each month can be quite a task at AMBIT, since we tend to introduce at least one new line per week. So it is nearly impossible to say all we would like in this space - other than to bring you as far up to date as possible with current events. The major medium for finding out about what we have to offer is our unique catalogue system, and we ask that you invest in a copy of parts 1, 2 & 3 since many questions we are asked can be readily answered by reference to these.

Each part costs 60p, or £1.60 for all three current editions.

We are also launching a new and greatly elongated version of our PRICE LIST, which now includes a large number of quantity listings, and many items not previously listed. The new style price list is a quick reference short form to our general catalogues - available FOC with a large (A4) SAE please.

As a result of the soaring price of oil - and the subsequent huge increases in the cost of wax for Mr Tom Jackson's famous moustache, the Post Office have increased their charges (Feb. 4th). Accordingly, our standard cover charge has been increased to 35p per order (CWO).

COMPONENTS

DIGITAL FREQUENCY READOUTS / SYNTHESISER SYSTEMS

Ambit has the biggest range of digital frequency readout systems for various applications in Broadcast and Communications. Prices range from £18.50 for a complete AM/FM broadcast frequency display (kit of DFM2). Most are detailed in the latest catalogue.

TUNING SYNTHESIZERS are also heavily featured, and we offer our first complete system covering MW/LW/ SW2 and FM based on Hitachi parts. The unit is retrofittable to voltage tuned radio systems - and will shortly be incorporated in a complete tuner project. Cost for the synthesiser will be circa £40. A versatile communications system based on the new Mullard 2 IC system is nearing completion, together with 16 station CMOS memory and optical shaft encoder system with fast tune facility. Synthesiser circa £70, memory £50.

Latest semiconductor news:

CMOS, TTL and LPSN TTL are in stock (ask for our OSTS price leaflet). Some of the very popular types are still "difficult" but we have things like 4011s, 4017s at the time of writing.

RADIO ICs - interesting developments here, we now have the Hitachi HA11225 and the HA12412 ultra high specification members of the CA3089E family. The PLESSEY SL1600 range now includes the SL6600 high performance PLL NB/FM IF and detector.

CA3089E	2.11	HA1197	1.61	SD6000	4.31	SL1610	1.84	SL1626	2.80
CA3189E	2.53	CA3123E	1.61	TDA4420	2.59	SL1611	1.84	SL1630	1.86
HA1137W	1.95	TDA1072	3.09	MC1330P	1.38	SL1612	1.84	SL1640	2.17
HA11225	2.47	TBA651	2.53	MC1350P	1.38	SL1613	2.17	SL1641	2.17
HA12412	2.81	TDA1090	3.51	KB4412	2.24	SL1620	2.50	SL6600	4.31
KB4420	1.95	TDA1220	1.61	KB4413	2.24	SL1623	2.80	SL6640	3.16
TBA120S	1.15	TDA1083	2.24	KB4417	2.53	SL1624	3.77	SL6690	3.68
KB4406	0.80	TDA1062	2.24	MC3357P	3.16	SL1625	2.50	MC1496	1.44

TRANSISTORS : New lower prices, wider range, large stocks. Also the world's lowest noise audio devices (2SC2546E and 2SA1084E) first from AMBIT of course. Power MOSFETs & all sorts of other devices. Our 3SK51 MOSFET replaces the 408XX and 40673 families.

BC237-8-9	0.092	2SC1775	0.207	2SA1084E	0.368	BF256	0.437	BFY90	1.03
BC307-8-9	0.092	2SA872A	0.207	2SC2547E	0.391	2SK55	0.368	BF224	0.253
BC413-5	0.115	2SD666A	0.345	2SA1085E	0.391	2SK168	0.402	BF274	0.207
BC414-6	0.126	2SB646A	0.345	2SK133	6.32	3SK51	0.62	BFT95	1.138
BC546-556	0.138	2SD760	0.52	2SJ48	6.32	3SK60	0.667	VN66AF	1.092
BC550-560	0.138	2SB720	0.52	2SK135	7.29	BF960	1.426	2N4427	0.977
BC639-640	0.265	2SC2546E	0.368	2SJ50	7.29	3SK48	1.426	J176	0.747

RADIO CONTROL: A special section for all RC fans. New and exciting stuff: KB4445/KB4446 : complete 4 channel RX/TX dig. prop IC pair RF&control in one 4.75p MSL9362/MSL9363 : logic section of a four channel dig. prop link, with switch opt. 3.75p NE5044 : Signetics versatile 7 channel encoder, suitable for mixing etc. £2.14 ea NE544 Signetics famous servo driver IC £2.07 MC3357P as used in RCME design £3.16 ea AMBIT RCRX4 - RCME FM system compatible, complete RX kit with box/connector and AMBIT design screened front end with 27MHz ceramic filter £16.10 (kit) XTALS: FM pairs £3.74 (no splits) TX is fund. 1/2 op frequency, RX 3rd OT-455kHz AM pairs £3.57 (no splits). Both 3rd OT types, again RX IF at 455kHz

CATALOGUES 60p ea., all three for £1.60
PRICES SHOWN HERE INCLUDE VAT
POST/PACKAGE CHARGE NOW 35p

MODULE NEWS


We are at last able to quote for quantities of our modules, following a program of standardization and revision to speed manufacture and test. The following types are the results of the standardization program:

UM1181	5 varicap MOSFET input VHF band 2 tunerhead	£12.00 inc
911225 A	High Performance FM IF system, with switched BW	£23.95 inc
911225 B	Single BW filters, single tuned detector	£14.95 inc
91072 A	DC tuned and single pole switched MW LW tuner	£14.43 inc
91072 B	As type 'A' but with either SW1 or SW2 band	£15.90 inc
92242 A	Combined LW/MW tuner, with FM IF detector section	£29.00 inc
92242 B	As 92242A but with 5-10MHz SW section	£34.00 inc

All are supplied housed in screened metal cases 97x56x24mm, with all connections along a single edge, suitable for verticle or horizontal mounting.

Previously advertised units are still available - although there may have been some price changes in the latest edition of the Price List (Date Feb 80). A separate leaflet covering the new range of modules is available from April 80, with an A4 SAE please.

NEW LINE : ALPS switches and rotary potentiometers. With a general catalogue that's over 3 inches thick, we cannot begin to offer a comprehensive list of what we can offer - but we are already stocking the keyboard switches, keyswitches, pushbutton switches etc. In particular, the pushbutton switches really put all others in the shade (shadow?) when it comes to quality and price. A special new shortform is being prepared (and may be ready when you read this). All the potentiometers and switches you could ever need from a single source. Keypad switches cost as little as 15p ea (1 off), with a range of two part caps for easy legending. You must see the shortform catalogue (30p) and our new pricelist for full details of this huge range of components



AMBIT SHOP NOW OPEN

We are gradually getting our caller sales area sorted out, with displays of the products on offer and a browsers corner to sit and study data/catalogues. Call in next time you are in the area - parking outside the door.

COMPUTER CAPABILITIES

Ambit has been keeping a low profile on the subject of the MPU and its applications. Interestingly enough, the first project we offer with MPU content does rather more in the way of processing than simply playing a daft game, or looking like an enormous calculator. Our MPU facility and expertise is now for hire on a fully commercial basis. Z80, 6800, 6809, 2650 etc.

NEW LINE : DC/DC-AC converters for fluorescent displays. TOKO CPS series 12V in., -20 and 3V AC out at 65mA. Thick film design £2.34 ea Qty. prices OA



GENERAL INFORMATION

Ambit stocks the following ranges of components for ex-stock volume delivery: SIGNAL COILS, CERAMIC, MECHANICAL AND CRYSTAL FILTERS, RADIO ICs for AM/FM/SSB, TOROID CORES FOR RADIO AND EMI FILTER CIRCUITS, INDICATING AND PANEL METERS, AUDIO ICs, RF TRANSISTORS, FETS, MOSFETS, DIODES (PIN, VARICAP, SCHOTTKY), PASSIVE DBMs (like MD108 etc), IC SOCKETS, LEDs, TRIMMER CAPS, SWITCHES, KEYBOARD SWITCHES, TUNERHEADS, IF AMPS, AM RADIO MODULES, etc etc

NEW LINE : DVM176 - the definitive ICM7106 LCD DVM module, 3 1/2 digit £22.37 ea.

CM161: LCD 12/24hr alarm clock/day/date/backlight (eq. RS308-499) 7mm digits £11.44 each
CM174: LCD 12hr alarm clock/stopwatch/backlight with 30mm height digits £14.32 each

ambit
INTERNATIONAL

CWO PLEASE Commercial MA terms on application
Goods are offered subject to availability, prices subject to change - so please phone and check if in doubt.


200 North Service Road, Brentwood, Essex

TELEPHONE (STD 0277) 230909 TELEX 995194 AMBIT G POSTCODE CM14 4SG


Simply ahead . .

I.L.P.'s PROVEN RANGE OF HIGH

Chosen in more countries throughout the world than any other U.K. make



- FIVE POWER AMPLIFIERS EACH ENCAPSULATED WITHIN LARGE HEATSINK.
- PRE-AMP/ACTIVE TONE CONTROL MODULE COMPATIBLE WITH ALL I.L.P. AMPS AND POWER SUPPLIES.
- SEVEN MATCHING POWER SUPPLY UNITS (FOUR WITH TOROIDAL TRANSFORMERS).
- EASY ASSEMBLY DESIGNS WITH WELL PRESENTED INSTRUCTIONS.



I.L.P. constructional modules are different. Whereas most others come with components neatly arranged on open P.C.Bs with little else, I.L.P. modules are encapsulated within totally adequate heatsinks and need no extra components to complete them. As a result, I.L.P. power amplifiers, pre-amp and matching power supply units are infinitely more rugged, impervious to working in extremes of temperature and can be easily positioned to requirement. No additional metal work is needed to take away heat, connections are minimal and utterly simple. Circuitry, workmanship and performance are of the highest standards, equal to the demands of loudspeakers, pick-ups, tuners, digital signals etc. even more exacting than those of today, making amplifier systems less than the best completely inadequate. Now study the tested and guaranteed specs. for I.L.P. That is why more people in more countries prefer these British designed and made modules.

Why toroidal?

Toroidally wound transformers are more compact than their conventionally laminated equivalents, being only half as high and heavy. Their circular profile ensures greater operating efficiency and as such are particularly valuable in heavy duty applications. We have our own production section for winding and making toroidal transformers enabling us to offer this much sought-after type at competitive prices. Four of the larger models in our range of power supply units are now supplied with this type.

**PRODUCTS OF THE WORLD'S FOREMOST SPECIALISTS
IN ELECTRONIC MODULAR DESIGN**

AVAILABLE ALSO FROM WATFORD ELECTRONICS, MARSHALLS AND CERTAIN OTHER SELECTED STOCKISTS

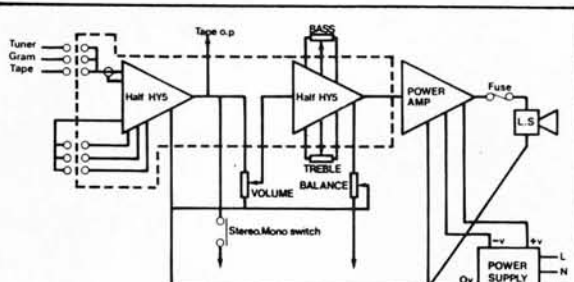
and staying there

PERFORMANCE MODULAR UNITS

HY5 PRE-AMPLIFIER



With easy to use connector.

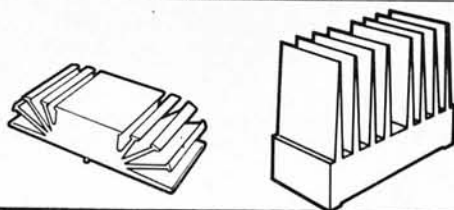
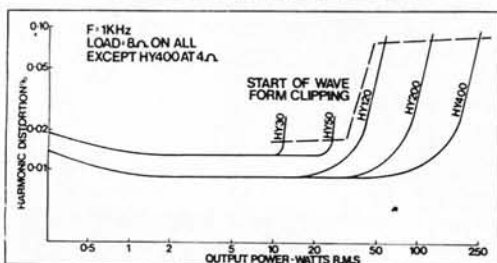


VALUES OF COMPONENTS FOR CONNECTING TO HY5
Volume — 10K Ω log.
Bass/Treble — 100K Ω linear. Balance — 5K Ω linear.

The HY5 pre-amp is compatible with all I.L.P. amplifiers and P.S.U.'s. It is contained within a single pack 50 x 40 x 15 mm, and provides multi-function equalisation for Magnetic/Ceramic/Tuner/Mic and Aux (Tape) inputs, all with high overload margins. Active tone control circuits; 500 mV out. Distortion at 1KHz—0.01%. Special strips are provided for connecting external pots and switching systems as required. Two HY5's connect easily in stereo. With easy to follow instructions.

£4.64 + 74p VAT


THE POWER AMPLIFIERS



Model	Output Power R.M.S.	Distortion Typical at 1KHz	Minimum Signal/Noise Ratio	Power Supply Voltage	Size in mm	Weight in gms	Price + V.A.T.
HY30	15 W into 8 Ω	0.02%	80dB	-20 -0 +20	105x50x25	155	£6.34 + 95p
HY50	30 W into 8 Ω	0.02%	90dB	-25 -0 +25	105x50x25	155	£7.24 + £1.09
HY120	60 W into 8 Ω	0.01%	100dB	-35 -0 +35	114x50x85	575	£15.20 + £2.28
HY200	120 W into 8 Ω	0.01%	100dB	-45 -0 +45	114x50x85	575	£18.44 + £2.77
HY400	240 W into 4 Ω	0.01%	100dB	-45 -0 +45	114x100x85	1.15Kg	£27.68 + £4.15

Load impedance — all models 4 - 16 Ω
Input sensitivity — all models 500 mV
Input impedance — all models 100K Ω
Frequency response — all models 10Hz-45KHz—3dB

THE POWER SUPPLY UNITS (Laminated and Toroidal)



I.L.P. Power Supply Units are designed specifically for use with our power amplifiers and are in two basic forms — one with circuit panel mounted on conventionally styled transformer, the other with toroidal transformer, having half the weight and height of conventional laminated types.

PSU 30	±15V at 100ma to drive up to five HY5 pre-amps	£4.50 + £0.68 VAT
PSU 36	for 1 or 2 HY30's	£8.10 + £1.22 VAT
PSU 50	for 1 or 2 HY50's	£8.10 + £1.22 VAT
PSU 60	(Toroidal) for one HY120	£9.75 + £1.46 VAT
PSU 70	with toroidal transformer for 1 or 2 HY120's	£13.61 + £2.04 VAT
PSU 90	with toroidal transformer for 1 HY200	£13.61 + £2.04 VAT
PSU 180	with toroidal transformer for 1 HY400 or 2 x HY200	£23.02 + £3.45 VAT

NO QUIBBLE
5 YEAR GUARANTEE
7-DAY DESPATCH ON ALL ORDERS

INTEGRAL
HEATSINKS
BRITISH DESIGN AND
MANUFACTURE
FREEPOST SERVICE
—see below

★ ALL U.K. ORDERS DESPATCHED POST PAID
HOW TO ORDER, USING FREEPOST SYSTEM
Simply fill in order coupon with payment or credit card instructions. Post to address as below but do not stamp envelope — we pay postage on all letters sent to us by readers of this journal.



ELECTRONICS LTD.

FREEPOST 1 Graham Bell House, Roper Close,
Canterbury, Kent CT2 7EP.
Telephone (0227) 54778 Telex 965780

Please supply

. Total purchase price £.

I enclose Cheque ☐ Postal Orders ☐ International Money Order ☐

Please debit my Account/Barclaycard Account No.

NAME

ADDRESS

Signature

The NEW Marshall's 79/80 catalogue is just full of components

and that's not all . . .

... our new catalogue is bigger and better than ever. Within its 60 pages are details and prices of the complete range of components and accessories available from Marshall's.

These include Audio Amps, Connectors, Boxes, Cases, Bridge Rectifiers, Cables, Capacitors, Crystals, Diacs, Diodes, Displays, Heatsinks, I.Cs, Knobs, LEDs, Multimeters, Plugs, Sockets, Pots, Publications, Relays, Resistors, Soldering Equipment, Thyristors, Transistors, Transformers, Voltage Regulators, etc., etc.

Plus details of the NEW Marshall's 'budget' Credit Card. We are the first UK component retailer to offer our customers our own credit card facility.

Plus — Twin postage paid order forms to facilitate speedy ordering.

Plus — Many new products and data.

Plus 100s of prices cut on our popular lines including I.Cs, Transistors, Resistors and many more.

If you need components you need the new Marshall's Catalogue.

Available by post 65p post paid from **Marshall's, Kingsgate House, Kingsgate Place, London NW6 4TA**. Also available from any branch to callers 50p.



Retail Sales: London: 40 Cricklewood Broadway, NW2 3ET. Tel: 01-452 0161/2. Also 325 Edgware Road, W2. Tel: 01-723 4242. Glasgow: 85 West Regent Street, G2 2QD. Tel: 041-332 4133. And Bristol: 108A Stokes Croft, Bristol. Tel: 0272 426801/2.

FANE

STILL TOP VALUE and

LIFETIME GUARANTEE

INTRODUCING THE 'CLASSIC 55' 12" 55 WATT MULTI-PURPOSE BASS — LEAD GUITAR — P.A. — DISCO

*A HIGH PERFORMANCE
SPEAKER AT A
REMARKABLY
LOW PRICE*

FULL CLASSIC RANGE

Classic	45 12"	45 Watts
Classic	55 12"	55 Watts
Classic	80 12"	80 Watts
Classic	85 15"	85 Watts
Classic	150 15"	150 Watts
Classic	125 18"	125 Watts
Classic	175 18"	175 Watts

Impedances 8 ohms or 15 ohms as required.



£19.94

Rec. Retail Price (inc. V.A.T.)

LOOK AT THESE TYPICAL
PERFORMANCE FIGURES
and it's a BUDGET SPEAKER
Total distortion at
rated output 3%
Sensitivity 98d.b.
Frequency range 50-5000Hz

Also Available
HIGH FREQUENCY HORN UNITS
SPECIALIST RANGE SPEAKERS
CRESCENDO 'E' SERIES SPEAKERS

Available from YOUR LOCAL DEALER or
if in difficulty post free direct from

BRITAIN'S LARGEST PRODUCERS OF HIGH POWER CHASSIS SPEAKERS

FANE ACOUSTICS LTD, HICK LANE, BATLEY, YORKS.
Telephone: (0924) 476431 Telex: 556498 FANE G

MITRAD

(MIDLAND TRADING COMPANY)

ZETRON

BRITAINS FINEST SELLING RANGE

ZETRON

GENTS 4 BUTTON CHRONO

A NEW STYLE chronograph with the added advantage of 4 buttons plus date flag. Hours, mins, secs, weekday, am/pm indication on constant display.

Date flag indication with month and date.

1/100th sec chrono, with a 12 hour capacity.

Split and lap mode facilities.

Back-light. Adjustable stainless steel strap.

Special **£8.95**



GENTS FRONT BUTTON CHRONO ALARM

LATEST 1980 STYLE. Super slim and attractive. Basic working modes of (i) Chronograph (ii) 24 hr. alarm (iii) Dual time zone, hours, minutes, seconds.

Weekday indication, with am/pm T2 and A1 flags month and date indication.

Running horse style chrono to 1/10 sec.

60 sec activation time on the alarm system. 6 digits 5 flags.

Backlight, adjustable stainless steel strap.

£15.50

Also available in black resined case and strap.

Only **£12.50**



GENTS MELODY ALARM CHRONO

BRAND NEW melody alarm chrono which we believe will be the watch of 1980.

Hours, mins, secs, weekday, am/pm and mode square flag indication.

Chrono to 1/10th sec, with split and lap mode facilities.

Dual timing facilities.

The alarm system is unique in the fact that it plays the tune "Yellow Rose of Texas", for 20 seconds.

The tune can be activated at any instance by the press of a button.

Backlight, infinite adjustable built in stainless steel strap.

Only **£17.75**



GENTS FRONT BUTTON ALARM

LATEST 1980 STYLE. Constant display of hours, mins, secs, am/pm, weekday and alarm indication.

Two further display modes are available.

7 digits, 12 function. Programmed to the year 2009, 24 hour alarm operating for 30 seconds.

Backlight and a closely woven adjustable stainless steel strap finish the watch off with a really superb look.

Only 8mm thick.

£13.25



GENTS MEMORY CALENDAR ALARM CHRONO

LATEST TECHNOLOGY. Hours, mins, secs, weekday and snooze alarm indication.

Two further optional display modes are available.

The calendar and month can be increased or decreased to give the appropriate month of the year.

1/100th sec chronograph, with split and lap mode facilities. 12 hour capacity.

24 hour alarm with a 10 minute snooze. Backlight, adjustable stainless steel strap.

Outstanding value **£19.95**



LADIES COCKTAIL

ELEGANCE AND STYLE for the lady with a discerning taste.

In gold or silver finish with matching adjustable bracelet.

Constant display of hours and mins, with month, date, secs.

Auto calendar, backlight.

£10.50



LADIES SUGAR COATED

ANOTHER SUPERB LADIES WATCH, with that extremely popular sugar frosted finish. (Gold or silver).

Links can easily be removed from the strap and the clasp has a spring mechanism built in to give a comfortable fitting.

Constant display of hours and mins, with month, date, secs, auto-calendar, backlight.

£10.50



GENTS CHRONOGRAPH

PROBABLY THE BEST looking chrono on the market.

Constant display of hours, mins, secs, with am/pm indication.

Also month, date and weekday indication.

1/100th and 1/10th sec with split and lap mode facilities, backlight, closely woven adjustable stainless steel strap.

Special **£8.95**



GENTS MELODY CHIME ALARM CHRONO

LATEST TECHNOLOGY. Hours, mins, secs, date, weekday, month, with mode and chime indication.

A musical alarm is built in and can be set to any time within 24 hours, playing the tune "Oh Suzanna".

Two further alarm systems: (i) 24 hour alarm (ii) Count down alarm (1 sec accuracy).

The watch can be set to chime on every full hour. 1/100th sec chrono, can be switched off, mineral glass.

Backlight and infinite adjustable stainless steel strap.

Very special **£19.95**



ZETRON

WHERE RELIABILITY, STYLE AND ELEGANCE REALLY COUNT

ZETRON

WE ARE ABLE YET AGAIN to offer you the above watches, plus the complete ZETRON range. All at unrivalled prices. Just look at the following points.

- (i) 48 hour despatch guaranteed on both retail and trade orders.
- (ii) Full instructions and 12 month manufacturers guarantee.
- (iii) Our own free back up service.
- (iv) 10 day full money refund if not completely satisfied.
- (v) Free felt presentation case with each watch.

ZETRON

PHONE OR WRITE for free full comprehensive catalogue on the complete range of watches we offer. Large discounts available for bulk buyers. Trade lists on application. Agents wanted everywhere. P/P per item 85p which includes insurance.

Cheques or PO's made payable to MITRAD and sent to (Dept), 58 Windmill Ave, Kettering, Northants, NN16 8PA.

(0536) 522024.

TRANSISTORS

Type	Price	Type	Price	Type	Price	Type	Price
AC126	£0.21	BC148	£0.08	BC549	£0.12	BU105	£1.84
AC127	£0.21	BC149	£0.08	BC550	£0.16	BU105/02	£2.24
AC128	£0.18	BC157	£0.08	BC556	£0.16	BU204	£1.61
AC129	£0.18	BC158	£0.12	BC557	£0.15	BU205	£1.21
AC132	£0.23	BC159	£0.12	BC558	£0.14	BU208/02	£2.58
AC134	£0.23	BC167	£0.14	BC559	£0.16	MJE2955	£1.04
AC137	£0.23	BC168	£0.14	BD115	£0.58	MJE3055	£0.69
AC141	£0.25	BC169	£0.10	BD116	£0.92	MJE3440	£0.69
AC142	£0.35	BC169C	£0.12	BD121	£0.75	MPF102	£0.40
AC148	£0.23	BC170	£0.10	BD124	£0.81	MPF104	£0.40
AC176	£0.21	BC171	£0.10	BD131	£0.40	MPF105	£0.40
AC176K	£0.30	BC172	£0.10	BD132	£0.40	MPF106	£0.40
AC178	£0.29	BC173	£0.10	BD133	£0.46	MPSA05	£0.23
AC179	£0.29	BC177	£0.18	BD135	£0.44	MPSA56	£0.23
AC180	£0.23	BC178	£0.18	BD136	£0.40	OC22	£1.73
AC180K	£0.32	BC179	£0.18	BD137	£0.40	OC23	£1.73
AC181	£0.23	BC180	£0.29	BD138	£0.41	OC24	£1.55
AC181K	£0.32	BC181	£0.10	BD139	£0.41	OC25	£1.15
AC187	£0.21	BC182L	£0.10	BD140	£0.40	OC26	£1.15
AC187K	£0.32	BC183	£0.10	BD155	£0.92	OC27	£0.92
AC188	£0.21	BC183L	£0.10	BD156	£0.69	OC28	£0.92
AD140	£0.69	BC207	£0.13	BD177	£0.78	OC29	£0.92
AD142	£0.98	BC208	£0.13	BD178	£0.78	OC35	£1.03
AD143	£0.86	BC209	£0.14	BD179	£0.86	OC36	£1.03
AD149	£0.69	BC212	£0.10	BD203	£0.92	OC70	£0.27
AD151	£0.15	BC215L	£0.23	BD204	£0.92	OC71	£0.17
AD162	£0.40	BC213	£0.10	BDY20	£0.92	OC72	£0.17
AD161/162MP	£0.81	BC214	£0.10	BF457	£0.43	OC73	£0.44
AF124	£0.35	BC214L	£0.10	BF458	£0.43	OC74	£0.44
AF125	£0.35	BC227	£0.18	BF459	£0.44	OC75	£0.44
AF126	£0.35	BC238	£0.18	BF594	£0.35	OC76	£0.44
AF127	£0.37	BC251	£0.17	BF596	£0.32	OC77	£0.44
AF139	£0.40	BC251A	£0.18	BF598	£0.28	OC78	£0.44
AF186	£0.58	BC301	£0.32	BF599	£0.29	OC79	£0.44
AF239	£0.47	BC302	£0.33	BF599	£0.32	OC80	£0.44
AL102	£1.38	BC303	£0.32	BF599	£0.32	OC81	£0.44
AL103	£1.38	BC304	£0.32	BF599	£0.32	OC82	£0.44
AL104	£1.61	BC327	£0.18	BF599	£0.32	OC83	£0.44
AL110	£1.61	BC328	£0.17	BF599	£0.32	OC84	£0.44
AL113	£1.61	BC337	£0.17	BF599	£0.32	OC85	£0.44
BC107A	£0.09	BC338	£0.17	BF599	£0.32	OC86	£0.44
BC107B	£0.10	BC440	£0.35	BF599	£0.32	OC87	£0.44
BC107C	£0.12	BC441	£0.35	BF599	£0.32	OC88	£0.44
BC108A	£0.09	BC460	£0.44	BF599	£0.32	OC89	£0.44
BC108B	£0.11	BC461	£0.44	BF599	£0.32	OC90	£0.44
BC108C	£0.12	BC477	£0.23	BF599	£0.32	OC91	£0.44
BC109A	£0.09	BC478	£0.23	BF599	£0.32	OC92	£0.44
BC109B	£0.10	BC479	£0.23	BF599	£0.32	OC93	£0.44
BC109C	£0.12	BC547	£0.12	BF599	£0.32	OC94	£0.44
BC147	£0.08	BC548	£0.12	BF599	£0.32	OC95	£0.44

74 SERIES TTL

Type	Price	Type	Price	Type	Price	Type	Price
7400	£0.10	7427	£0.28	7472	£0.23	74105	£0.43
7401	£0.13	7428	£0.30	7473	£0.23	74107	£0.78
7402	£0.13	7430	£0.13	7474	£0.28	74110	£0.78
7403	£0.13	7432	£0.25	7475	£0.33	74111	£0.67
7404	£0.13	7433	£0.44	7476	£0.29	74118	£0.92
7405	£0.13	7437	£0.24	7480	£0.51	74119	£1.36
7406	£0.25	7438	£0.24	7481	£0.98	74121	£0.67
7407	£0.25	7440	£0.14	7482	£0.78	74122	£0.66
7408	£0.15	7441	£0.58	7483	£0.67	74123	£0.46
7409	£0.15	7442	£0.58	7484	£0.67	74124	£0.73
7410	£0.13	7443	£0.81	7485	£0.78	74141	£0.63
7411	£0.20	7444	£0.81	7486	£0.25	74145	£0.63
7412	£0.17	7445	£0.75	7489	£1.96	74150	£0.78
7413	£0.28	7446	£0.69	7490	£0.37	74151	£0.55
7414	£0.58	7447	£0.55	7491	£0.74	74152	£0.59
7416	£0.26	7448	£0.55	7492	£0.40	74154	£0.94
7417	£0.26	7450	£0.13	7493	£0.35	74155	£0.58
7420	£0.13	7451	£0.13	7494	£0.86	74156	£0.58
7421	£0.23	7453	£0.13	7495	£0.58	74157	£0.58
7422	£0.18	7454	£0.13	7496	£0.58	74160	£0.67
7423	£0.26	7460	£0.12	74100	£0.98	74161	£0.71
7426	£0.22	7470	£0.29	74104	£0.65	74162	£0.71
7426	£0.26						

CMOS ICs

Type	Price	Type	Price	Type	Price	Type	Price
CD4000	£0.15	CD4015	£0.94	CD4026	£1.38	CD4043	£1.01
CD4001	£0.23	CD4016	£0.49	CD4027	£0.58	CD4044	£0.94
CD4002	£0.18	CD4017	£0.94	CD4028	£0.78	CD4045	£1.61
CD4006	£1.06	CD4018	£0.98	CD4029	£0.98	CD4046	£1.50
CD4007	£0.26	CD4019	£0.48	CD4030	£0.55	CD4047	£1.00
CD4008	£1.06	CD4020	£1.04	CD4031	£2.30	CD4048	£0.52
CD4009	£0.32	CD4021	£0.94	CD4032	£1.38	CD4049	£0.52
CD4010	£0.55	CD4022	£0.94	CD4033	£1.09	CD4050	£0.52
CD4011	£0.23	CD4023	£0.22	CD4034	£0.40	CD4051	£1.15
CD4012	£0.22	CD4024	£0.75	CD4035	£1.01	CD4052	£1.15
CD4013	£0.48	CD4025	£0.22	CD4036	£0.87	CD4053	£1.15

LINEAR

Type	Price	Type	Price	Type	Price	Type	Price
CA3011	£1.13	CA3130	£1.07	MC1496	£1.04	TL7211	£0.37
CA3014	£1.55	CA3140	£0.81	NE538	£0.08	TL723C	£0.52
CA3018	£0.75	CA305E	£0.95	NE550	£1.09	TL723D	£0.52
CA3020	£1.16	LM301	£0.33	NE555	£0.23	TL741C	£0.28
CA3028	£0.92	LM304	£1.84	NE556	£0.69	TL741P	£0.27
CA3035	£1.61	LM308	£1.15	NE556S	£0.69	TL742	£0.27
CA3038	£1.15	LM309	£1.73	NE557	£1.73	TL7447C	£0.89
CA3042	£1.73	LM350	£0.98	NE558	£1.96	TL747	£0.69
CA3043	£2.12	LM381	£1.67	UA702C	£0.73	TL748	£0.40
CA3046	£0.80	LM3900	£1.67	TL7202	£0.73	TL748A	£0.40
CA3052	£1.84	MC1303L	£0.98	TL7203	£0.29	TL748B	£0.40
CA3054	£2.13	MC1304	£2.19	TL7209	£0.29	TL748C	£0.40
CA3075	£1.81	MC1310	£1.09	TL7209	£0.29	TL748D	£0.40
CA3081	£1.72	MC1312	£1.18	TL7209	£0.29	TL748E	£0.40
CA3089	£2.30	MC1350	£1.38	TL7210C	£0.46	TL748F	£0.40
CA3090	£4.14	MC1352	£1.81	TL7210	£0.35	TL748G	£0.40
CA3123	£1.27	MC1469	£3.39	TL7411C	£0.37	TL748H	£0.40

THYRISTORS

Volts No.	Price	Volts No.	Price	Volts No.	Price	Volts No.	Price
10 THY600ma/10v	£0.17	50 THY7A/50	£0.55	50 THY10A/50	£0.55	50 THY10A/50	£0.55
20 THY600ma/20v	£0.18	100 THY7A/100	£0.58	100 THY10A/100	£0.58	100 THY10A/100	£0.58
30 THY600ma/30v	£0.23	200 THY7A/200	£0.65	200 THY10A/200	£0.65	200 THY10A/200	£0.65
50 THY600ma/50v	£0.26	400 THY7A/400	£0.71	400 THY10A/400	£0.71	400 THY10A/400	£0.71
100 THY600ma/100v	£0.29	600 THY7A/600	£0.89	600 THY10A/600	£0.89	600 THY10A/600	£0.89
200 THY600ma/200v	£0.44	800 THY7A/800	£1.05	800 THY10A/800	£1.13	800 THY10A/800	£1.13
400 THY600ma/400v	£0.51						
50 THY3A/50	£0.29	50 THY10A/50	£0.55	100 THY10A/100	£0.58	100 THY10A/100	£0.58
100 THY3A/100	£0.34	200 THY10A/200	£0.65	200 THY10A/200	£0.65	200 THY10A/200	£0.65
200 THY3A/200	£0.36	400 THY10A/400	£0.71	400 THY10A/400	£0.71	400 THY10A/400	£0.71
400 THY3A/400	£0.43	600 THY10A/600	£0.89	600 THY10A/600	£0.89	600 THY10A/600	£0.89
600 THY3A/600	£0.51	800 THY10A/800	£1.13	800 THY10A/800	£1.13	800 THY10A/800	£1.13
800 THY3A/800	£0.56						
50 THY5A/50	£0.41	50 THY30A/50v	£1.36	50 THY30A/50v	£1.36	50 THY30A/50v	£1.36
100 THY5A/100	£0.51	100 THY30A/100v	£1.64	100 THY30A/100v	£1.64	100 THY30A/100v	£1.64
200 THY5A/200	£0.57	200 THY30A/200v	£2.06	200 THY30A/200v	£2.06	200 THY30A/200v	£2.06
400 THY5A/400	£0.65	400 THY30A/400v	£2.06	400 THY30A/400v	£2.06	400 THY30A/400v	£2.06
600 THY5A/600	£0.69	600 THY30A/600v	£2.06	600 THY30A/600v	£2.06	600 THY30A/600v	£2.06
800 THY5A/800	£0.75	800 THY30A/800v	£2.06	800 THY30A/800v	£2.06	800 THY30A/800v	£2.06
BT101/500R	£0.92	BT102/500R	£0.92	BT106	£1.44	BT107	£1.07
BT107	£1.08	BT108	£1.13	BT109	£0.81	BT110	£0.81
BT130/50L	£0.38	BT130/400L	£0.54	BT116	£1.73	BT116	£1.73

SILICON RECTIFIERS

IS021 200V	£0.12	IS30/600 600V	£2.02
IS023 400V	£0.14	IS30/800 800V	£2.23
IS025 600V	£0.16	IS30/1000 1000V	£2.65
IS027 800V	£0.18	IS30/1200 1200V	£3.31
IS029 1000V	£0.23		
IS031 1200V	£0.28		
		60 Amp	
3 Amp		IS70/50 50V	£0.86
IS040 50V	£0.16	IS70/100 100V	£0.96
IS0401 100V	£0.17	IS70/200 200V	£1.38
IS0402 200V	£0.18	IS70/400 400V	£2.01
IS0404 400V	£0.19	IS70/600 600V	£2.58
IS0406 600V	£0.24	IS70/800 800V	£2.87
		IS70/1000 1000V	£3.45

SEND YOUR ORDERS TO DEPT PW5, PO BOX 6, WARE, HERTS. VISIT OUR SHOP AT: 3 BALDOCK ST, WARE, HERTS. Tel: 0920 3182, Telex: 817861

FUSE HOLDERS AND FUSES

Description	No.	Price
20mm x 5mm chassis mounting	506	£0.18
1 1/2 in. x 1/2 in. chassis mounting	507	£0.14
1 1/2 in. car inline type	508	£0.18
Panel mounting 20mm	509	£0.23
Panel mounting 1 1/2 in.	510	£0.37
QUICK-BLOW 20mm		
Type No. Type No. Type No.		
150mA 611 7p 1A 615 6p 3A 619		6p
250mA 612 6p 1.5A 616 7p 4A 620		10p
500mA 613 2A 617 6p 5A 621		6p
800mA 614 2.5A 618 7p		
ANTI-SURGE 20mm		
Type No. Type No. Type No.		
100mA 622 1A 625 2.5A 628		
250mA 623 2A 626 3.15A 629		
500mA 624 1.6A 627 5A 630		
QUICK-BLOW 1 1/2 in.		
Type No. Type No. Type No.		
250mA 631 500mA 632 800mA 634		
QUICK-BLOW 1 1/2 in.		
Type No. Type No. Type No.		
1A 635 2.5A 638 4A 641		
2A 637 3A 639 5A 642		

NUTS AND BOLTS

BA BOLTS —packs of BA threaded cadmium plated screws slotted cheese head. Supplied in multiples of 50.					
Type No. Price	Type No. Price	Type No. Price	Type No. Price	Type No. Price	Type No. Price
1 in. OBA 839 £1.38	1 in. 4BA 846 £0.37	1 in. 6BA 848 £0.46	1 in. 8BA 849 £0.54	1 in. 10BA 850 £0.60	1 in. 12BA 851 £0.66
1 in. OBA 840 £0.86	1 in. 4BA 847 £0.29	1 in. 6BA 848 £0.46	1 in. 8BA 849 £0.54	1 in. 10BA 850 £0.60	1 in. 12BA 851 £0.66
1 in. 2BA 842 £0.75	1 in. 4BA 843 £0.46	1 in. 6BA 844 £0.54	1 in. 8BA 845 £0.60	1 in. 10BA 846 £0.66	1 in. 12BA 847 £0.72
1 in. 2BA 843 £0.52	1 in. 4BA 844 £0.46	1 in. 6BA 845 £0.54	1 in. 8BA 846 £0.60	1 in. 10BA 847 £0.66	1 in. 12BA 848 £0.72
1 in. 2BA 844 £0.52	1 in. 4BA 845 £0.51	1 in. 6BA 846 £0.51	1 in. 8BA 847 £0.51	1 in. 10BA 848 £0.51	1 in. 12BA 849 £0.51
BA NUTS —packs of cadmium plated full nuts in multiples of 50.					
Type No. Price	Type No. Price	Type No. Price	Type No. Price	Type No. Price	Type No. Price
OBA 855 £0.83	4BA 857 £0.35	6BA 858 £0.46	8BA 859 £0.54	10BA 860 £0.60	12BA 861 £0.66
2BA 856 £0.55	4BA 858 £0.35	6BA 859 £0.46	8BA 860 £0.54	10BA 861 £0.60	12BA 862 £0.66
BA WASHERS —flat cadmium plated plain stamped washers supplied in multiples of 50.					
Type No. Price	Type No. Price	Type No. Price	Type No. Price	Type No. Price	Type No. Price
OBA 859 £0.16	4BA 861 £0.14	6BA 862 £0.14	8BA 863 £0.14	10BA 864 £0.14	12BA 865 £0.14
OBA 860 £0.14	4BA 862 £0.14	6BA 863 £0.14	8BA 864 £0.14	10BA 865 £0.14	12BA 866 £0.14
SOLDER TAGS —Hot tinned supplied in multiples of 50.					
Type No. Price	Type No. Price	Type No. Price	Type No. Price	Type No. Price	Type No. Price
OBA 851 £0.46	4BA 853 £0.25	6BA 854 £0.25	8BA 855 £0.25	10BA 856 £0.25	12BA 857 £0.25
OBA 852 £0.32	4BA 854 £0.25	6BA 855 £0.25	8BA 856 £0.25	10BA 857 £0.25	12BA 858 £0.25

TRANSFORMERS

MINIATURE MAINS Primary 240V			
No. Secondary	Price	No. Secondary	Price
2021 6V-0-6V 100mA	£1.04	2022 9V-0-9V 100mA	£1.04
2022 12V-0-12V 100mA	£1.04	2023 12V-0-12V 100mA	£1.29
MINIATURE MAINS Primary 240V with two independent secondary windings			
No. Type Price	No. Type Price	No. Type Price	No. Type Price
2024 MT280-0-6V 0-6V RMS	£1.84	2025 MT150-0-12V 0-12V RMS	£1.84
1 AMP MAINS Primary 240V			
No. Secondary	Price	No. Secondary	Price
2026 6V-0-6V 1 amp	£2.88 P & P 45p	2027 9V-0-9V 1 amp	£2.30 P & P 45p
2028 12V-0-12V 1 amp	£2.00 P & P 55p	2029 15V-0-15V 1 amp	£3.16 P & P 66p
2030 30V-0-30V 1 amp	£3.97 P & P 86p		
STANDARD MAINS Primary 240V Multi-tapped secondary mains transformers available in 1/2 amp, 1 amp and 2 amp current rating. Secondary taps are 0-19-25-33-40-50V. Voltages available by use of taps. 4, 7, 8, 10, 14, 15, 17, 25, 31, 33, 40, 25-0-25V			
No. Rating	Price	No. Rating	Price
2031 1 amp	£3.91 P & P 85p	2032 1 amp	£5.06 P & P 85p
2033 2 amp	£6.27 P & P 81	2035 240V Primary 0-55V + 2A Secondary	£7.30 P & P 81
SPECIAL OFFER			
2042 240V Primary 0-20V + 2A Secondary. By removing 5 turns from each volt from the secondary winding any voltage up to 20V + 2A is easily obtainable ideal for the experimenter. £1.50 P & P 86p			

SPECIAL OFFERS

MINIDRILL 12v hand held battery-operated mini drill. 7,500 r.p.m. Collet chuck. Ideal for drilling printed circuits or model making. Supplied with 2 bits. No. 1402		£7.79
TRANSFORMER 240V Primary 0-20V + 2A Secondary. By removing 5 turns from each volt from the secondary winding, any voltage up to 20V + 2A is obtainable. Ideal for the experimenter. No. 2042		£1.50 + 86p. P & P
ANTEX MLX Soldering Iron. Sturdy 25 watt iron complete with 4 metres of 2-core cable. Works off a 12 volt battery. Ideal for Car, Boat, Caravan. No. 1724.		£5.29

TANTALUM CAPACITORS

3137 1MFD 35V	£0.13	3142 4MFD 35V	£0.21
3138 22MFD 35V	£0.13	3137 33MFD 25V	£0.21
3139 47MFD 35V	£0.13	3143 10MFD 35V	£0.25
3140 10MFD 35V	£0.13	3144 22MFD 16V	£0.25
3141 2.2MFD 35V	£0.14	3145 47MFD 6.3V	
		3156 33MFD 35V	£0.13

ELECTROLYTIC CAPACITORS

3185 1,000uF 25V	£0.32	3190 4700uF 25V	£0.92
3186 1,000uF 63V	£1.27	3191 4700uF 63V	£2.42
3187 2200uF 25V	£0.69	3192 2200uF 100V	£2.88
3188 2200uF 40V	£0.69	3196 100uF 100V	£0.09
3189 3300uF 100V	£3.61		

POTENTIOMETERS

CARBON POTS (Linear Track)	
Single gang with wire and terminations, 6mm x 50mm plastic shaft 10mm bushes supplied with shank proof washer and nut. Tolerance 20% of resistance.	
1831 1k ohms	1835 22k ohms
1832 2k2 ohms	1836 47k ohms
1833 4k7 ohms	1837 100k ohms
1834 10k ohms	1838 220k ohms
CARBON POTS (Log Track)	
1842 4k7 ohms	1846 100k ohms
1843 10k ohms	1847 220k ohms
1844 22k ohms	1848 470k ohms
1845 47k ohms	1849 1 Meg
DUAL CARBON POTS (Log Law)	
1860 4k7 ohms	1864 100k ohms
1861 10k ohms	1865 220k ohms
1862 22k ohms	1866 470k ohms
1863 47k ohms	1867 1 Meg
SINGLE GANG SWITCHED (Lin Law)	
These potentiometers are fitted with double pole on-off switches. The switch is incorporated within the rotary action of the pot. Specification of pot is as VC1. Switch rating 1.5 amps at 250V AC.	
1870 4k7 ohms	1874 100k ohms
1871 10k ohms	1875 220k ohms
1872 22k ohms	1876 470k ohms
1873 47k ohms	1877 1 Meg
SWITCHED POT (Log Track)	
Specification as VC2 but track having (log) law.	
1879 4k7 ohms	1883 100k ohms
1880 10k ohms	1884 220k ohms
1881 22k ohms	1885 470k ohms
1882 47k ohms	1886 1 Meg
DUAL GANG LONG-ANTI-LOG POT	
1888 Track specification as dual gang pots VC3, but tracks mounted to log-anti-log action 100k ohms £0.98.	
SPECIAL VOLUME CONTROLS	
A miniature 16mm type replacement volume control, incorporating single pole on-off switch. Resistance value 5k ohms. Tolerance 20% 1/8 watt rating.	
1889	£0.31 VC8
MINIATURE ROTARY VOLUME CONTROL	
5k ohms log with on-off switch. 16mm dia. grooved spindle. Tag connections 17mm dia. Supplied with fixing nut. Used mainly for replacement.	
1890	£0.62 VC9
WIRE WOUND POTS	
A range of wire wound single gang pots with linear tracks of 1 watt rating, fitted with 10mm bush and supplied with shankproof washer and nut.	
1891 10 ohms	1895 220 ohms
1892 22 ohms	1897 470 ohms
1893 47 ohms	1898 1k ohms
1894 20 ohms	1898 22k ohms
PRE-SET POTS HORIZONTAL MOUNTING	
Miniature type for transistor circuits. The wiper of the preset is provided with a slot for screw driver adjustment. The tags of the preset will fit printed wiring boards with a pitch of 2.54mm. All tracks are linear law.	
VC7	
1801 100 ohms	1807 10k ohms
1802 220 ohms	1808 22k ohms
1803 470 ohms	1809 47k ohms
1804 1k ohms	1810 100k ohms
1805 2k2 ohms	1811 220k ohms
1806 4k7 ohms	1812 470k ohms
PRE-SET POTS VERTICAL MOUNTING	
Miniature type for transistor circuits. Wiper adjustment is made by a screw driver slot.	
Designed to fit 2.54mm pitch board. All tracks are linear law.	
VC7	
1816 100 ohms	1822 10k ohms
1817 220 ohms	1823 22k ohms
1818 470 ohms	1824 47k ohms
1819 1k ohms	1825 100k ohms
1820 2k2 ohms	1826 220k ohms
1821 4k7 ohms	1827 470k ohms

ANTEX IRONS

1943 15 watt high quality soldering iron totally enclosed element in a ceramic shaft fitted with 3/32" bit.	£4.83
1947 Replacement element for 1943 iron.	£2.19
1944 Iron coated bit 3/32" for 1943 iron.	£0.53
1945 Iron coated bit 1/8" for 1943 iron.	£0.53
1946 Iron coated bit 3/16" for 1943 iron.	£0.53
1946 General purpose 18 watt iron fitted with iron coated bit.	£2.19
1952 Replacement element for 1948 iron.	£2.19
1949 Iron coated bit 3/32" for 1948 iron.	£0.53
1950 Iron coated bit 1/8" for 1948 iron.	£0.53
1951 Iron coated bit 3/16" for 1948 iron.	£0.53
1931 Highly popular - 25 watt duty soldering iron ceramic shafts to provide near perfect insulation breakdown voltage of 1500 volts AC and a leakage current of only 3-5uA and another shaft of stainless steel to ensure strength.	£1.83
1935 Replacement element for 1931 iron.	£0.58
1932 Iron coated bit 1/8" for 1931 iron.	£0.58
1933 Iron coated bit 3/16" for 1931 iron.	£0.58
1934 Iron coated bit 3/32" for 1931 iron.	£0.58
1935 SK1 soldering kit - This kit contains 15 watt soldering iron fitted with a 3/16" bit plus two spare bits, a reel of solder, heat-sink and a booklet 'How to solder'. In presentation display box.	£6.38
1939 ST3 soldering iron stand. Stand made from high grade bakelite material, chromium plated strong spring suitable for all models, includes accommodation for six spare bits and two sponges which serve to keep the soldering iron bits clean.	£1.73

BIB HI-FI ACCESSORIES

O/No Ref	Price
806 J: Compact tape head cleaning kit	£1.22
810 J: Tape Editing kit	£2.65
811 J: Cassette Tape Editing and joining kit	£2.76
813 29A: Salvage cassette	£0.51
814 31: Cassette Head cleaning tape	£0.71
817 36A: Record & Stylus cleaning kit	£0.46
818 41: 8-track Cartridge tape-head cleaner	£1.24
819 42: 'Groove Kleen' automatic, metal, record cleaner	£2.65
826 52A: Cassette storage tray (holds 10)	£0.92
827 53: Hi-Fi stereo test cassette	£3.17
829 60: Chrome film 'Groove Kleen' (plastic)	£2.12
834 69: Anti-static Hi-Fi cleaning liquid	£0.35
838 78: Cassette fast hand tape winder	£1.50

VEROBOARD

2201 2.5" x 5" .15 Copper	£0.71	2211 2.5" x 3.75" .15 Copper	£0.53
2202 2.5" x 3.75" .15 Copper	£0.61	2212 3.75" x 17" .15 Copper	£2.39
2203 2.5" x 17" .15 Copper	£2.14	2213 3.75" x 5" .15 Copper	£0.90
2205 3.75" x 3.75" .15 Copper	£0.71	2217 3.75" x 17.9" .1 Plain	£1.79
2206 3.75" x 17" .1 Copper	£2.76	2218 3.75" x 2.5" .1 Plain	£0.44
2207 4.75" x 17.9" .1 Copper	£3.61	2219 5" x 3.75" .1 Plain	£0.68
2208 2.5" x 1" .5 in. plain	£0.85	2223 2.5" x 5" .15 Plain	£0.37
2204 3.75" x 5" .1 Copper	£0.79	2225 5" x 3.75" .15 Plain	£0.56
2210 2.5" x 5" .15 Copper	£0.64		

CASES AND BOXES

INSTRUMENT CASES in two sections vinyl covered top and sides, aluminium bottom, front and back.				
No.	Length	Width	Height	Price
155	8in	5 1/2in	2in	£1.73
156	1 1/2in	6in	3in	£2.92
157	6in	4 1/2in	1 1/2in	£1.79
158	9in	5 1/2in	2 1/2in	£2.43

ALUMINIUM BOXES made from bright anodized aluminium construction each box complete with half inch deep lid and screws.				
No.	Length	Width	Height	Price
159	5 1/2in	2 1/2in	1 1/2in	£0.85
160	4in	4in	1 1/2in	£0.85
161	4in	2 1/2in	1 1/2in	£0.85
162	5in	4in	1 1/2in	£0.97
163	4in	2 1/2in	2in	£0.87
164	3in	2in	1in	£0.80
165	7in	5in	2 1/2in	£1.43
166	8in	6in	3in	£1.83
167	6in	4in	2in	£1.18

SLOPE front aluminium boxes with black vinyl base and sides & aluminium back, top & front - strong construction easily accessible.

169	2 1/2in	5 1/2in	2 1/2in	12in	3 1/2in	8in	£5.45
168	2 1/2in	7 1/2in	4in	16in	4 1/2in	11in	£8.21

VERO plastic case box. These boxes consist of top and bottom sections which include fixings points for horizontal mounting PC boards/chassis plates, the two sections are held together by four screws which enter through the base and are concealed by plastic feet.

No.	Length	Width	Height	Price
170	140mm	40mm	205mm	£4.35
171	140mm	75mm	205mm	£4.85
172	140mm	110mm	205mm	£6.30

AUDIO LEADS

No.	Type	Price
107	FM indoor Ribbon Aerial	£0.69
113	3.5mm Jack plug to 3.5mm Jack plug length 1.5m	£0.86
114	5 pin DIN plug to 3mm Jack connected to pins 3 & 5 length 1.5m	£0.98
115	5 pin DIN plug to 3.5mm Jack connected to pins 1 & 4 length 1.5m	£0.98
116	Car aerial extension screened insulated lead. Fitted plug and socket	£1.44
117	AC mains connecting lead for cassette recorders and radios 2 metres	£0.78
118	5 pin DIN phono plug to stereo headphone. Jack socket	£1.21
119	2 x 2 pin DIN plugs to stereo Jack socket with attenuation network for stereo headphones. Length 0.2m	£1.04
120	Car stereo connector. Variable geometry plug to fit most car cassettes. 8-track cartridge and combination units. Supplied with inlined fuse power lead and instructions	£0.69
123	6m Coiled Guitar Lead Mono Jack plug to Mono Jack plug Black	£0.44
124	3 pin DIN plug to 3 pin DIN plug. Length 1.5m	£1.11
125	5 pin DIN plug to 5 pin DIN plug. Length 1.5m	£0.91
126	5 pin DIN plug to Trinned open end. Length 1.5m	£1.11
127	5 pin DIN plug to 4 Phone Plugs. All colour coded. Length 1.5m	£1.11
128	5 pin DIN plug to 5 pin DIN socket. Length 1.5m	£0.91
129	5 pin DIN plug to 5 pin DIN plug mirror image. Length 1.5m	£1.11
130	5 pin DIN plug to 2 pin DIN inline socket. Length 5m	£0.71
131	5 pin DIN plug to 3 pin DIN plug 1 & 4 and 3 & 5. Length 1.5m	£0.91
132	5 pin DIN plug to 2 pin DIN socket. Length 10m	£1.11
133	5 pin DIN plug to 2 Phone plugs. Connected pins 3 & 5. Length 1.5m	£0.91
134	5 pin DIN plug to 2 Phone sockets. Connected pins 3 & 5. Length 23cm	£0.91
135	5 pin DIN socket to 2 Phone plugs. Connected pins 3 & 5. Length 23cm	£0.91
136	Coiled stereo headphone extension lead. Black. length 6m	£2.21
178	AC mains lead for calculators, etc	£0.44

STARLITE 4000

NEW!



**ONLY
£55.00**

Size 9"x 6"x 3"
Weight 1.2 kg

- * 4 channel 1000W each
- * 4 basic sequence pattern selections
- * 3 types of flip-flop selections
- * Speed & level control sliders
- * Automatic operation or via audio input
- * Full wave control with logic integrated circuitry
- * Fully suppressed and fused
- * Superb TUAC quality and reliability

3 CHANNEL AUTO SOUND TO LIGHT - AFL 6


- * RCA 8 Amp Triacs
- * 500W per channel
- * 2 channels flip flop, 1 channel sound to light
- * Fully automatic via built in mic
- * No connection to amplifier necessary.



£17.50

£22.95

4 CHANNEL SOUND SEQUENCE TO LIGHT CHASER - 4LSM1



- * RCA 8a Triacs
- * 1000w per channel
- * Switched master control for sound operation from 1/2w to 125w
- * Speed control for fixed rate sequence from 8/minute to 50/sec
- * Full logic integrated circuitry with optical isolation for amp protection.



TUAC

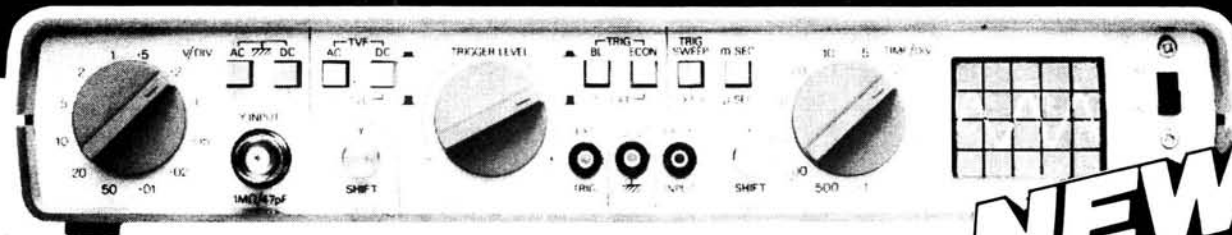
TUAC Ltd., 119 Charlmont Road, SW17.
Tel: 01-672 3137/9080
PRICE INCLUDES VAT. P+P FREE

TO ORDER BY POST. Make cheques/P.O.s payable to TUAC LTD. or quote Access/Barclaycard No. and post to TUAC LTD. 119 Charlmont Road, London SW17 9AB. We accept telephone orders from Access/Barclaycard Holders. Phone 01-672 9080.

TUAC MAIN DISTRIBUTORS

Birmingham, George Matthews, 85/87 Hurst Street, (Tel: 622 1941).
Cheshire, Cookies Disco Centre, 126 West Street, Crewe, (Tel: 0270 214739).
France, Deltro Vision, 28 Rue de Leningrad, 75008 Paris. (Tel: 522 11 75).
London, Session Music, 163 Mitcham Road, Tooting, SW17. (Tel: 01-672 3413) Mon-Sat 10am to 5.30pm. Closed Wed.
Kingston, ABC Music, 56 Surbiton Road, Kingston, Surrey. (Tel: 01-546 9877).
Luton, Luton Disco Centre, 88 Wellington Street, (Tel: 411733).
Manchester, A1 Music, 88 Oxford Street, (Tel: 236 0340).
Middlesbrough, Salcogen, 43 Borough Road, (Tel: 242851).
Watford, Component Centre, 7 Langley Road, (Tel: 45335).

The Thandar 10MHz Portable Oscilloscope




NEW

A low weight, low power Oscilloscope that provides workshop facilities but with true portability £139.00 + VAT

The Thandar Portable Oscilloscope is a breakthrough in development. Now, for the first time, every engineer, service-man and technician can carry with him this piece of electronic test gear weighing less than 2 pounds, yet having the performance of most standard bench oscilloscopes. The Thandar Portable Oscilloscope is less than 2" thick. It is based around a 2" diagonal CRT and has a 10 MHz bandwidth with sensitivity down to 10mV per division. Full trigger facilities are provided, including Bright Line Auto with TV Line and Frame positions. The superb ergonomic design of the Thandar Portable Oscilloscope enables it to be carried in a briefcase or toolkit. It can be held in one hand or operated whilst hung around the neck.

Send now for further details or call at your local Thandar Stockist.



Sinclair Electronics Ltd.,
London Road, St. Ives.
Huntingdon, Cambs., PE17 4HJ.
Tel: 0480 64646. Telex: 32250

Sinclair Electronics Ltd. reserve the right to alter prices and specifications on Thandar equipment without prior notice.

To
Sinclair Electronics Ltd,
London Road, St. Ives,
Huntingdon, Cambs, PE17 4HJ.

Please send me further technical information, price list and stockist list of the Thandar Portable Oscilloscope. I am also interested in

Digital Multimeters
Pocket Multimeters
Pocket Frequency Meters

Name:

Address:

thandar
SINCLAIR ELECTRONICS LTD

**EDITOR**

Geoffrey C. Arnold G3GSR

ASSISTANT EDITORDick Ganderton
C. Eng., MIERE G8VFN**ART EDITOR**

Peter Metalli

TECHNICAL EDITOR

Malcolm Cummings G8KPN

NEWS & PRODUCTION EDITOR

Alan Martin

TECHNICAL SUB-EDITOR

Joe Bishop G8VED

TECHNICAL ARTIST

Rob Mackie

ASSISTANT ART EDITOR

Keith Woodruff

SECRETARIALSylvia Barrett
Sharron Breeze**EDITORIAL OFFICES**Westover House,
West Quay Road,
POOLE, Dorset BH15 1JG
Telephone: Poole 71191**ADVERTISEMENT MANAGER**

Telephone: 01-261 6636

Dennis Brough

AD. SALES EXECUTIVE

Telephone: 01-261 6807

Roger Hall G8TNT (Sam)

CLASSIFIED ADVERTISEMENTS

Telephone: 01-261 5762

Colin R. Brown

MAKE UP & COPY DEPARTMENT

Telephone: 01-261 6570

Dave Kerindi

ADVERTISEMENT OFFICESKing's Reach Tower, Stamford St.,
London, SE1 9LS
TELEX: 915748 MAGDIV-G

Current Events

ONE of the problems of writing in a monthly magazine is that by the time a news item appears in print, it has become history. If, on the other hand, we try to foresee events, we invariably end up with egg on our faces, as they take an unexpected turn.

This was just what happened last November over the long-awaited announcement in Parliament on the future of Citizens' Band radio in the UK. Whilst the idea of CB was approved in principle, the Government felt it could not provide the staff needed for licensing duties in the present economic climate. The only positive step was to rule out the use of the 27MHz band adopted in most other countries where CB is legal.

The cynics have said that this announcement is just another delaying tactic, promoted by the Home Office mandarins who are against any relaxation of their tight rein on radio-communication facilities. Assuming that a reasonably simple licensing system were to be introduced, the licence fees ought to be capable of covering the administrative costs involved, but the Treasury are said to be against introducing any new taxes of this type, as a matter of principle. One major independent body has offered to take over licence issuing and control; the reaction from the Home Office has been deafening silence.

The excuse of our economic circumstances obviously has some foundation, and I'm sure that few taxpayers would normally support any increase in the number of civil servants. However, the circumstances are somewhat unusual, for the longer the delay in bringing in a legal CB system, the greater becomes the problem of illegal operation. The authorities simply do not have the resources to deal with this illegal operation, as is proved by figures quoted by the Home Secretary in December last, when he revealed that in the first eleven months of 1979, just 78 prosecutions had taken place, and a further 56 were pending. Against current unofficial estimates of up to 70 000 unlicensed CB operators in the UK, these numbers pale into insignificance.


Mind you, we aren't the only country with CB problems. One of our readers in the Irish Republic, Tony Bass, recently sent a file of press cuttings on developments there. The Dublin Parliament have been debating a Bill which includes swingeing penalties for illegal CB operation. These include a fine of up to £10 000 and/or two years' imprisonment, and the National CB Council of Ireland has stated that it is prepared to go to the highest court in the land, and even to the European Court of Human Rights, to get this legislation amended.

In the UK, we are fast approaching the situation which has already come about in some other countries, where illegal operation swelled to such a volume that the authorities were forced to legalise it as an existing fact, warts and all. If you don't want this to happen here, but you do want to see a properly organised radio-communication facility for the general public, write and say so, to: The Rt Hon William Whitelaw, MP PC, The House of Commons, London SW1A 0AA. Write now—it could soon be too late!

100 SECOND

PHOTOGRAPHIC CLOCK

W. MOONEY G3VZU



Accurate timing is essential in photographic practice if consistent results are required. The clock described in the following chapters was designed to cover the enlarger exposure and print developing stages in a black and white set-up. However, the clock would also be useful for timing colour processes or taking photographs where exposure times in excess of one second are involved.

Accuracy is very good being within 1 per cent for long periods without re-calibration; but ultimately, accuracy is almost totally dependent on the human reaction time required to switch the enlarger on and off since there is no direct thyristor or relay connections contained within the enlarger, as with some other timers. However, total reaction time is seldom longer than 0.2 seconds.

The clock readout is by means of two 0.3in, 7-segment red l.e.d. displays, counting from 00–99 seconds, and can be reset to 00 at any time. The reset facility allows the usual 60 to 90 second print development to be timed without mental addition and the attendant risk of forgetting the starting time due to a distraction. Most black and white papers are not sensitive to the red light from the display, but a brightness control has been included for the sake of battery economy.

Since the CMOS i.c.s used consume negligible power, almost all the current drain is used to drive the displays which are strobed at 50Hz for further power economy. Even at maximum brightness, the current drain from a 9V supply is only about 15mA, hence considerable life can be expected from a PP9 or even a PP3 battery. A mains power supply is, therefore, probably not worthwhile. An on-off switch is provided but the clock may be left running for the duration of a printing session.

Circuitry

Since low current consumption was a primary aim and the circuitry is only required to operate at low frequency, CMOS i.c.s are used throughout except for a 741 operational amplifier in the power supply stabiliser. The complete circuit diagram of the clock is shown in Fig. 1. The l.e.d. displays are driven by a pair of cascaded CD4026 decade counter/decoder/drivers, IC3 and IC4, with reset and strobe facilities.

The first of the two counters is supplied with 1Hz pulses from the clock circuitry and these pulses are counted and displayed. On every tenth pulse a carry signal advances the 10's digit by one count. On the count of 99, the next pulse causes the display to read 00 and the count begins again.

Counting Method

The master oscillator runs at 100Hz for two reasons: (a) The use of a non-electrolytic timing capacitor is possible at this frequency, since its value is independent of the voltage and it has low leakage, a reliable timebase is assured. (b) The 100Hz signal needs to be divided down to 1Hz, and for this a CD4518 is used, which has a divide by two output producing 50Hz which, after processing, can be used to strobe the display.

The 50Hz output is used for strobing rather than the oscillator direct, the first divider of the CD4518 acting as a buffer for the oscillator. The 100Hz oscillator consists of gates A and B of IC1, a CD4011. The 1Hz pulses from IC2 pin 14 (a CD4518) are fed to IC3 pin 1 for counting.

Strobing and brightness control makes use of gate C and D of IC1. The 50Hz squarewave from IC2 pin 3 is differentiated by C2 and VR2, the brightness control, to provide positive going pulses whose duration depends on the setting of VR3. These pulses are made symmetrical by gate C of IC1. However, the output of gate C spends more of the 1/50th of a second between pulses in the high state

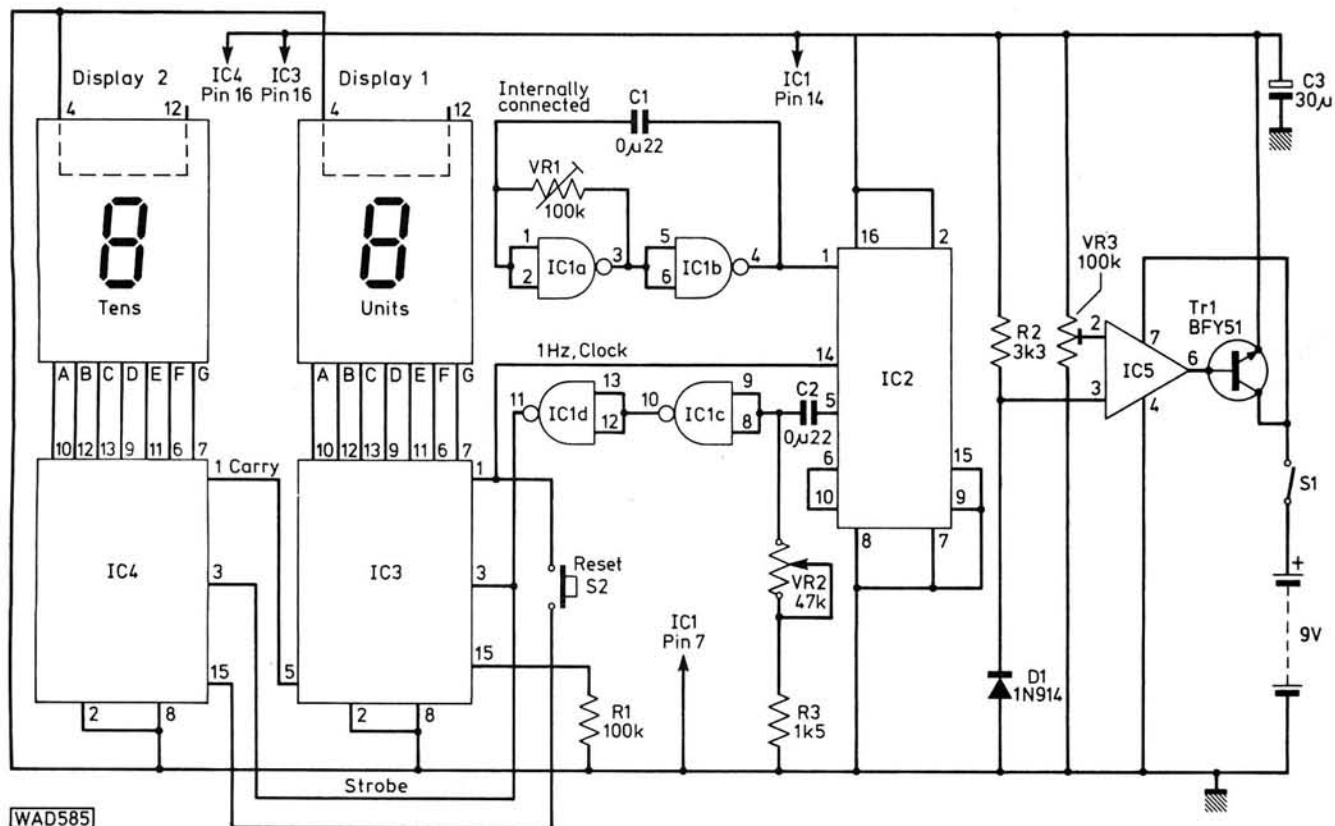


Fig. 1: The complete circuit diagram

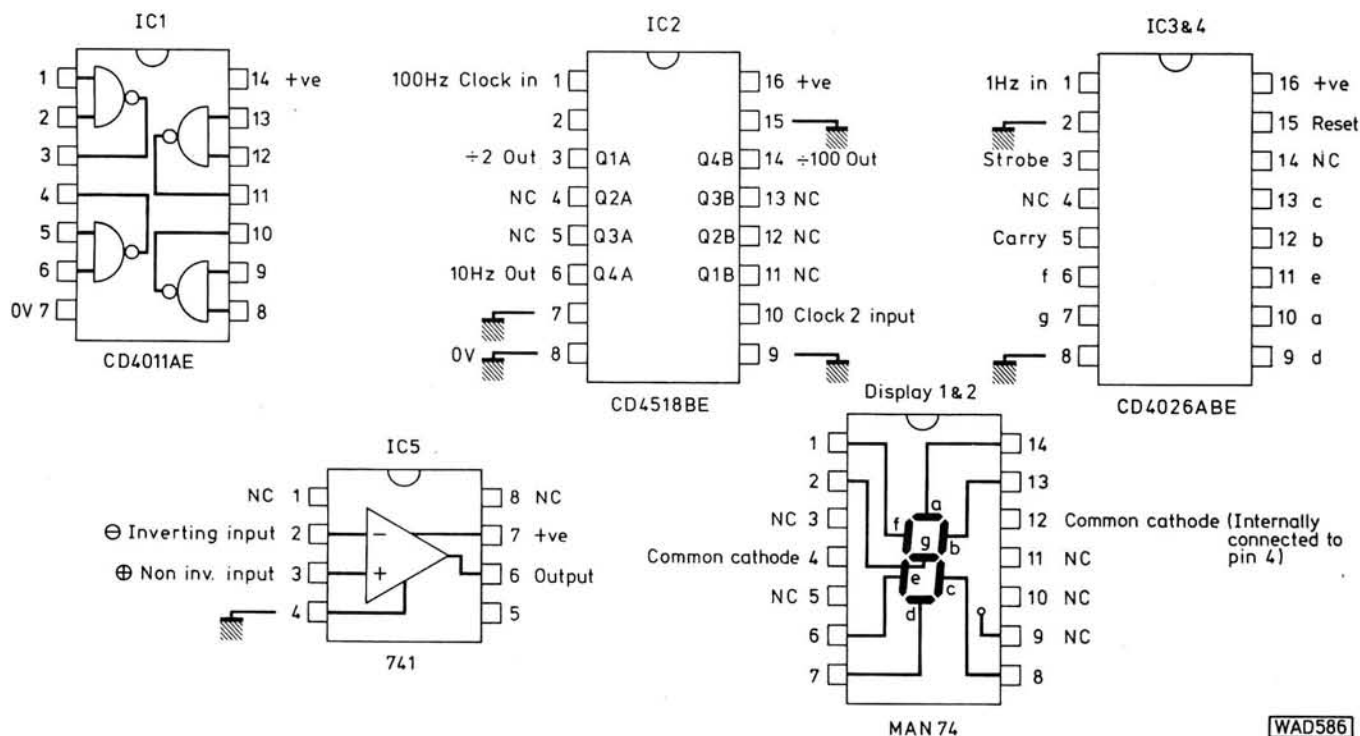


Fig. 2: Pin details of the integrated circuits and displays

and since the display is blanked when its display enabled inputs are low, the strobe pulses are first inverted by gate D of IC1 before being applied to pin 3, the "display enable" connection of the 4026 display driver.

A 5V stabilised supply is used for the circuit as this gives a reasonable display brightness and allows the use of a 9V battery until it is exhausted. Stabilisation is provided by IC5 where the reference voltage provided by a 1N914 diode is compared with the voltage from the "voltage set" potentiometer, VR3; the current output of the 741 being amplified by Tr1. The few extra components needed with this type of supply stabiliser are well justified considering the dramatic effect on the accuracy of the device.

The unstabilised clock has a frequency sensitivity of around 2 per cent per volt and a drop from 9 to 7V causes the timer to be about 4 per cent low, or 4 seconds slow over a 100 second timing period. When the stabiliser is set to 5V output the supply can drop from 9V down to about 6.4V without any change in the 5V level and a load current change of 0 to 50mA has no effect on the stabilised output voltage. Below 6.4V, the 5V supply is no longer stable and begins to drop rapidly.

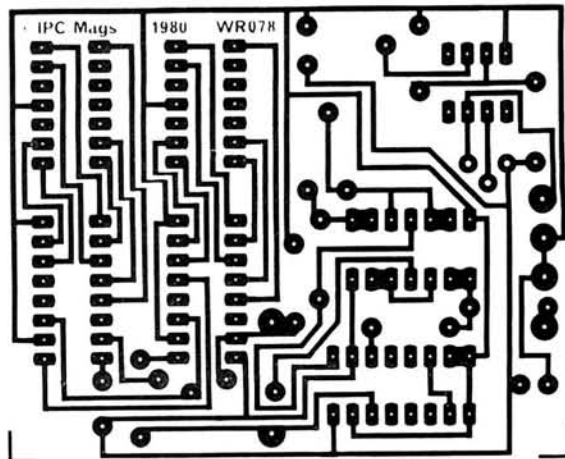


Fig. 4: The printed circuit board drawn full size

Construction

The complete circuit is built on a 75 x 60mm single sided p.c.b. The track layout is shown in Fig. 2 with the component positions shown in Fig. 4. There are a number of links on the top of the board which should not be forgotten when wiring up and it is best to follow the circuit diagram when wiring up these links. The layout is not critical and Veroboard could be used although there would be many links required and the result would not be as neat as using the correctly designed board.

The two displays are mounted in sockets in order to raise them above the remaining components which are soldered directly in place. This allows the display to protrude through a suitable rectangular hole cut in the front panel of a convenient small cabinet. Many excellent boxes are currently advertised which are suitable for housing the p.c.b. and associated parts.

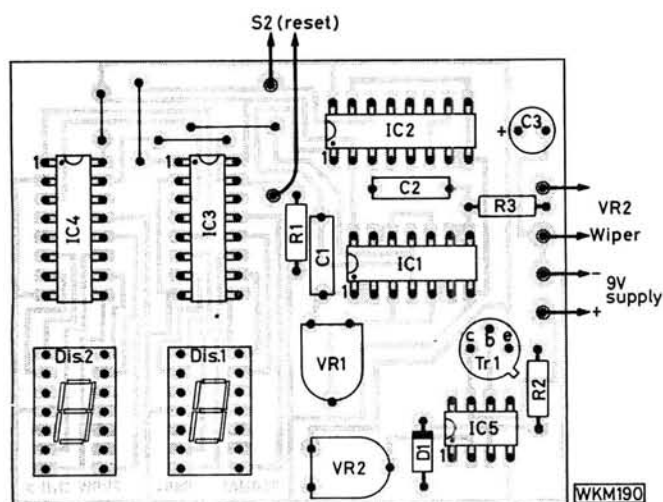


Fig. 3: Layout of the components on the p.c.b.

★ components

Resistors

$\frac{1}{4}W$ 5%

1.5k Ω	1	R3
3.3k Ω	1	R2
100k Ω	1	R1

Potentiometers

Midget

47k Ω log.	1	VR2
-------------------	---	-----

Miniature Preset (vertical mounting) 0.1W

100k Ω	2	VR1, VR3
---------------	---	----------

Capacitors

Miniature Polyester

0.22 μF	2	C1, C2
--------------	---	--------

10V Electrolytic

47 μF	1	C3
------------	---	----

Semiconductors

Diodes

1N914	1	D1
-------	---	----

Transistors

BFY51	1	Tr1
-------	---	-----

Integrated Circuits

741	1	IC5
CD4011	1	IC1
CD4026	2	IC3, IC4
CD4518	1	IC2

Displays

MAN74	2	Display 1,2
(or similar 0.3in type)		

Miscellaneous

Printed circuit board (1); Small on/off switch, S1 (1); Small push-to-make switch, S2 (1); Suitable case, battery connections and battery.

Setting Up

The wiring should first be checked visually for shorts, incorrect connections, omissions, etc. A 100mA meter should then be connected in series with the power supply and a 9V battery connected. The current should only be small if the brightness control is set to a low value. The supply voltage to the circuit, measured at Tr1 emitter, should now be set to 5V by adjusting VR2. The clock should now be set. This can be achieved by the connection of a high input impedance frequency meter to IC2 pin 4, the clock output, and adjusting VR1 to give precisely 100Hz. Alternatively, VR1 can be adjusted using a stopwatch and counting the seconds, but the previous method is to be preferred.

When the 5V supply and timer are set, the current should again be checked, and should be around 5mA with the brightness control set to minimum, rising to around 20mA at maximum brightness, with 88 being displayed.

Using The Timer

When timing an enlargement exposure, the most accurate method is to add the required exposure time to the count currently being displayed rather than resetting to 00, that is, if a 10 second exposure is required, switch the enlarger on at say 45 seconds and off again at 55 seconds. It is most convenient to set to 00 at the start of development which usually takes much longer and therefore more time is available to reset.

When the reset switch is closed, 00 will appear at the next 1 second clock pulse, therefore the reset switch will need to be kept closed for up to 1 second. ●

Reader's Letter

RSGB ID

Sir: Like many other licensed amateurs and Radio Society of Great Britain members, I can only wonder at the sheer effrontery of the RSGB setting itself up as an issuing authority for so-called "identity cards" of doubtful value.

When the idea was first announced the RSGB said it was because "over the years amateurs have sometimes been embarrassed by police and other officials asking for an explanation of mobile and portable activities."

Since last July I have been trying to find out from the RSGB just who are these "other officials"—but without success.

If the Home Secretary deemed it necessary for the holder of an amateur licence to have an identity card I feel sure that he would be the only authority to issue it, and at the same time ensure legislation for this purpose stipulating to what authorities and officers the holder was obliged to produce it.

It is not for the licensee to prove his authority to operate to anyone, and the police are no more concerned with amateur or other radio licences than they are with TV licences, planning permission, building regulations and such like.

Why anyone should be embarrassed by police interest puzzles me, as does the RSGB in thinking that their certification of licence-holdership will satisfy the police as to the operator's right to carry on with his lawful pursuit.

H. L. Millard G8LWK
Burnley
Lancs

THE SMALL PRINT STILL MAKES GOOD READING

Despite the increase in Bank Rate we're still able to save you a bomb – Still able to offer you a short sharp H.P. deal costing you no more than the cash price... Want to buy a FT 101ZD? Try borrowing £670 from your bank and work out your charges... PAINFUL? Try the average finance company – EVEN MORE PAINFUL! Well above 20% per annum no less! ENOUGH TO MAKE YOU CRY is'nt it? ... Right – get your hankie out, wipe away those tears and focus your eyes down page to the deals we have listed – ENOUGH TO MAKE YOU SMILE is'nt it? ... You've probably noticed the down payment is higher than last month – not our fault – the Chancellor again! ENOUGH TO MAKE YOU CRY is'nt it? ... Never mind we've balanced this out by making your monthly repayments quite a bit lower – Go on work it out for yourself. ENOUGH TO MAKE YOU SMILE is'nt it? ... Of course if you're really clever you'll very quickly work out how to save even more money buying the AMCOMM WAY! If you can't see it – call us, we'll explain it! ... If this lot hasn't wiped the tears from your face we have one more thing that will. With the deals listed below and for a short period only we'll offer ABSOLUTELY FREE one only pure Irish linen hankie !!!!!

Incidentally, we're happy to consider trade-ins (regret no free hankie) and still offer our absolutely no quibble guarantee. "Any goods purchased from this company which do not meet the manufacturer's published specification will be immediately rectified or replaced".

Yaesu FT901DM Cash Price £920.80 Deposit £352.00 12 monthly repayments of £47.40	Yaesu FT 101ZD Cash Price £670.20 Deposit £240.00 12 monthly repayments of £35.85	Yaesu FT 225RD Cash Price £557.76 Deposit £216.00 12 monthly repayments of £28.48	Yaesu FT 7B Cash Price £432.12 Deposit £168.00 12 monthly repayments of £22.01	Yaesu FT 101Z Cash Price £575.76 Deposit £234.00 12 monthly repayments of £28.48
Yaesu FT 107M/107E Cash Price £862.04 Deposit £335.00 12 monthly repayments of £43.92	Yaesu FRG 7000 Cash Price £377.04 Deposit £150.00 12 monthly repayments of £18.92	Yaesu FT 207R Cash Price £199.60 Deposit £91.00 12 monthly repayments of £9.05	Standard 8800 Cash Price £252.00 Deposit £99.00 12 monthly repayments of £12.75	Standard 8700 Cash Price £275.08 Deposit £109.00 12 monthly repayments of £13.84

Above offers subject to status report and MLR.

TRADE-INS
WELCOME



AMCOMM SERVICES

194A NORTHOLT ROAD, SOUTH HARROW, MIDDX. Tels: 01-864 1166 & 01-422 9585

OPENING
HOURS

Mon-Sat 9.30-5.00
Sunday 11.00-4.00

Club News

The White Rose Radio Society G3XEP-G8LVQ, is a very active society meeting every Wednesday at 20.00hrs, and runs a competition net on about 3.75MHz every Thursday at 20.30hrs.

The society has a new, well equipped, purpose-built shack, organises c.w. and RAE classes, and for the first time this year, are expecting the examinations to be held at their premises.

Prospective members are welcome and should contact: *Hon Sec Richard Hughes G4DZI, W.R.R.S., Moortown R.U.F.C., Moss Valley, King Lane, Leeds LS17 7NT.*

Worcester & District Amateur Radio Club would also like to extend a welcome to visitors and prospective members, who are invited to attend club meetings every first Monday of the month at "The Old Pheasant", New Street, Worcester at 20.00hrs.

Further details from: *Hon Sec Mike Tittensor G4EKG, 16 Duncott Road, Evesham, Worcestershire WR11 6EQ. Tel: (0386) 41105.*

Mobile Rally

Otley Radio and Electronics Society G8JTD, G3XNO are holding "The Northern Mobile Rally 1980", at the Victoria Park Hall, Keighley on Sunday, 18 May, between 11.30 and 17.30hrs.

There will be talk-in stations on 2m f.m. S22 and 70cm f.m. SU8, also trade stands, films for the children, refreshments, bar and many other attractions.

Further details from: *Rally Manager, Jack E. Annakin G8DFZ, 25 Ashfield Place, Otley, West Yorkshire LS21 3JN.*

Livingston Hire

Although instrument hire is now widely used in the UK electronics engineering industry, not all the customers using a company like Livingston Hire come from this sector. Recently, for example, Livingston hired some equipment to the BBC for use in Ascension Island.

The equipment in question, a Solartron Model 7065 microprocessor based digital voltmeter, was needed by the BBC's Transmitter Capital Projects Department to measure the effects of rapid changes of transmitter input power on an electricity supply network.

High power short-wave transmitters present a varying load to the supply system, the load changing in sympathy with the level of programme modulation. On remote islands with relatively low capacity generating plant these load variations can lead to unacceptable voltage variations for other consumers.

The BBC's Ascension Island relay station, which broadcasts to West Africa and South America, has such transmitters installed and power is obtained from a small diesel generating station. The recent test provided valuable data for planning new transmitting stations in comparable overseas locations by establishing the limits to which voltage levels could be allowed to vary without disturbing other consumers.


Livingston Hire, Shirley House, 27 Camden Road, London NW1 9NR. Tel: 01-267 3262.

Out of Thin Air

In response to the enormous interest shown in articles on aeriels and associated subjects, the staff of *Practical Wireless* have compiled an 80-page book entitled "Out of Thin Air—A Guide to Aerial Theory, Design and Propagation".

The book consists of articles extracted from *PW*, new material and a directory of aerial suppliers.

"Out of Thin Air" is available from leading newsagents, priced £1.25 or by post. See page 39 for details.



Video Disc Decision

After developing their own respective video disc systems, Matsushita and JVC have now agreed to adopt JVC's VHD (Video High Density) system with multiple function capabilities as the format upon which they will base their video disc system.

At the moment there are four systems. They are: 1. Phillips-MCA System (Optical-Tracking Pick up system); 2. RCA System (Groove-Guided Capacitance Pick up system); 3. JVC System (Electro-Tracking Capacitance Pick up system); 4. Matsushita System (Groove-Guided Pressure Pick up system).

With JVC's VHD system, video and audio information are recorded as pits on the disc's surface without grooves to guide the pick-up stylus. The information and tracking signals are simultaneously picked up as capacitance variations between the disc surface and is guided electronically to pick up the recorded signals. This feature enables the pick-up stylus to move freely over the entire surface of the disc, and permits special effects such as random access, still, slow and fast motion playback functions.

JVC (UK) Ltd., Eldonwall Trading Estate, 6/8 Priestley Way, Staples Corner, London NW2. Tel: 01-450 2621.

Try Prestel at the ME Centre

The National Microprocessor and Electronics Centre announces that it now has a fully operational Prestel system on which visitors to the centre can evaluate the advantage of such an installation to their business or home environment.

Subscribers to the service can access a large Post Office mainframe computer to obtain detailed information of a business, consumer or general leisure nature. All it takes is a specially designed television receiver, a calculator-sized remote controller and connection to a standard telephone line.

National Microprocessor and Electronics Centre, London World Trade Centre, Europe House, London E1 9AA. Tel: 01-488 2400.

WATERS & STANTON ELECTRONICS

STOP!...

IF YOU'RE INTERESTED IN THE
R1000 READ THIS...

(our R1000's incorporate the latest factory mods.)

TRIO R1000 + OUR TEST CERTIFICATE



R1000 Receiver

The R1000 is reviewed this month but at the time of preparing this advertisement we have not had a chance to see the review. We have, however, extensively tested and used this receiver over a period of four months – the only way to thoroughly judge a receiver – and can honestly say that it represents excellent value for money. If, having read the review, you feel that there are any points you would like to discuss, then please feel free to telephone us.

About our company

We have been specialising in amateur radio communications receivers and transceivers for seven years now and our reputation in this field is second to none. It's fairly well known that before selling you a receiver we insist that it's thoroughly checked to ensure that it fully meets the manufacturers specification in every respect. Yes, a few do fail; after all they have travelled well over 6,000 miles from the factory! Our pre-delivery checks involve the use of some very sophisticated test equipment – this year alone we invested nearly £10,000 in updating our service

department! In fact if you are calling into our premises you are welcome to see for yourself our large service department on the 1st floor above the ground floor showroom. This will assure you of the kind of back-up service you'll get from a specialist dealer like ourselves. Staffed by licensed radio amateurs, it's your assurance that equipment leaving our premises has been checked by a fellow enthusiast.

Your own test certificate

So enthusiastic are we about the R1000 receiver, that we have decided to supply a detailed test certificate with every receiver – your assurance that we have done our job with our pre-delivery checks. It also gives you the satisfaction of knowing the precise sensitivity, etc., of your receiver. It's completely free to all purchases made during April and May.

How to order

If you're unable to visit our large retail store, then simply send us a cheque or postal order for immediate despatch. For even quicker service you can telephone your Barclaycard or Access number to us for same day despatch via Securicor service. Price: £298 inc. VAT.

WATERS & STANTON ELECTRONICS

Warren House, 18-20 Main Road, Hockley, Essex.

Telephone: 03704 6835. Telex: 897406. Hours: Monday-Saturday 9-5.30 p.m. except Wednesday 1.00 p.m.

RETAIL SALES – BARCLAYCARD OR ACCESS – MAIL ORDER VIA SECURICOR

SPECIAL PRODUCT REPORT



TRIO

R-1000 RECEIVER

Having operated just about every type of receiver there is, from crystal sets through t.r.f.s and simple superhets to professional synthesised receivers costing a thousand pounds upwards, I have found that the modern communications receivers with switched band-pass filters for their r.f. selectivity always give the impression that they are "dead", lacking the punch of a receiver with gang-tuned or pre-selector-tuned front end. In *Amateur Bands* last month, Eric Dowdeswell raised this same point, saying how he felt that the comparatively broad-band filter must let through more noise than a preselector tuned "on-the-nose" for maximum signal strength.

When testing the Trio R-1000, my first reaction was that here was another receiver with no punch, and I wondered what so many radio enthusiasts were going wild about. However, as time went on, and I compared results with a more conventional set on various bands and modes, I had to admit that there was nothing I could hear on "Brand X" (which I personally rate very highly) that wasn't at least as strong and clear on the R-1000. So, I don't know why it is that I get this feeling, which applies equally to sets costing nearly ten times as much as the R-1000, and is obviously strictly subjective. Has any reader any suggestions?

Circuit Arrangements

The aerial inputs (see Specifications) are fed via a 0-60dB stepped attenuator to the front-end filters, of which there are six. The lowest has a bandwidth from 0.2-1MHz, and the remainder cover octave bands up to 30MHz. After passing through an r.f. amplifier and a buffer stage, the signals are applied to a balanced mixer, along with a signal in the range 48-78MHz, generated in the phase-lock-loop unit and tuned over a 1MHz span by the main tune control. Cascaded miniature ceramic filters centred on 48.055MHz select the appropriate product of the mixing process, which is then combined in a second balanced mixer with the output of a 47.6MHz crystal oscillator, to give the final i.f. signal at 455kHz.

This signal is fed via an active noise blanker to one of three filters, with bandwidths 2.7kHz, 6kHz and 12kHz, as selected by the MODE switch, and then passes through two i.f. amplifier stages to a diode-ring mixer for s.s.b./c.w. demodulation, and via a buffer to the a.m. detector and the a.g.c. detector. The audio outputs go to a pre-amplifier and thence to an audio output i.c. which drives the phones and top-mounted loudspeaker. Simple top-cut tone control is provided, and an output suitable for driving a tape recorder is taken off after the pre-amplifier.

★ specification

RECEIVER

Frequency Coverage:	200kHz-30MHz in 1MHz bands
Sensitivity:	Below 2MHz; 5μV s.s.b., 50μV a.m. Above 2MHz; 0.5μV s.s.b. 5μV a.m. for 10dB S + N/N or better
Image Rejection:	Better than 60dB
IF Rejection:	Better than 70dB
Selectivity:	AM (WIDE); 12kHz at -6dB, 25kHz at -50dB AM (NARROW); 6kHz at -6dB, 18kHz at -50dB SSB/CW; 2.7kHz at -6dB, 5kHz at -60dB (also see text)
Frequency Stability:	±2kHz max. from 1 to 60 minutes after switch-on ±300Hz max. in any subsequent 30 minutes
Antenna Impedance:	Below 2MHz; 1kΩ unbalanced Above 2MHz; 50Ω or 1kΩ unbalanced (switchable)
Audio Output:	1.5W min. into 8Ω for 10% distortion
Audio Load Impedance:	4-16Ω loudspeaker or headphones 100kΩ, 30mV tape recorder
Power Requirements:	100, 120, 220, 240V 50/60Hz a.c. 12V d.c.
Dimensions:	115 x 300 x 218mm
Weight:	5.5kg



CLOCK/TIMER

Type:	Quartz
Accuracy:	±15 seconds max. per month


Both analogue and digital frequency readout are a feature of the R-1000. The MODE switches contain l.e.d. indicators



A top view of the receiver, showing the main board, including clock/timer. All off-board connections are made via plugs and sockets



A bottom view, showing the p.l.l. synthesiser board, v.f.o. and power supply. All p.c.b.-mounted component references are marked on the board



The rear panel is shaped so that the receiver can be placed close to a wall with the external connectors fitted

The a.g.c. detector output is amplified and applied to the r.f. amplifier and the two i.f. amplifiers. It also drives the "S" meter amplifier. An external muting input is provided for use when operating with a transmitter. This controls the r.f. amplifier, first and second mixers and i.f. amplifiers.

In addition to analogue indication of frequency by means of a back-lit dial, a bright blue fluorescent display gives digital readout to the nearest kilohertz. The digital display can also be switched to indicate time, driven from an internal quartz clock, and to show start and stop times for the timer, which will turn both the receiver and an external circuit on and off once in each 24-hour period. The dial lights and digital display can be dimmed for night-time use.

Operating Impressions

Station-getting ability has been largely covered in the introduction, with the exception of selectivity. The s.s.b./c.w. filter (2.7kHz at the -6dB points) is good, and is fine for picking out sideband signals in the amateur bands. The AM WIDE bandwidth of 12kHz, on the other hand, is simply too wide to separate broadcast stations with 9kHz spacing. We understand from Lowe Electronics, who supplied the review receiver, that it is a simple matter to alter the wiring so that the 6kHz filter is used for AM WIDE, and the 2.7kHz filter for AM NARROW. We did not test this modification, but it would certainly be worth trying for the broadcast band DXer.

The a.g.c. decay time constant on the review receiver was far too long on the a.m. mode, but we gather that this has been altered to a more realistic value in subsequent production. The attenuator provided (20dB steps from 0dB to 60dB) is of rather limited use, and very, very few stations are strong enough to allow use of the 60dB position.

It is a pity that, in common with so many other modern receivers, the R-1000 does not have a manual r.f. gain control. If you are listening to a strong c.w. station, the a.g.c. lifts the gain in the signal spaces, giving a rather unpleasant ear-bashing effect as the noise rises just before key-down. If, in these circumstances, you bring in attenuation, the receiver noise comes up and produces a general mushy signal. It is so much nicer to be able to turn back an r.f./i.f. gain control to lose both that mush and the thumping effect. I know it's not the easiest job in the world to design an efficient manual r.f./i.f. gain control circuit, but it adds a lot to the operating facilities. What about it, you receiver manufacturers?

There are just two tuning controls on the R-1000: a thirty-position switch selecting MHz bands and a 45mm diameter knob controlling the v.f.o. This has no flywheel action, but rapid tuning across the band is aided by a finger-recess in the front of the knob. No fine tuning control is provided, but tuning presents no difficulty, even when resolving s.s.b. stations. Tuning rate averages 50kHz per revolution, and the analogue dial can be adjusted to line up with the digital readout. Lighting of that dial and of the "S" meter scale is good, though under some daylight condition the contrast of the meter scale (which, like the tuning dial, is back-lit) improves with the lights dimmed, because the scale-plate is reflective.

No opportunity occurred to test the operation of the noise-blanker, but these circuits tend to be pretty subjective in their efficiency any way.

The arrangement of the external connections on the back panel is an outstanding feature of this receiver, as it allows the set to be operated on its back, or hard up against a wall, yet with all the plugs and sockets tucked neatly away out of sight. From the rear view shown in our photographs, you will see that our review receiver has an FTZ number. This means

THE RECEIVER FOR LF, MF & HF



£298.00 inc. VAT

★ SALES ★ SERVICE ★



RADIO SHACK LTD. 188 BROADHURST GARDENS, LONDON NW6 3AY



Giro Account No. 5887151 Telephone: 01-624 7174 Cables: Radio Shack, NW6.

Telex: 23718

that it is type-approved by the Federal German authorities, and as a result has no 12V d.c. power supply facility, since their regulations forbid dual input arrangements. A 12V connector is fitted on UK market receivers, and this, together with their small size, makes them ideal for mobile operation. For anyone who might be interested in using an R-1000 on a small boat, or anywhere else with a 24V d.c. supply, Lowe Electronics tell us that they can supply receivers fitted with a regulator allowing operation on d.c. supplies of 11-28V, at no additional cost.

Accessories supplied with each receiver include an operating manual, power cable, five metres of aerial wire, plugs for the external loudspeaker and remote control sockets, and a spare fuse.

The operating manual is multi-lingual (English, German, French and Spanish) and provides comprehensive installation and operation instructions for the receiver, clock and timer. The only obvious omission from an operating point of view was the external circuit connections required to mute the receiver.

A block diagram plus full circuits of the receiver are the only servicing information provided, but a full service manual is available as a separate publication.

Price

The Trio R-1000 is available for around £300, including VAT.

The R-1000 receiver reviewed was kindly loaned by Lowe Electronics Ltd., Chesterfield Road, Matlock, Derbyshire, telephone 0629 2817 or 2430, and we would like to thank them for their invaluable assistance in this respect.



Bind it

It's so easy and tidy with the Easibind binder to file your copies away. Each binder is designed to hold approximately 12 issues and is attractively bound and blocked with the PRACTICAL WIRELESS logo. Gold Letter-set supplied for self blocking of volume numbers and years.

Price £4.10 including postage, packing and VAT. Why not place your order now and send the completed coupon below with remittance to: IPC Magazines Ltd., Post Sales Dept., Lavington House, 25 Lavington Street, London SE1 0PF.

it's easy with EASIBIND

Order form PRACTICAL WIRELESS

I enclose P.O./cheque value
for binders

Years required
(BLOCK LETTERS PLEASE)

Name

Address

Date

... TO COMPLETE THE RANGE OF VHF & UHF



**UK IMPORTERS
& DISTRIBUTORS**

£241.50 inc. VAT

Please send 25p stamps for details.



RADIO SHACK LTD. 188 BROADHURST GARDENS,
LONDON NW6 3AY

Giro Account No. 5887151 Telephone: 01-624 7174 Cables: Radio Shack, NW6.

Telex: 23718



2 LOOK! SUPERB NEW KITS!



C300/ES200

high performance electronic ignition, to add power, economy, reliability, sustained smooth peak performance, instant all weather starting, to your car.

Surefire has sold in its thousands in ready made form from big name accessory firms, but it is now available in quality kit form to fit all vehicles with coil ignition up to 8 cylinders.

ES200. A high performance inductive discharge ignition incorporating a power integrated circuit (special selection): electronic variable dwell circuit (maximises spark energy at all speeds): pulse processor (overcomes contact breaker problems). Coil governor (protects coil). Long burn output. Negative earth only. Compatible with all rev. counters.

C300. In its ready built form (C3000) it came top of all systems tested by an independent national authority July '79. A high energy capacitive discharge ignition incorporating a high output short circuit proof inverter, top grade Swedish output capacitor, pulse processor circuit, transient overload protection. Fast rise bidirectional output ideal for fuel injection, sports carburation, oily engines. Compatible with most rev. counters. (Low cost adaptors available for rare cases. Application list enclosed with each kit. Note: Vehicles with Smiths/Jaeger rev. counters code RVI on dial will require adaptor type TC1).

What's in the kits. Surefire's own precision anodised aluminium extruded case. P.C. mounted security changeover switch, static timing light. Special selection Motorola semi-conductors. Capacitors, resistors etc. selected after 5 years experience. Glass fibre pcb, solder, complete down to last washer. Fully illustrated comprehensive instructions and full technical back up service.

SUREFIRE ELECTRONIC IGNITION

Suretron Systems (UK) Ltd.
Piccadilly Place, London Rd., Bath BA1 6PW. Tel: Bath (0225) 23194

Dept. PW1

Name

Address

*Phone order with Access: Barclaycard
VAT and P & P inc.

Quantity
required

ES200: Neg	£13.95	
C300: Pos	£17.95	
C300: Neg	£17.95	
Tacho Adapt. TC1	£3.90	

i enclose
chq/PO's
£
Chq No.

Lee Electronics Ltd

Superb Value + Advanced Technology = FRG7
(0.5-30MHz)



£215 inc. VAT



SWR25: This ever-popular twin SWR and Power meter covers 3-5-150MHz at £10.50 plus VAT, P & P 50p.



SWR200B swr/power meter covering 3-200MHz 50/75 Ohm power range 3-30MHz, 20/200/2kW. VHF 2/20/200 watt £34.95 plus VAT, P & P 50p.



CT-1 Coax Toggle 3 S0239's £5.75 plus VAT, P & P 25p.
CT-2 Coax Toggle 2 S0239's 1 PL259 £5.95 plus VAT, P & P 25p.



ART3000C
This rotator delivers the highest performance that can be expected of the standard size rotator. The unit has disc brakes to ensure excellent stopping and handles maximum load of 250kg/550lbs. £79.95 + 15% VAT.

YAESU MUSEN (FULL RANGE AVAILABLE) FREE DELIVERY IN UK

FT901DM £800.00	Y0901P £280.00	FT7B £375.00	FRG7 £185.00
FT901D £710.00	SP901 £24.00	YC7B £60.00	FRG7D £227.00
FT901DE £700.00	SP901P £44.50	FP12 £67.00	YH55 £8.75
FT101Z £500.00	FL2100Z £355.00	FT202 £103.48	QTR24 £16.00
FT101ZD £575.00	FT225RD £485.00	FT207R £173.04	YP150 £55.00
FV901DM £219.00	FT225R £445.00	YM24 £14.50	FL101 £453.00
FC901 £115.00	CPU2500RK £308.00	NC-1 £16.50	
FTV901 £245.00	NC-2 £34.50	FRG7000 £327.00	
Y0901 £240.00	FT227RB £229.00		

All prices subject to 15% VAT

ICOM RANGE

All Current Models Available
IC701 and P.S.U. £781.74
IC215 2M portable £140.87
IC202S 2M SSB £173.04
IC240 2M Transceiver £168.00
IC211E 2M FM/SSB £477.39

HI-MOULD KEYERS

HK707 Straight Up/Down Keyer £8.75
BK100 Semi auto mechanical bug £15.55
HK702 Up/Down keyer on marble base £19.50

A.S.P. MOBILE AND BASE STATION ANTENNAS

Asp 201 1/2W 2m mobile	£3.50	Asp magnetic mount	£8.95
Asp 2009 1/2 3dB 2m mobile	£7.50	Asp cutter with cable	£6.75
Asp 629 1/2W 3dB 2m mobile	£7.80	Asp E462 70cm 3dB mobile	£7.23
Asp 677 1/2 3dB 2m mobile	£13.50	Asp E667 70cm 5dB mobile	£16.90
Asp 393 1/2W 3dB 2m mobile	£17.00	Asp A659 UK 70cm 5dB base antenna	£22.00
Asp no hole boot mount	£3.70		

Post and Package: £1.00 + VAT 15%

We also stock the full range of Microwave Modules products, Shure microphones, and Standard equipment.

400 EDGWARE ROAD
LONDON W2
01-723 5521 Tlx: 298765



INSTANT H.P.
& P/EX. WELCOME
9.30-5.30 Mon-Fri.
10.00-5.00 Sat.

HI-FI GLOSSARY

6

Gordon J KING

R

REFLEX LOUDSPEAKER

One way of achieving the required "baffling" of a speaker unit (see under *Infinite Baffle* in Part 4), while utilising the low frequencies radiated from the rear of the cone to aid those radiated directly from the front, is to mount the bass unit on the front panel of an enclosure whose resonance is critically engineered to relate to the fundamental low-frequency resonance of the unit itself. Towards the bottom of the front panel, beneath the bass unit, lies an aperture which is called a *vent* or *port*.

This causes the enclosure to behave after the style of a Helmholtz resonator. By virtue of its volume and vent dimensions, the enclosure is tuned to proximity of the fundamental resonance of the bass unit. When this happens, the air pressure in the enclosure rises which acoustically damps the unit's resonance. At frequencies below the unit's resonance the cone is coupled to the mass of air in the vent, while at frequencies above resonance the "stiffness" of the air in the enclosure is coupled to the cone, owing to the high mass reactance of the air in the vent.

The net result is that two "resonances" occur at frequencies below and above the vent frequency, as shown in Fig. 26, but they are tamed by judicious acoustical damping inside the enclosure and sometimes by the application of acoustical resistance to the vent itself (see under

Acoustical Resistance Unit in Part 1). A great attribute of the enclosure is that while the vent is active, the air in it moves in phase with that moved by the front of the cone so that the low-frequency radiation is augmented while the unit remains desirably damped. This type of speaker system, therefore, is more efficient than the infinite baffle or acoustical suspension type at low frequencies, but usually has the disadvantage of being larger. For proper performance the vent area and enclosure volume need to be carefully "matched" to the resonance characteristics of the bass driver.

To get the technique to work more faithfully with smaller enclosures the vent extends into the enclosure from the aperture as a tunnel or duct, as shown in Fig. 27.

RIAA

This stands for the Record Industry Association of America and refers to disc recording and replay characteristics (e.g., replay equalisation). The term is dealt with fully in Part 3 under *Equalisation*.

RINGING

Electronic circuits and "mechanical" devices, notably *transducers* such as loudspeakers, microphones and pickups, which are subject to *resonances* tend to produce a *damped oscillation* when triggered by a *transient*. This is colloquially known as ringing. It is an undesirable effect in hi-fi, since the resulting oscillation can colour the reproduction.

The oscillograms in Fig. 28 give some illustrations of the effect as observed on the screen of an oscilloscope. The upper trace at (a) shows the squarewave output from a hi-fi amplifier when loaded across pure resistance. There is

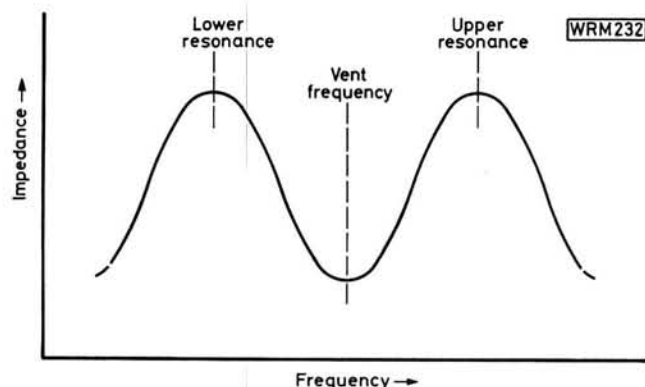

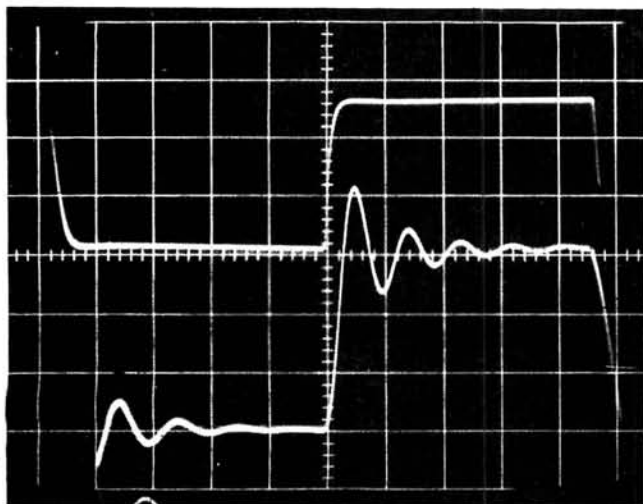


Fig. 26: Resonance characteristics of bass reflex loudspeaker system. The peaks are tamed by acoustical damping (see text)

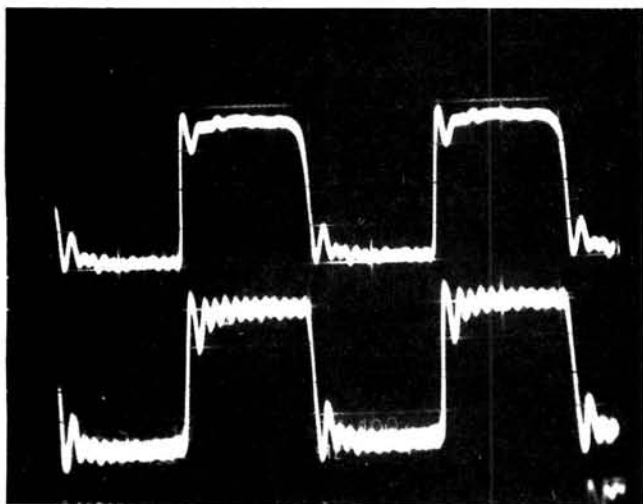
Fig. 27: The bass reflex principle is sometimes applied to smaller enclosures by extending the aperture into the enclosure by a tunnel or duct as shown



HI- \approx FI GLOSSARY



(a)



(b)

Fig. 28: Squarewave oscillograms showing ringing (a) upper trace squarewave output of hi-fi amplifier driving a resistive load which is free from ringing; lower trace when same amplifier driving into a capacitive reactance load (each horizontal division corresponds to 10 μ s). (b) Ringing from pickup cartridge playing a squarewave test record, upper trace left channel and lower trace right channel

no ringing here. The lower trace shows how ringing can develop when the output is loaded into capacitive reactance, such as might be reflected by a real loudspeaker. Here each full cycle of oscillation lasts about 10 μ s, which corresponds to a frequency of 100kHz.

The squarewaves at (b) are from a pickup cartridge playing a 1kHz squarewave test record at 2.2cm/s modulation depth, the upper display from the left channel and the lower from the right channel. Each cycle of ring here has a period of about 45 μ s, which corresponds to a resonance of about 22-kHz.

With transducers the mechanical part of the resonance results from the interaction of mass and compliance, the

ringing frequency increasing with decreasing mass or compliance according to

$$\frac{1}{2\pi\sqrt{MC}}$$

where M is the mass in kg and C the compliance in metre/newton (m/N).

The electrical resonance results from the interaction of inductance and capacitance according to

$$\frac{1}{2\pi\sqrt{LC}}$$

where L is the inductance in henries and C the capacitance in farads.

A common pickup resonance stems from the inductance of the transducer element and the capacitance of the screened connecting cable in shunt with the input capacitance of the amplifier. For example, if the inductance is, say, 500mH and the total capacitance 200pF, then the resonance frequency is

$$\frac{1}{6.28\sqrt{500 \times 10^{-3} \times 200 \times 10^{-12}}}$$

or just under 16kHz, which is an undesirably low frequency.

RISE-TIME

This refers to the time it takes an amplifier or electronic circuit to respond to a step-wave input. The step-wave at the output takes a finite time to arrive at its 100 per cent amplitude value, and the rise-time is measured between the 10 and 90 per cent amplitude points, as shown in Fig. 29.

The rise-time is related to the upper-frequency response of the network or amplifier in terms of:

$$f_{-3dB} = \frac{0.35}{RT}$$

where f_{-3dB} is the upper-frequency where the response is 3dB down from the middle-frequency response (e.g., the half-power point) and RT the rise-time.

For example, if the -3dB point of an amplifier occurs at, say, 22kHz then the rise-time is 1.59×10^{-5} seconds,

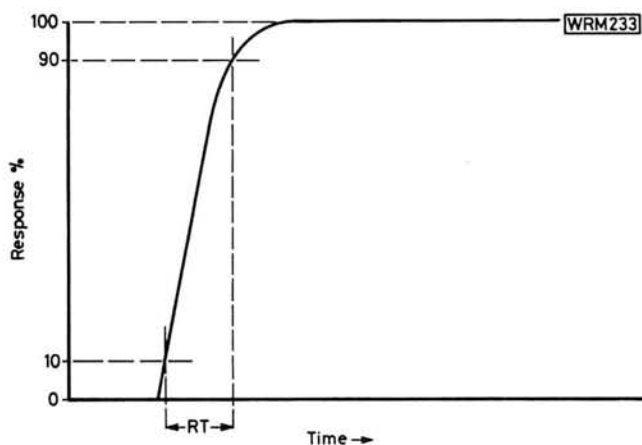


Fig. 29: Illustration of rise-time (see text)

HI-FI GLOSSARY

or 15.9 μ s. Conversely, an amplifier boasting a 2 μ s rise-time will have an upper-frequency response to the -3dB point of 175kHz. These functions apply most accurately when the upper-frequency roll-off is of a gaussian nature (e.g., as produced by a simple single-pole filter action). Rise-time should not be confused with time constant.



SELECTIVITY

This commonly refers to the sharpness of tuning and hence the discrimination provided by the tuning against unwanted side frequencies. Selectivity of an f.m. receiver, for example, is commonly measured by the application of two signals, an unmodulated one at the wanted frequency and a modulated one representing an unwanted signal. The level of the wanted signal is often set to 100 μ V, and the frequency of the unwanted signal 200 and/or 400kHz away from the wanted signal to which the receiver is accurately tuned. The level of the unwanted signal is then increased until it causes a 30dB signal/interference ratio on the tuned, wanted signal. The level of signal where this happens in dB with reference to the 100 μ V signal is an *IHF* (see Part 3) measure of selectivity—the higher the dB value, the sharper the selectivity. Latter-day f.m. receivers of the hi-fi type have a selectivity of 60dB or more (some as high as 80dB), but with f.m. the sharper the selectivity above a certain value, the higher the audio distortion owing to restriction of the upper-order f.m. sidebands.

SIDE-THRUST (CORRECTION)

Owing to the geometry of a pivoted pickup arm required to defeat lateral tracking error (see under *Offset Angle and Overhang* in Part 5) an unwanted lateral force is imparted on the arm which causes it to develop an inward (towards the centre of the record) torque. This stems partly from the overhang and the friction of the stylus/groove interface. The result is that the stylus suspension is subjected to a bias which can impair the absolute tracking ability (see later) and the inter-channel separation balance. This is countered by the application of an opposite torque provided on the arm by a dangling weight (gravity), small magnet (Decca) or a spring. The scheme is to adjust the side-thrust correction for the best tracking in combination with the tracking force using a special test record.

As the required correction is a function of friction it is related not only to the tracking force (see under *Playing Weight* in Part 5) but also to the contour and hence surface area of the stylus tip. Because the interface friction is continuously varying with modulation level, the adjustment can never be absolute (also see under *Anti-Skating* in Part 1).

SIGNAL/NOISE (S/N) RATIO

This is a dB measure between a wanted signal of stated reference level and the *noise floor* measured when the signal is removed and the input and output loading of the device under test unchanged. The latest *IHF* reference output for amplifiers is 1W into 8 ohms, which is 2.828V across 8 ohms. This output is achieved from an input of 500mV applied to a high-level source or with 5mV to the pickup input source, in either case the volume control is adjusted for the 1W output. When the input signal is removed the appropriate input is loaded in a manner to simulate the actual source which would normally be applied.

S/N ratio is another expression of *dynamic range* (Part 3); that is, the dynamic capability of the device between the maximum output and the *noise floor*.

SLOPE (RATE OF ROLL-OFF)

Following a filter action the response falls and eventually reaches an ultimate slope or rate of roll-off. This is commonly expressed in dB per octave. For example, a simple single-pole filter of quasi-gaussian nature has an ultimate 6dB/octave rate of roll-off; a two-pole filter 12dB/octave; a three-pole filter 18dB/octave, and so forth. The faster the rate of roll-off, the greater the tendency for ringing (see under *Ringings* above).



TOTAL HARMONIC DISTORTION (THD)

Owing to non-linearity, a pure tone applied to the input of an amplifier will give rise to the fundamental plus harmonics at the output. However, because most hi-fi amplifiers are remarkably linear in this sense, the harmonics are of very low relative amplitude. The spectrogram in Fig. 30 shows the fundamental and harmonic output of a hi-fi amplifier. The fundamental is 1kHz and is referred to 0dB at the top horizontal line of the scale. The 2nd harmonic is 70dB below this, the 3rd 84dB, the 4th 83dB and the 5th 86dB. The THD is the vector sum of all the harmonics resolved as a voltage with respect to the voltage of the fundamental, commonly expressed as a percentage. The THD shown in Fig. 30 is thus around 0.03 per cent.

To avoid such calculations, a distortion factor meter is often used for simple measurement whereby the fundamental is merely notched out so that only the harmonics and noise remain. The voltage of the sum of these spurious signals is then referred to the voltage of the notched-out fundamental (the datum established before the notching!) and the read-out given in direct percentage. This is sometimes incorrectly called THD; but it is more accurately *distortion factor* because it includes the noise in the measurement bandwidth as well as the harmonics.

HI-FI GLOSSARY

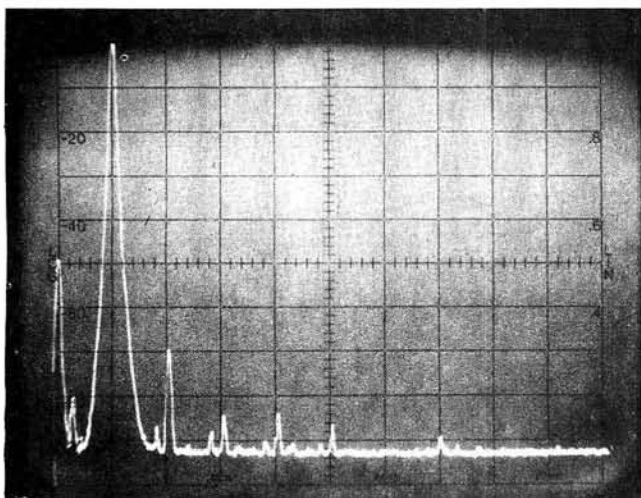
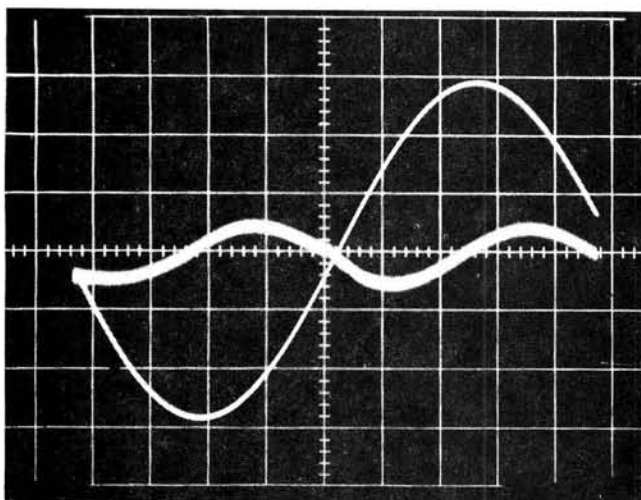
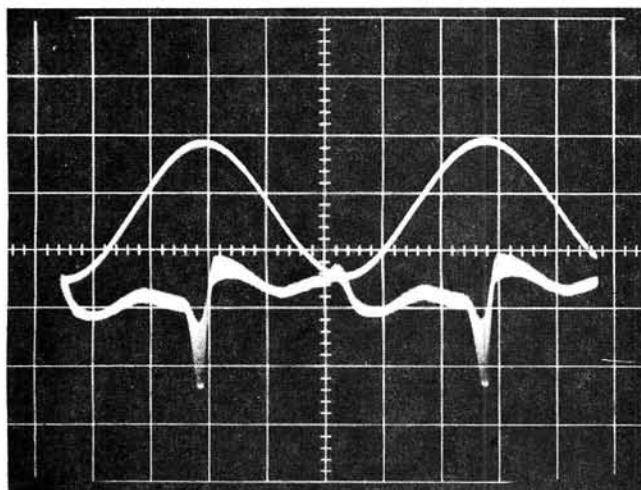


Fig. 30: Spectrogram of harmonic distortion. Scale 1kHz/div. horizontally and 10dB/div. vertically



(a)



(b)

Fig. 31: Distortion factor oscillograms (see text for details)

The oscillograms in Fig. 31 show on one trace the actual output signal before notching and, on the other trace, an amplified version of the distortion factor. At (a) the residual is essentially 2nd harmonic corresponding to around 0.03 per cent (the *PW* Winton amplifier, in fact!), while at (b) the residual is composed of a multiplicity of odd-harmonics which are less palatable than simple harmonic distortion.

Inharmonic distortion products are also created by the interaction of two or more signals in a non-linear input/output situation. This is called *intermodulation distortion*, typical products from two driving signals of, say, 15 and 16kHz being $16 - 15 = 1\text{kHz}$ (2nd-order), $(2 \times 15) - 16 = 14\text{kHz}$ and $(2 \times 16) - 15 = 17\text{kHz}$ (both of these 3rd-order).

TRANSIENT INTERMODULATION DISTORTION (TID)

Amplifiers employing *negative feedback*, as do all hi-fi designs, rely on the distortion at the output being reduced by the input receiving, along with the actual input signal, a proportion of the output signal. This feedback signal arrives back at the input as an inverted form of the actual input signal, the two signals being "mixed" at the input coupling. This results in partial cancellation, so that the gain of the amplifier is reduced in proportion to the amount of feedback applied. It also results in cancellation of distortion components and widens the small-signal bandwidth.

Now, the speed at which the output signal can get back to the input depends on the high-frequency capability of the output transistors (and hence on their speed of operation). If a fast transient is applied to the input which is faster than the speed at which the output transistors can operate, then the feedback will be late in turning down the gain of the amplifier. This can result in severe overload and in some cases "blocking" of the amplifier while the transient is passing which will, of course, produce very disconcerting distortion. The effect has been termed transient intermodulation distortion.

Latter-day hi-fi amplifier designers avoid this by using suitably fast output transistors and by ensuring by pre-filtering that a transient faster than the output transistors can never reach the input of the power amplifier and cause the trouble. In reality, though, programme signal transients are automatically limited by the nature of the source, anyway; but by using very fast test transients, which are not really related to real music signal, it is often possible to produce TID.

TIP MASS (EFFECTIVE)

This refers to the effective inertia at the tip of a pickup stylus as accelerated by the groove modulation. It takes account not only of the mass of the tip itself but also of the "levered-down" mass of the moving element as the result of the cantilever (see under *Cantilever* in Part 2).

The effective tip mass of state-of-art cartridges lies in the region of 50mg, but even this is not particularly small when considered in terms of the astonishingly high acceleration to which the stylus can be subjected by high-level, high-frequency groove modulation. For example, at

HI-FI GLOSSARY

a recorded velocity of 30cm/s and a frequency of 8kHz, the stylus is required to accelerate at around 1500g!

The effective tip mass thus determines the upper-frequency tracking ability of the cartridge (see below).

TRACKING ABILITY

Sometimes called "trackability" (after Shure), this indicates the accuracy with which a pickup cartridge will track a recorded groove of both high amplitude and high velocity. A pickup which is capable of tracking such modulation faithfully at a small playing weight would be said to have a "high trackability" owing to a low mechanical impedance at the stylus tip (also see under *Compliance* in Part 2).

TRACKING FORCE

This is a more accurate term for "playing weight" (see under *Playing Weight* in Part 5).

TRANSIENT RESPONSE

This is effectively any deviation at the output of a device from a transient type signal or step-wave applied to the input. A typical response error is ringing, already defined in this part.

TURNOVER FREQUENCY

This is basically the frequency at which the output response of a transducer or amplifier changes from the "flat" owing to a filter action.

TWEETER

A speaker unit which is designed to handle the upper frequencies of music.



VERTICAL TRACKING ANGLE

This refers to the vertical stylus movement path with respect to the real vertical of a stereo pickup cartridge. The angle is often 15 degrees forward, though is likely to differ with some cartridges, and relates to the nature of record cut. For the least distortion the vertical tracking angle should correlate to that of the record, and special test records are available for determining the angle by distortion measurement.



WOOFER

A speaker unit which is designed to handle the lower frequencies of music. A unit specifically designed to handle the middle frequencies is sometimes called a "squawker". A *frequency-divider* network is employed in a multi-unit speaker system to direct the appropriate ranges of frequencies to the woofer, squawker and tweeter.

WOW AND FLUTTER

Wow is a waver of pitch caused by uneven operation of a turntable or tape machine transport at frequencies below about 10Hz. Flutter is the effect at frequencies above 10Hz. The two together are commonly measured as an integrated percentage, often through a *weighting network* which takes account of the subjective (annoyance) aspects of the fluctuations. At DIN peak weighted percentages below about 0.1 per cent the effect is indiscernible. Recent research, however, has revealed that intermodulation products can be generated by the pitch fluctuations and impair the reproduction in subtle ways. Modern hi-fi equipment has wow and flutter values right down to 0.05 per cent or less.

Index of Partly Defined Jargon


Damped oscillation
Distortion factor
Dynamic range
Frequency divider
Intermodulation distortion
Noise floor
Negative feedback
Port
Resonance
Squawker
Transducer
Transient
Vent

END OF SERIES

Model Radio Control

Part 6

THE PW FM-80 SYSTEM



J. BURCHELL & W.S. POEL

Whilst dry batteries provide a cheap initial means of powering a radio control system the longer term economics dictate the use of some form of rechargeable batteries.

For model aircraft applications Nickel-Cadmium cells (NiCad) are widely used as they offer a reasonable power to weight and size ratio. For boat use, where weight is not of such great importance sealed lead-acid cells are often used.

Lead-acid cells can be charged quite easily using a constant voltage supply, but NiCads must be charged from a constant current source if maximum efficiency and a long working life is to be realised.

A simple constant current charger is easily built by the home constructor and the unit described in this article will allow a wide range of NiCad cells to be charged.

Operation

The basis of the circuit is a 5V regulator i.c. which is connected so that all the charging current to the battery passes through it. The common terminal is strapped to the

charger output terminal so that the regulator maintains its constant output voltage (5V) across the series output resistor. This keeps the output current constant, at a value given by $I_{out} = 5 \div R$ (amps).

The actual output current is varied by changing the series output resistor and in this unit a rotary switch performs this function.

Table 1

Current (mA)	Resistance (Ω)	Switch position
—	—	Off
15	330	1
30	180	2
60	82	3
100	47	4
250	22	5
500	10	6

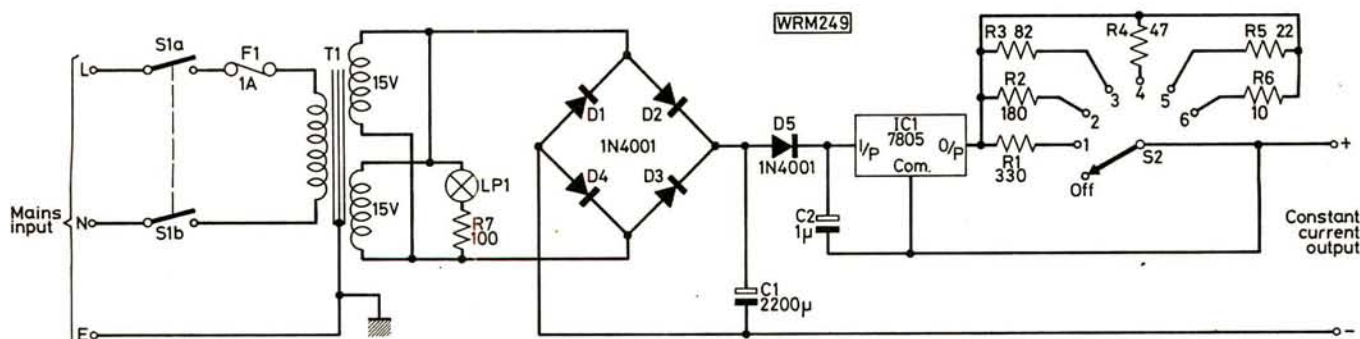



Fig. 1: Circuit diagram of the constant current NiCad battery charger



This picture shows the inside of the prototype NiCad charger. The layout is not critical and the more adventurous constructor could combine the charger shown here with the servo tester to be described in Part 7

Construction

The charger can be built in any suitable case but it should be noted that IC1 must be bolted to a suitable heat-sink if the case is not metal. The resistors and diodes can be mounted on a small piece of Veroboard. No layout is given for this as the circuit is so simple that the constructor should have no difficulties in working out a layout to suit the components he uses.

★ components

Resistors

$\frac{1}{4}$ W carbon
100 Ω 1 R7

2W 5% carbon film

22 Ω 1 R5
47 Ω 1 R4
82 Ω 1 R3
180 Ω 1 R2
330 Ω 1 R1

2.5W wirewound

10 Ω 1 R6

Capacitors

Tantalum bead
1 μ F (35V) 1 C2

Electrolytic

2200 μ F (25V) 1 C1

Semiconductors

Diodes

1N4001 5 D1,2,3,4,5

Integrated Circuits

7805 regulator 1 IC1

Miscellaneous

Transformer 15V 6VA; Metal case 135 x 80 x 55mm; Fuse and fuse holder; Veroboard; Rotary switch 1p 12w with mains switch; Knob; 4mm insulated terminals Red (1), Black (1); 14V panel indicator.

Using the charger

NiCad cells object strongly to being short-circuited or discharged below a certain voltage and therefore it is important to ensure that you do not leave equipment powered by NiCads switched on for long periods. To obtain maximum life from the cells some makers recommend discharging the cells to a given voltage before charging and then constant current charging for a fixed time period.

However, as NiCads can be charged for well over twice the theoretical time, it simplifies the charging procedure if the cells are placed on charge immediately after use and given a charge based on the assumption that they are discharged down to the endpoint voltage.

The charging rate for the cells in your battery pack will be specified by the supplier and this should be adhered to if maximum life is to be achieved. The cost of NiCad battery packs is high and careful charging will ensure that your bank balance stays reasonably healthy as well.

Part 7 will describe a simple servo test unit.

A licence is required to operate radio control equipment. This costs £2.80 for five years. Application forms are available from: The Home Office, Radio Regulatory Dept., Waterloo Bridge House, Waterloo Road, London SE1 8UA



A LANDLINE MUSEUM



Over the past ten years, members of the Worthing Associate Section of the Institute of Post Office Electrical Engineers, have collected many items of obsolete telephone equipment. These form the nucleus of a museum at Worthing's Swandean exchange.

As I opened the door the chatter of the relays and selectors of a 1938 automatic switching unit heralded the fact that this is a working museum. This became even more obvious when I noticed the wide variety of household telephones connected through it. Among these instruments I could see a 1902 Magneto phone, made in Coventry by the Consolidated Telephone Company, and a 1920s "Candlestick" phone mounted on a "walligraph", just as in the American movies. Examples of the polished wooden-cased wall phones, a robust call-box unit of the mid-1930s complete with the famous buttons A and B and samples of the first telephones with the combined handset (HMT) used in the 1930s and 40s, firstly with a separate bell and later with an internal bell, were also in evidence.


The museum was set up by Alec Bonsall, Chairman of the Worthing Associate Section, David Rudram, Peter Russell and Fred Stanford. Fred describes himself as "the scrounger" because, like the others, he has gone to great lengths to rescue much of the equipment on display.

Ron HAM


The 14ft high ceiling allowed them to instal the upper parts of telegraph poles showing the "maypole" and ring type methods of cable distribution, the steps and arms of a route pole complete with the appropriate insulators for carrying uninsulated line wires. One prominent exhibit, at the top of one pole is a life-like model of an engineer, dressed in overalls and rubber boots with a leather safety belt, tool bag and linesman's telephone.

Wartime Service

During WW-2 a special connecting box was fitted, about 1.6m a.g.l., on some poles so that members of the Royal Observer Corps could hastily couple equipment to the line if the need arose. Displayed alongside this box is a typical emergency telephone unit, housed in a polished wooden box, complete with its own power supply and ringing generator and wired, so that it could work on all Post Office systems.



The Metropolitan Police telephone box among a selection of switchboards



Alec Bonsall (right), Fred Stanford (left), Dave Rudram (seated in a Post Office foreman's chair)

While Alec demonstrated an early scrambler system, Dave showed how an emergency call was received in a blue, 1940s, Metropolitan police box, which stands majestically in the museum complete with its roof-top, amber, emergency light.

Among the rarer items is a section of lead sheathed, multi-way, cable from the National Telegraph Company days of before 1912, an Austrian telephone unit with glass bell-gongs, a special pair of scissors for cutting entangled kite strings away from the lines, fire buckets with George V labels, and a combined, front and rear, oil lamp from a Post Office cable joiner's hand-cart.

While I was comparing bits of coaxial and submarine cables with a section of modern wave-guide, Fred drew my attention to a super-sensitive galvanometer, made by Sulivans circa 1900, with a f.s.d. of a few micro-amps and a 1934 audio noise generator and receiver, for testing transmission lines. Like several others in the collection these two instruments are beautifully manufactured and their brass and glass is a sheer joy to look at.

When I left the museum there was no doubt in my mind that with the overwhelming enthusiasm of Alec, Dave, Fred, Peter and others of the section, this already magnificent collection is only the beginning of a project which will eventually show the complete technical history of the telephone service. ●

KINDLY NOTE!

PW "Trent" 150W Amplifier, June and Aug. 1979

In Part 1 of the article (June 1979), the base and collector connections to Tr3 (Fig. 7) were incorrectly labelled; the centre lead wire should have been marked "c" and that nearest VR1, "b". Constructors should also note that the device used for Tr3 should be contained in a TO126 package—should this not be so, it is possible that the transistor appears correctly fitted but is, in fact, wrongly configured electrically.

In Part 2 (Aug. 1979), the BD135 has been drawn with its base and collector reversed; its base should be connected to pin 6 of the 723 regulator and its collector to +Vcc.

Battery Eliminator, March 1980

The electrolytic capacitor, C1 is shown reversed in the wiring diagram. The circuit diagram is correct.


Noise Blanker, September 1979

R3 in the circuit diagram should be connected between the junction of C4/5 and the negative supply rail. The p.c.b. is correct. The i.c. is available from Ambit International.

Radio Control—Electronic Speed Controller, March 1980

The capacitor shown alongside VR2 in the p.c.b. component placement drawing (Fig. 3) should be labelled C6 (not C3). The manufacturers of the output devices have decided to renumber them and they are now called L149 instead of TDA1490. Ambit International should have these in stock by now.

The circuit diagram of the servo unit (Feb. 1980) shows R1 and C2 in series but shorted out. These two components should be in parallel between Pin 2 and 0 volts. The p.c.b. is correct.



Aerials and aerial accessories are very definitely among the most popular topics covered in *Practical Wireless*. In response to requests from readers, we've reprinted a selection of articles from the past three years, plus two new features—one by Ron Ham on v.h.f. propagation, the other describing the "Ultra-Slim Jim", a new version of that most popular 2-metre aerial design by Fred Judd.

Out of Thin Air has 80 pages, 295 x 216mm, and is available from W. H. Smith price £1.25, or by post from Post Sales Department, IPC Magazines Ltd., Lavington House, 25 Lavington Street, London SE1 0PF, price £1.50 including postage and packing to UK addresses, or £1.80 by surface mail overseas. Please ensure that your name and address are clearly legible.

OUT OF THIN AIR

Please send your order and remittance to:

**IPC Magazines Ltd., Post Sales Department,
Lavington House, 25 Lavington Street,
London SE1 0PF**

Please send me.....copies at £1.50 each to include postage and packing (£1.80 surface mail overseas)

I enclose P.O./Cheque No.....Value

UK remittances must be by crossed postal order or cheque (name and address on back please) and made payable to IPC MAGAZINES LTD

NAME
(BLOCK LETTERS)

ADDRESS
(BLOCK LETTERS)

.....

.....

.....Post Code

Remittances with overseas orders must be sufficient to cover despatch by sea or air mail as required. Payable by International Money Order only

Company registered in England. Regd. No. 53626


A subsidiary of Reed International Limited

— Cut round dotted line —

ADD-ON

N.B.F.M. DEMODULATOR

R.A. PENFOLD



Narrow band frequency modulation (n.b.f.m.) and phase modulation (p.m.) now seem to be the established forms of modulation for local activity on the 2 metre amateur band and are also used by many amateurs for DX working. There are definite advantages with these modulation systems when compared to forms of amplitude modulation (a.m. c.w. and s.s.b.), such as freedom from TV interference and similar problems and the relative simplicity of generating these types of signal. When demodulated properly, these forms of transmission also have good immunity to pulse interference and mobile QSB flutter, which makes them the obvious choice for the mobile operator.

The main disadvantage of n.b.f.m. and p.m. for many people is simply that their receiving equipment is not designed to demodulate this type of signal. Most of the older v.h.f. equipment still in use today was designed for a.m. operation and the same is also true of the commercial radio telephone equipment which is often adapted for 2 metre amateur use. In the author's case, 2 metre band reception is by means of a converter and a s.w. receiver. This is quite a popular method of reception, but virtually no s.w. sets have an f.m. discriminator (including the author's receiver).

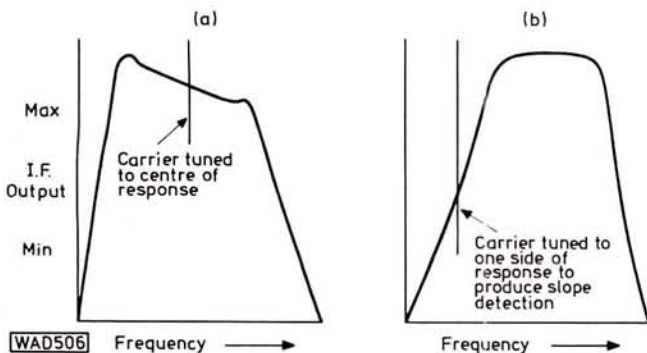


Fig. 1: Typical i.f. response curves

Principle

Phase modulation and n.b.f.m. reception requires an i.f. response of the type shown in Figure 1(a). The selectivity is provided by the i.f. filters in the usual way and the linear sloping response within the passband is provided by a special type of demodulator. The response of an a.m. receiver is usually something like that shown in Figure 1(b), and this can be used for n.b.f.m. and p.m. reception by tuning the carrier slightly away from the centre of the response. As the carrier and subsequently the i.f. deviates up and down in frequency, the slope of the skirt selectivity produces a varying output voltage; this is, of course, the required audio signal.

One drawback of this system is that the f.m. or p.m. signal occupies only a small part of the i.f. passband, which is obviously less than ideal. Another problem is that the signal is being demodulated on a slope which is far from linear with a consequent high level of distortion present in the audio output. Also, there is usually very little latitude in the setting of the tuning control which makes tuning to a station rather critical and difficult.

Circuit

The obvious answer to the problem is to modify the receiver by adding a n.b.f.m. demodulator and it is such a unit which forms the subject of this article. The circuit diagram of the unit appears in Figure 3 and as will be apparent from this, the unit employs standard readily available components.

The demodulator is of the quadrature type, and is based on IC1. This is a Texas SN76660N device which also contains a high gain limiting amplifier and a d.c. volume control circuit as well as the quadrature detector. The d.c. volume control function is not used here, and the appropriate pin of the i.c. (pin 5) is therefore left unconnected. This i.c. is primarily designed for use as a wideband

f.m. demodulator in TV receiver sound channels or in high quality f.m. broadcast receivers, but it works perfectly well as a n.b.f.m. discriminator. Coil L1 is the quadrature coil and this is the primary winding of an ordinary 470kHz i.f. transformer. In a wideband application the i.c. would normally be used at a frequency of 6MHz or 10.7MHz and the fact that it is working at a far lower frequency here automatically reduces the bandwidth of the demodulator so that it provides a good output level and signal-to-noise ratio from a n.b.f.m. signal.

Although L1 has a nominal operating frequency of 470kHz it can be adjusted to suit any i.f. in the standard 455 to 470kHz range. The tap on the primary of L1 and the secondary winding are of no consequence in this application and they are left unused. Capacitor C8 is used to "roll off" the upper frequency response of the audio output signal and this gives an improved signal-to-noise ratio.

Tr1 is a JUGFET source follower stage which is used to provide buffering at the input. Capacitor C2 provides input d.c. blocking and R1 is the gate bias resistor. In the original circuit the discrete i.f. stage using Tr2 was omitted and the right hand end of C3 connected to pin 14 of IC1. A 6.8k Ω resistor was connected between pins 13 and 14 of the i.c. to provide the necessary d.c. path between these two points. The circuit was then fed from the collector terminal of the first i.f. transistor of the receiver and on a few stations this arrangement worked very well.

However, on many stations the audio output was extremely distorted and this was obviously due to the first i.f. filter of the receiver (a 7kHz mechanical filter) providing an inadequate bandwidth. On a.m. a lack of i.f. bandwidth results in a loss of high frequency response, but on f.m. the situation is completely different. The modulation frequency determines how fast the carrier frequency varies about its nominal figure. The bandwidth is dependent upon the amplitude of the modulating signal. Thus transmissions which used only a low level of modulation could be received perfectly well, whereas those using a high level of deviation produced a clipped audio signal as the carrier went outside the passband of the receiver for much of the time. In fact some stations (particularly mobile ones) used such a high level of deviation that the resultant audio signal was virtually unintelligible. Some stations which produced an 'S' meter reading of about 9 when unmodulated went down to about strength 1 or 2 when modulated!

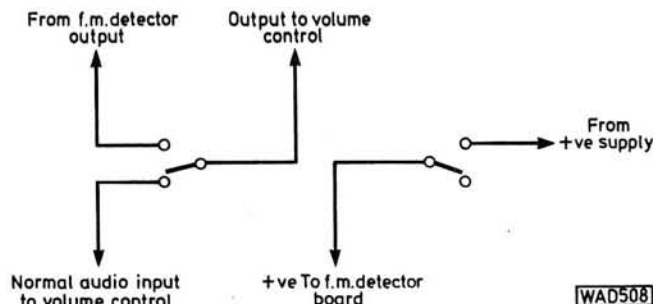


Fig. 2: Required switching arrangements

It was therefore necessary to add the extra i.f. amplifier stage so that the signal could be extracted from earlier in the receiver and was not then subjected to the constraints of the first i.f. filter, thus providing the necessary wide bandwidth.

Of course, if the unit is used with a receiver having a fairly wide bandwidth ahead of the first i.f. amplifier stage, perfectly satisfactory results should be obtained using the simplified circuit described above.

Construction

The unit is assembled on a printed circuit board and full details of this are provided in Figure 4. Although this is designed for the circuit of Figure 3, it could be readily adapted to take the simplified version of the unit. The board can be mounted in any convenient place on the receiver chassis and if the set is a negative earth type, the negative supply rail connection can be obtained via the mounting bolts, but if the receiver has a positive earth rail it will be necessary to mount the board in a way which insulates it from the chassis.

An on/off switch and audio changeover switch will be required and this can be accomplished using a d.p.d.t. switch as shown in Figure 2. The QR666 receiver has a suitable switch already installed (this being intended to switch an optional f.m. broadcast tuner in an out of

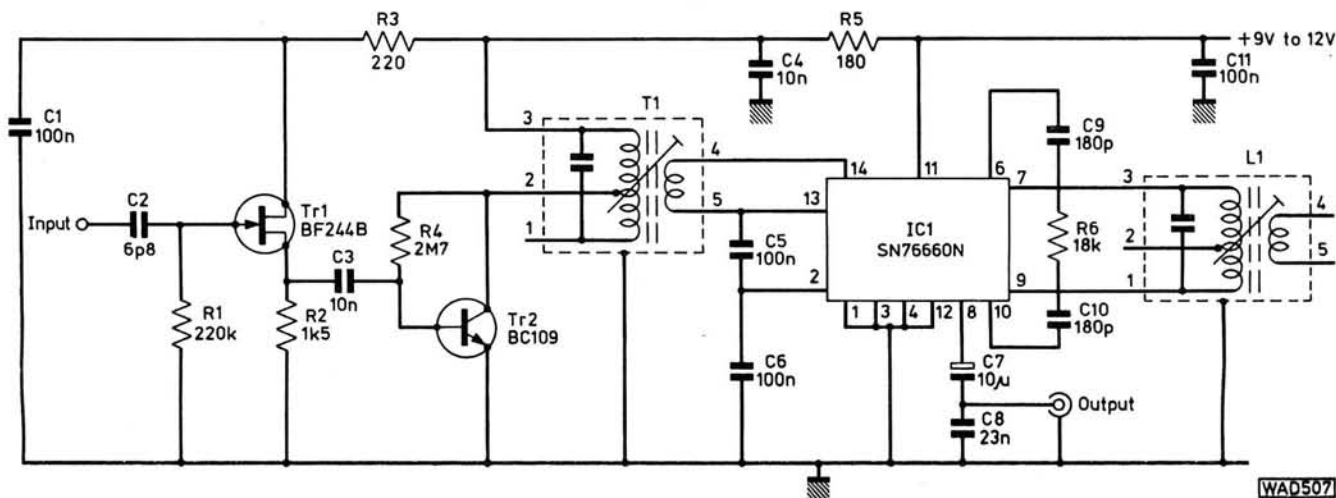


Fig. 3: Circuit diagram of n.b.f.m. demodulator

Resistors

$\frac{1}{4}$ W 5% tolerance

180 Ω	1	R5
220 Ω	1	R3
1.5k Ω	1	R2
18k Ω	1	R6
220k Ω	1	R1
2.7M Ω	1	R4

Semiconductors

Transistors

BC109	1	Tr2
BF244B	1	Tr1

Integrated circuits

SN76660N	1	IC1
----------	---	-----

Capacitors

Ceramic

6.8pF	1	C2
180pF	2	C9,10
10nF	1	C3
33nF	1	C8
100nF	5	C1,4,5,6,11

10V electrolytic

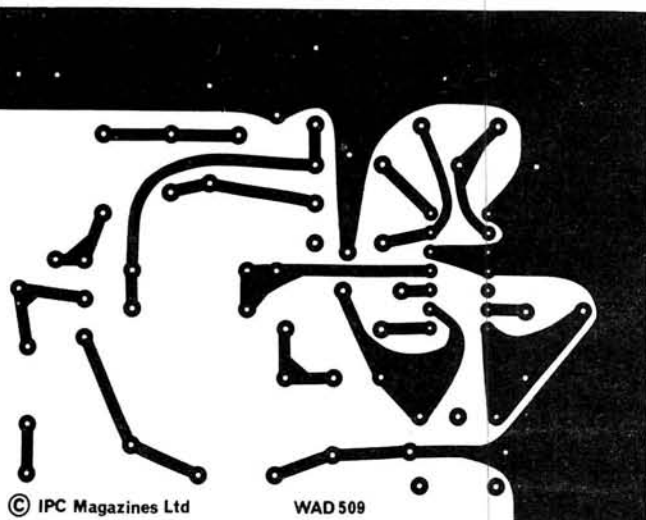
10 μ F	1	C7
------------	---	----

Inductors

Denco IFT14/470kHz	1	L1
Denco IFT13/470kHz	1	T1

Miscellaneous

Min. d.p.d.t. switch; printed circuit board.



circuit), but in most cases, with other receivers, it will be necessary to add a switch in some convenient position on the front panel.

The input lead should be no longer than absolutely necessary and connects to either the drain, collector, or anode of the mixer, whichever is appropriate to the type of device used in the main receiver. The unit requires a supply voltage of 9 to 12 volts, and the current consumption is about 15 to 20mA. The audio output level depends upon the amount of deviation of the received transmission of course, but this is usually something in the region of 300mV peak-to-peak and is from a source impedance of 2.6k Ω . If preferred, the unit can be built as a self-contained external unit, feeding either high impedance headphones or an amplifier and speaker, (an LM380N i.c. amplifier is suitable). Inexperienced constructors should *not* try to build the unit into expensive equipment unless they are able to obtain help and advice from someone who is suitably competent.

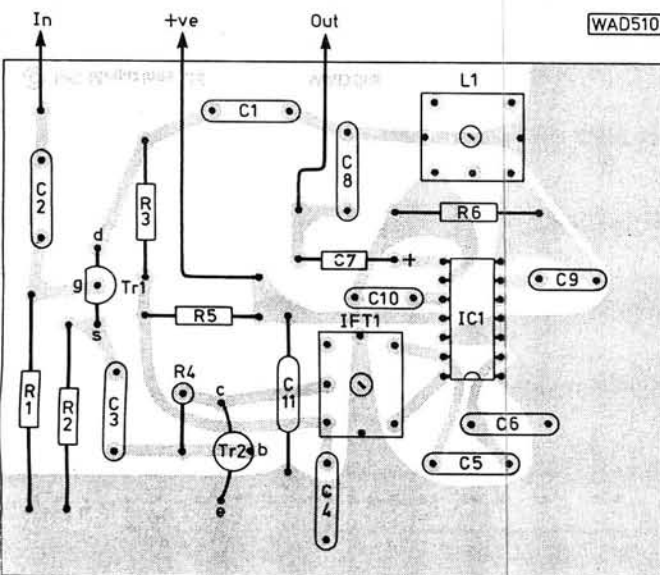


Fig. 4: The p.c. board layout reproduced full size

Adjustment

Start with the set in the a.m. mode, find a 2 metre f.m. transmission and tune the carrier to the centre of the receiver's passband. With the set switched to the f.m. mode there should be an audio output, although it will probably be rather weak, distorted and noisy at this stage. The core of T1 is adjusted for minimum background noise. A proper trimming tool must be used such as the Denco TT5 when adjusting the core of T1 and L1 as use of the incorrect tool will damage this type of tuning core.

The core of L1 is adjusted for maximum audio output; the setting of this core is not particularly critical as the demodulator has a fairly wide bandwidth. With L1 adjusted correctly there should be about half the supply rail potential at pin 8 of the i.c. and "rocking" the core should result in a rise and fall in this voltage. There will be a fairly high background noise level when the receiver is not tuned to a station, but the noise should subside in the presence of a reasonably strong carrier.

NEXT MONTH IN...

practical

WIRELESS

DON'T 'TIME~OUT'...

BUILD OUR

VHF/UHF REPEATER STATION TIMERS



If you work mobile stations through the local repeater and find it difficult to count to sixty while trying to remember the callsign of the station and find something worth saying then this project is for you. An audible warning is given one, two or three minutes after you have started your over

ACOUSTIC FLASH TRIGGER

This device enables anyone interested in photography to take pictures of the most difficult of things—objects in rapid motion. The unit makes use of the shock wave produced for triggering purposes, complete with an inbuilt delay system for timing the camera

**SPECIAL
TOOL OFFER**

A Reproduction Vintage Wireless Set Part 1



Robert THORNTON, C Eng, M I Chem E

On 20 June 1920, sixty years ago this year, Dame Nellie Melba sang into the microphone of a radio transmitter at the Chelmsford works of the Marconi Company. So dawned the era of entertainment broadcasting in this country. Recently there has been renewed interest in radio equipment of these early days.

The receiver described in this article is constructed in the style of an instrument built around 1923–25, yet it uses readily available components.

Obviously for this reason the receiver cannot be an exact replica of any earlier set, but as far as possible the circuits used (taken from *"The Radio Experimenter's Handbook,"* 1922), the style of construction and the method of operation have been retained. It is what is known as a panel receiver, in which the valves and other components are mounted on a panel and exposed to view. This manner of assembly lasted until about 1925, after which all the "works" tended to disappear into cabinets.

It is interesting that the constructor tackling this project today faces many of the same problems as his 1923 counterpart: components which cannot be easily bought have to be made or improvised.

This is a battery-operated, three-valve receiver with

reaction. The complete circuit is shown in Fig. 1. The tuned circuits are an early form of band-pass arrangement. Aerial tuning is accomplished by L1a–b, L2 and VC1. Switch S1 provides either parallel or series tuning, and S2 selects tapings on the inductance. VC1 is a 1000pF variable capacitor and consists of a standard two gang 500pF tuning capacitor with the gangs wired in parallel. L2 provides coupling to the grid circuit of the detector valve V1. This is tuned by L5, L6, and VC2, and is a leaky grid detector. Switch S3 selects the waveband (long or medium) covered. The grid leak resistor R1 is mounted between terminals on the panel to facilitate easy adjustment.

Reaction

Reaction is provided by a "swinging coil". Part of the residual r.f. output from V1 is coupled back to the input by means of the reaction coils L3 and L4. By varying the distance between L3 and L5 the degree of coupling and hence the amount of reaction can be controlled. This detector arrangement was referred to in 1922 as the "Autodyne" circuit.

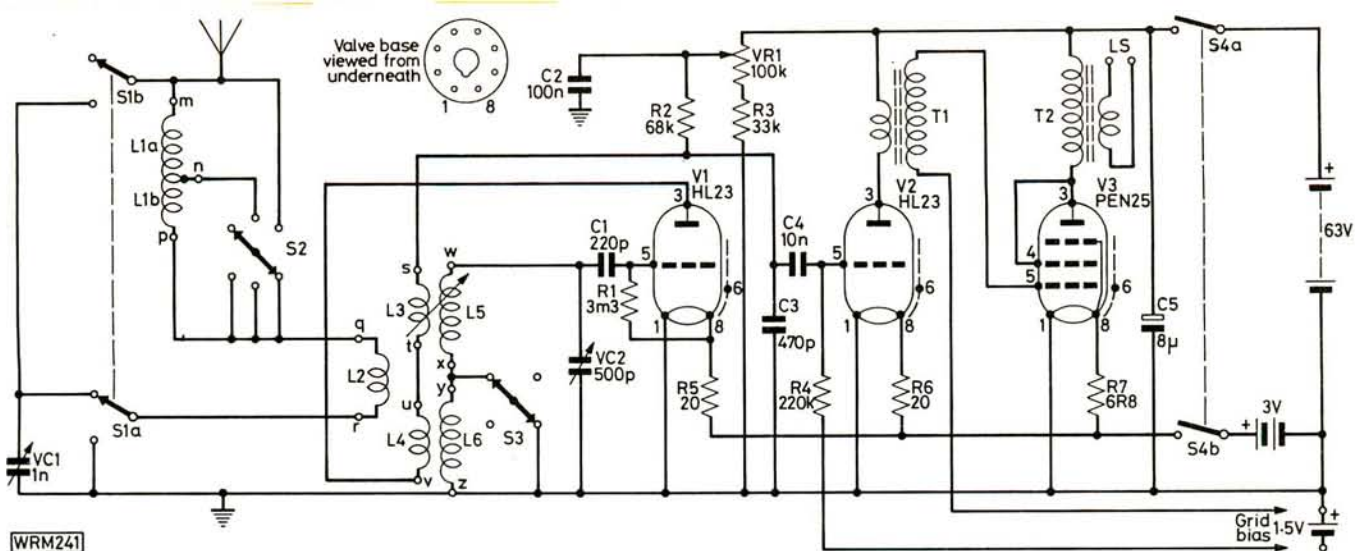


Fig. 1: The complete circuit diagram of the vintage valve receiver

To ensure success of this circuit the anode voltage on V1 must be carefully controlled. In early receivers this was achieved by having multiple tappings on the high tension battery. This is not convenient here, so as an alternative the potentiometer VR1 in conjunction with R3 is used to adjust the voltage. Capacitor C2 is used as a decoupling component.

The audio output from V1 is developed across the anode load R2, and is resistance-capacity coupled to the grid of V2 by means of C4, with unwanted r.f. being shunted to earth by C3. V2 is part of a conventional a.f. amplification stage, which is transformer coupled by T1 to the output valve V3. This arrangement of R-C and inductive coupling was common in sets of the early 1920's, as it gave a high overall gain with little tendency to howl or oscillate uncontrollably.

Intervalve transformers are unobtainable now, but a miniature 20-0-20 volt mains transformer was found to be an excellent substitute, giving a step-up ratio of 6:1. The output of V3 appears across the primary of the loudspeaker transformer T2. These transformers are still available, although another mains transformer with a turns ratio of about 60:1 could be used (for a 3-8Ω speaker).

Capacitor C5 provides a low impedance path to earth for any unwanted a.f. signals appearing on the h.t. line.

The 1922 circuit used a large paper capacitor, but a more modern electrolytic component suits the purpose admirably.

High tension batteries are of course out of the question nowadays. The power supply is obtained from seven 9 volt transistor batteries wired in series. The total h.t. current is about 3mA, so the drain on the batteries is not great.

The valves specified are 2-volt filament types. Ideally a 2 volt accumulator should be used to power them, but these are no longer easily obtainable, so a 3 volt torch battery is used instead with dropper resistors R5, R6 and R7 in the filament circuits. The grids of the a.f. valves will generally require a negative bias potential to make them operate over a linear portion of their characteristics. This is provided by a 1.5 volt grid bias battery. In fact, owing to the rather low h.t. used it was found that V2 did not require any bias, and so the grid leak R4 could be returned directly to the earth line. However, if different valves or h.t. voltages are used, this will not necessarily be the case, and bias supply points for V2 and V3 are provided on the panel.

Some experiment will do no harm here, but the grids should be biased as negatively as possible (consistent with obtaining good amplification and no distortion) in order to minimise h.t. current.

★ components

Resistors

$\frac{1}{2}W$ 10% carbon composition

6.8Ω	1	R7
10Ω	4	R5a,5b,6a,6b (see text)
33kΩ	1	R3
68kΩ	1	R2
220kΩ	1	R4
3.3MΩ	1	R1 (see text)

Potentiometers

100kΩ (lin.)	1	VR1
--------------	---	-----

Valves

HL23	2	V1, V2
PEN25	1	V3 (see text)

Switches

Toggle d.p.d.t.	2	S1,4
Open stud	2	S2,3 (see text)

Capacitors

Mica

220pF	1	C1
-------	---	----

Ceramic

470pF	1	C3
10nF	1	C4

Paper 150V

0.1μF	1	C2
-------	---	----

Electrolytic

8μF (150V)	1	C5
------------	---	----

Variable

500pF	1	VC2
1000pF	1	VC1 (2 x 500pF)

Miscellaneous

Intervalve transformer (see text) T1; Output transformer (see text) T2; Mazda Octal valvebases (3); Horn loudspeaker; Screw terminals (11); 32 s.w.g. enamelled copper wire (2 oz); Black "Formica"; wood; screws, etc.

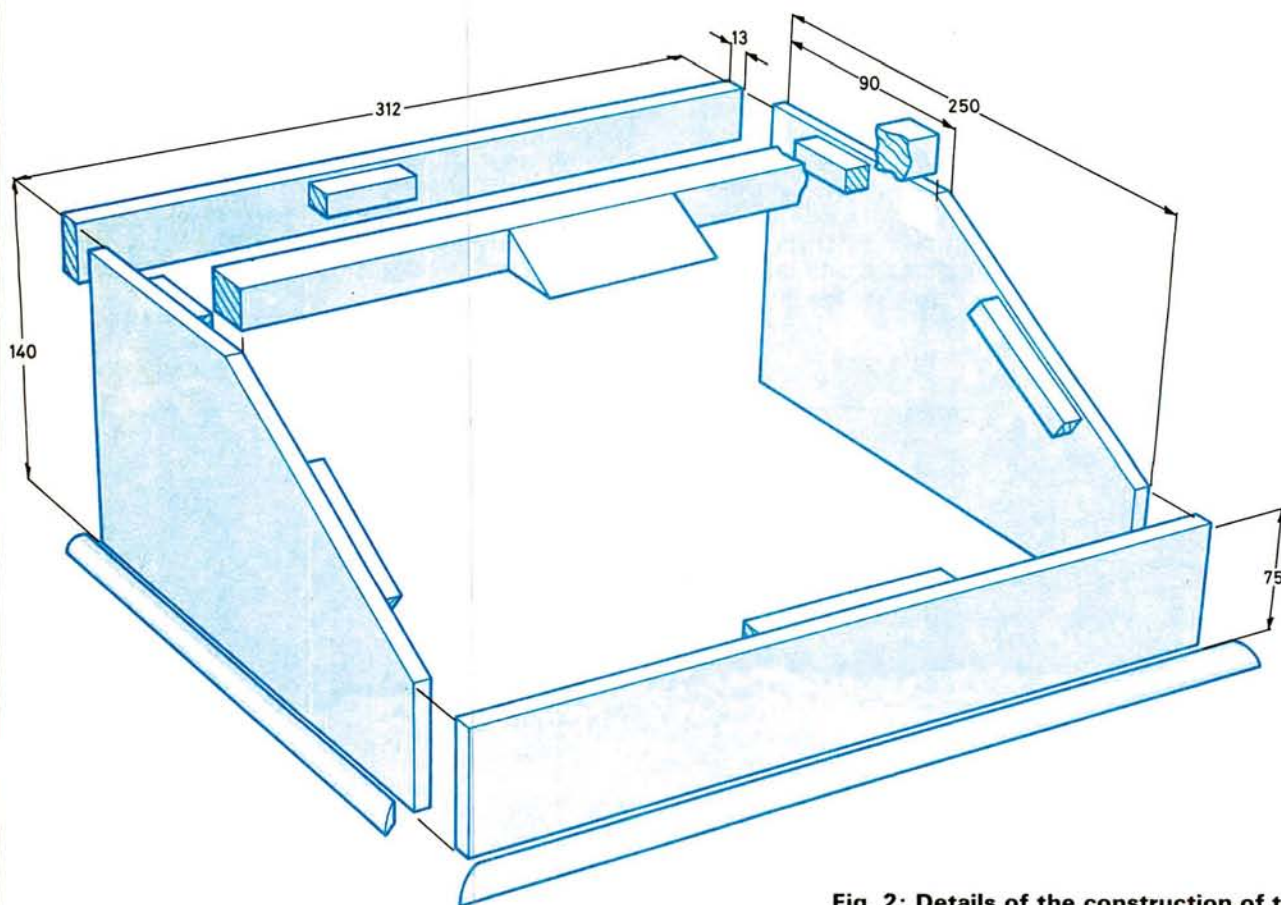
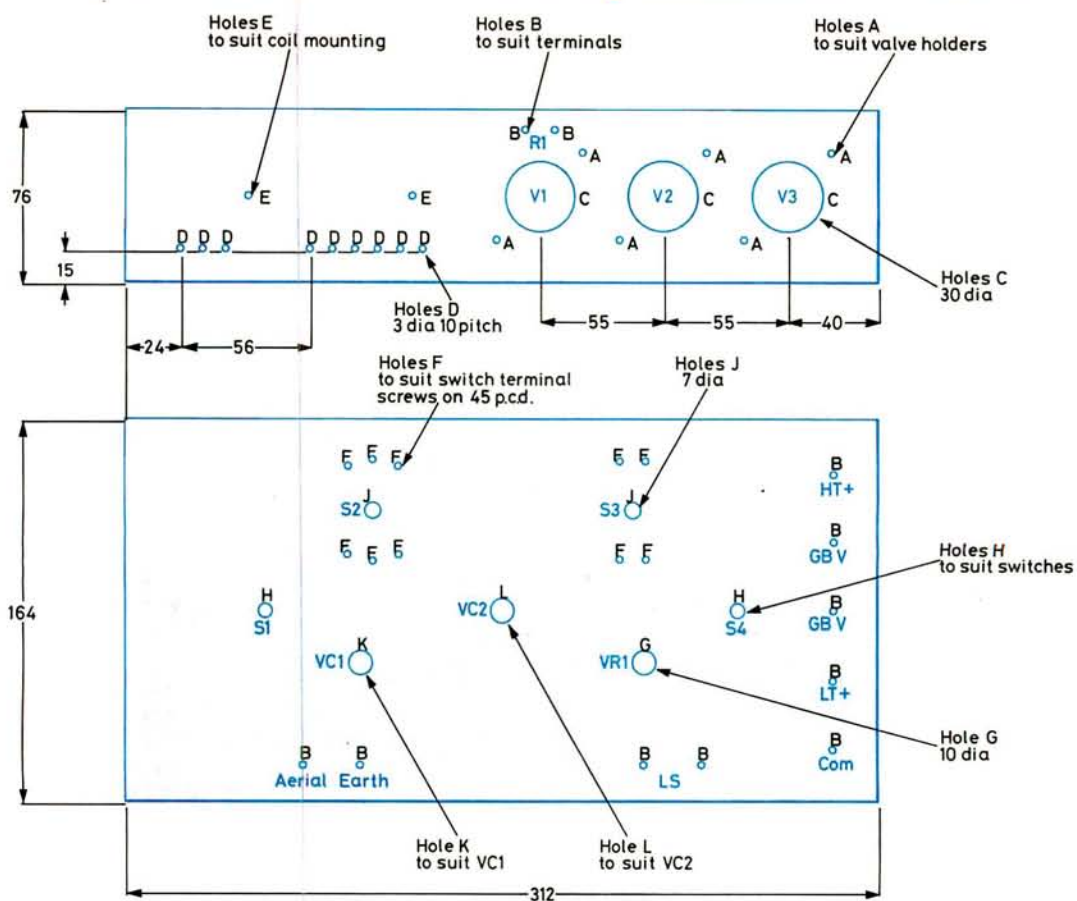


Fig. 2: Details of the construction of the cabinet and front panels

Valves and Alternatives

Obtaining suitable valves may prove to be one of the more difficult parts of this project. The constructor of 1923 would have used bright emitter triodes, but these are museum pieces now. Dull emitter valves with similar characteristics are employed here. Those specified by the author (and many others) are currently obtainable from several advertisers in *Practical Wireless*, but are presumably not available in unlimited quantities. V1 and V2 are small signal general purpose triodes, HL23. They are not really suitable for output purposes, so a PEN25 valve was used in this position. This is in fact a pentode, but is connected as a triode.

There are many other valves which will work in this circuit. Virtually any battery-operated triodes or pentodes connected as triodes may be used, though valves in the output position should be capable of passing at least 3mA of anode current. The other point to watch is the filament voltage and current. If the current drawn is too high, torch batteries will not suffice and other arrangements will have to be made. Filament resistors must be changed to suit. The HL23 valves consume 0.05A filament current; the PEN25 takes 0.15A.

Valves from the B7G 1.4 volt range may also be tried (connected as triodes) with a single cell for the filament supply. For a complete list of all the possibilities the constructor should consult a book such as "*Radio Valve Data*," Book 1 (W. J. May, Bernards Radio Manuals) available in most reference libraries.

Constructional Details

The first job is to construct the case and panels for mounting the components. The appearance of the receiver is important—many early sets had superb cases—so some effort here will be well worth while. The general idea will be seen from the photograph, and an exploded view of the assembly is shown in Fig. 2.

The dimensions may of course be varied to suit the components used and the constructor's taste; those given were found convenient by the author.

The sides and front of the case may be made from 8mm plywood, pinned and glued together. The panels would have been ebonite in 1923; today dead black Formica makes an excellent substitute. The panels are fastened using chromium plated round headed screws and suitably positioned wooden blocks glued to the inside of the case.

The layout of the panels is shown in Fig. 2. The variable capacitors VC1 and VC2 may be attached directly to the panel with short bolts, and the potentiometer VR1 uses its own fixing nut. The terminals should be large brass types, although an insulated terminal may be used for HT+. S1 and S4 are of the toggle variety; these are not strictly "period" but the author's attempt to make knife switches was singularly unsuccessful!

Stud Switches

A characteristic feature of many of these panel radios was the multiple way switches used to select tapplings on the inductances. These usually consisted of a wiper moving over a series of brass studs set in the ebonite panel. The idea is copied here, and Fig. 3 shows the construction of switches S2 and S3. Brass 4BA bolts form the studs. The wiper was a strip of printed circuit board 10mm wide by 50mm long: this has just the right amount of spring, and can be glued to a suitable knob with Araldite.

WRM244

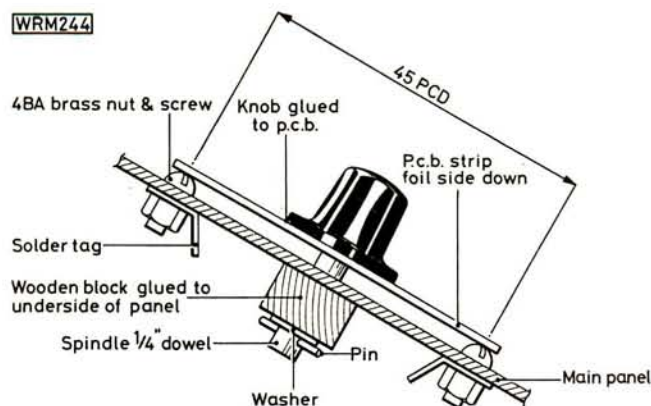
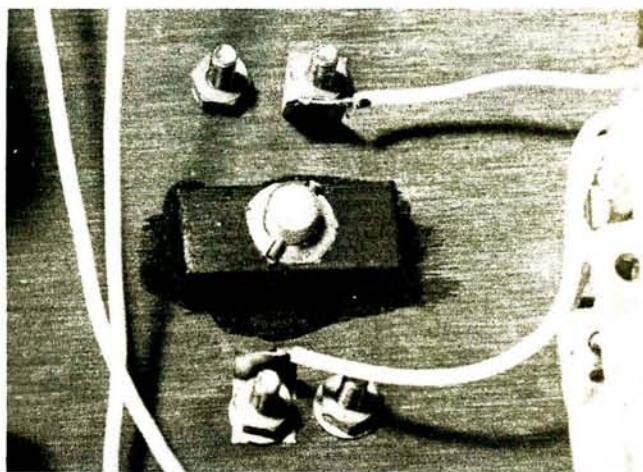


Fig. 3: Constructional details of the stud switches. Further details can be seen in the photograph below



Valve Holders

The valves specified require Mazda Octal valve holders, and these are virtually unobtainable now (B7G holders for the 1.4 volt range of valves can still be purchased). The author resorted to making his own, and Fig. 4 shows how this was done.

Very accurate drilling is required, and the best way to achieve this is to make a template. Prepare a "pancake" about 10mm thick of an epoxy resin based filler (such as is used for filling dents in car bodies) and while it is still soft press the valve base into it to leave deep impressions of the

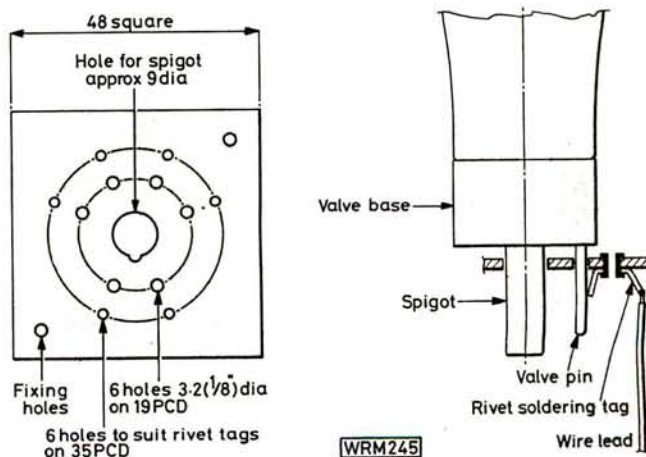


Fig. 4: Method used to make Mazda Octal valve holders


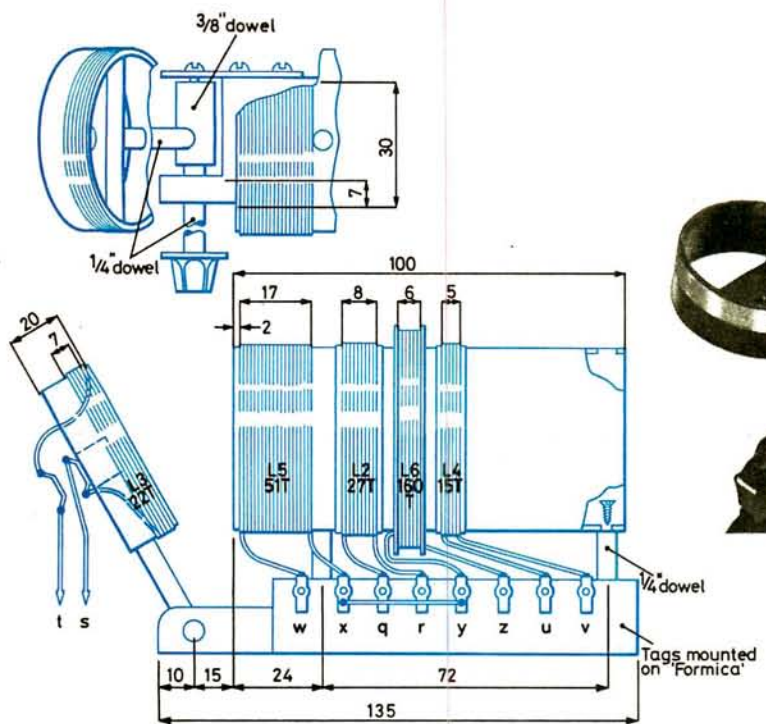
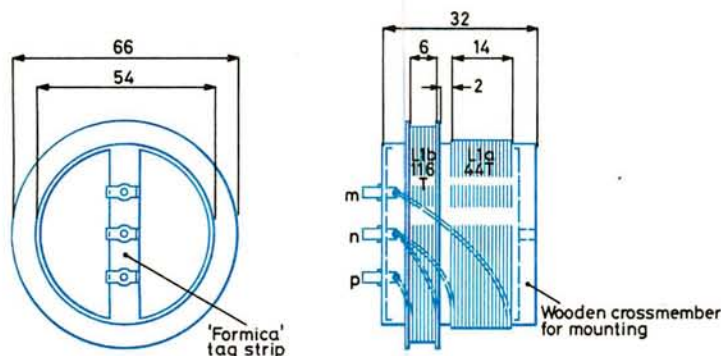



Fig. 5: Coil winding details. The main tuning coil with the swinging reaction coil is shown above with L1 shown below



All coils 32s.w.g. enamelled copper wire wound in same direction



WRM243

pins and central spigot. When the filler is hard, sand it down so that the impressions make holes right through, and use this as a template and guide for drilling. Electrical contact is made with rivet soldering tags set up to bear against the sides of the valve pins. Provided the tags and pins are clean, no trouble should be experienced with intermittent contacts.

Coil Winding Details


The coils for the set must, of course, be hand wound. Although this may look a difficult job, it is much easier to do than to describe. The two parts of coil L1 are wound on a 54mm diameter cardboard former. This was actually a stout cardboard tube of the type used to contain rolled documents. Cut the tube carefully to size, and glue in the

mounting bracket and tags using Araldite as shown in Fig. 5. Glue on the two annular cardboard cheeks which contain L1b spaced 6mm apart. Paint the former inside and out with matt black paint. L1a consists of 44 turns of 32 s.w.g. enamelled copper wire close wound in a single layer over a distance of about 14mm. Anchor the beginning and end of the winding by passing the wire through pin holes in the former. Coil L1b consists of 116 turns also of 32 s.w.g. enamelled wire wound at random between the cheeks on the former. Slip lengths of sleeving over the wire ends and solder to the tags as shown (having first scraped off the enamel insulation).

Coils L2, L4, L5 and L6 are all wound in the same direction on the same former, also of 54mm diameter, according to the details given in Fig. 5. Again, paint the former before winding the coils.

These are mounted on the top panel in full view, so some care in the construction pays dividends, both in the

appearance and the performance of the set. All the windings are of 32 s.w.g. enamelled wire. Notice that sections L2, L4 and L6 are wound on collars that slide along the former (for later adjustment). The best way to do this is to wrap several layers of paper around a length of the same tube from which the former was cut. Then carefully glue a strip of thin card about 3mm wider than the winding to form a collar fitting tightly over the paper layers. The

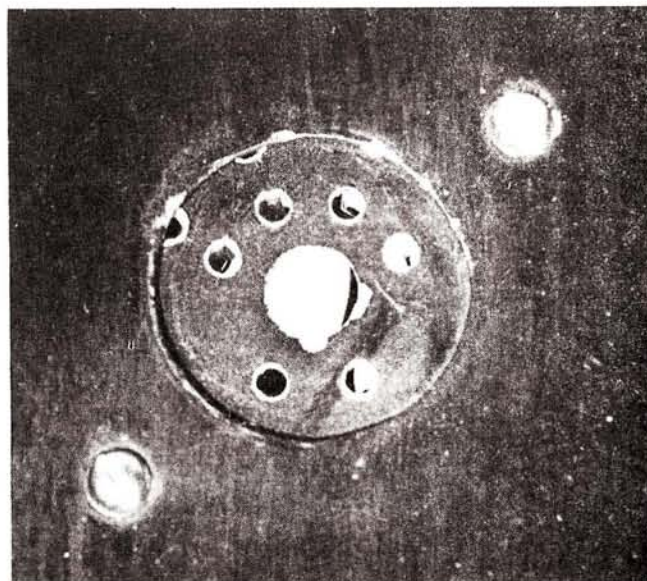


coil may then be wound on to the collar, anchoring the turns with a dab of quick drying varnish. Gently ease the collar with its coil off the tube, and anchor the ends of the winding more firmly by passing the wire through pin holes in the edge of the collar. The whole should now slide easily on to the former. Coil L2 consists of 27 turns in a single layer; coil L4 has 15 turns also in a single layer, and L6 consists of 160 turns random wound between two cheeks spaced 6mm apart. L5 is 51 turns in a single layer wound directly on to the former as close to the end as possible.

The swinging coil L3 is wound on a separate section of the former and has 22 turns of 32 s.w.g. wire in a single layer close to the end of the former. This coil turns through an arc to bring it either close to L5 or far away with its axis at right angles to the tuning coil.

The method of mounting the coils is shown in Fig. 7a and also in the photograph. Sleeve all the wire ends and allow some free play before soldering to the tags. The detail in Fig. 5 shows how the swinging coil is arranged.

It is most important that the coils are all wound in the same direction. The letters m-z on the windings correspond with those on the circuit diagram.



These two pictures show the valve holders. On the left is the underpanel details showing the riveted solder tags used as pin connections. If you are lucky and persistent you might be able to locate genuine Mazda Octal bases in an old junk set or even in the stock of some suppliers


Wiring Up

If the highest degree of authenticity for the style of construction is to be maintained the set should be wired with thick bare copper wires, all running neatly parallel or making right-angled bends. Unfortunately, modern components do not lend themselves to this form of construction, and the author resorted to using much more conventional (though still old-fashioned) stranded PVC insulated wire and tag strips where necessary.

Layout is not critical, and may be adjusted to suit the components used. Notice that R5 and R6 are 20Ω resistors each being made-up of two 10Ω 5% resistors wired in series. Connection to the coils L2-6 are made through 3mm holes drilled in the top panel.

Next Month

Part 2 will cover the remaining details of construction of this interesting project and give information on alignment and operation.



PRODUCTION LINES

alan martin



Powered Breadboard Kit

CSC has recently introduced a kit containing all the components needed to make a solderless breadboard unit containing three regulated d.c. power supplies. The new Proto-Board PB203AK is equally suited to use as a teaching aid in electronics education or as a design and prototyping tool for hobbyists and professional users alike.


The kit comes complete with all the electronic components, case and breadboard modules, as well as nuts, bolts, connecting wire and solder. The assembly instructions are clearly arranged, step-by-step, without any assumptions about the constructor's past experience.

The finished Proto-Board incorporates three large breadboards plus

four long busbars and one shorter one, giving a constructional area sufficient for 24 i.c.s in 14-pin packages. In addition, terminal posts allow connection to earth and to the +5V, 1A and $\pm 15V$, 0.5A power supplies. The power supplies are independent and fully regulated, and the $\pm 15V$ supply can be adjusted over the range 7-18V.

The PB-203AK is supplied with a robust earthed metal case measuring 248 x 168 x 83mm, is designed for operation from a normal a.c. mains supply and costs £69.57 inclusive of VAT and P&P.

Available from: *Continental Specialties Corporation, Shire Hill Industrial Estate, Saffron Walden, Essex CB11 3AQ. Tel: (0799) 21682.*



Latest from Trio

Rumours have been flying around lately, that Trio are about to launch a new transceiver. They are, its the TR-9000 a multi-mode, compact 2 metre transceiver with a wide range of accessories.

The outstanding array of functions include: multi-band operation, f.m./u.s.b./l.s.b./c.w. there are two f.m. modes, FM1 for mobile operation and FM2 for precise tuning; five channel memory selector, with memory insert and recall switches; v.f.o. shift switch which selects either of the two built-in v.f.o.s; automatic signal scanner and hold switches; r.f. gain and RIT control; noise-blanker switch, squelch/FS control, the FS position allows free scanning in the f.m. mode; TX offset facility for repeater operation; tone switch which activates the accurate 1750Hz repeater access tone oscillator; S and r.f. meter; search/D. step switch and main tuning knob which controls the digital synthesiser, the frequency steps changing automatically according to mode in use or position of digital step switch, also incorporated is a linear power module M57713 as the final power amplifier. Externally a new hand microphone with up/down switching is included.

At a VAT inclusive price in the region of £365, the TR-9000 will be obtainable from:

Lowe Electronics Ltd., Bentley Bridge, Chesterfield Road, Matlock, Derbyshire. Tel: (0629) 2430 or 2817.

Practical Wireless hope to produce a "Radio Special Product Review" on the TR-9000 in the very near future.

Crystal Oscillators

Meon Electronics Limited have announced the appointment of FieldTech as their sole UK distributors for their range of crystal oscillators.

Meon Electronics, a relatively new manufacturer of crystal oscillators, have established themselves in the market by a reputation of producing high quality components at very competitive prices. For example, their FMC 300T (TTL) series covers a frequency range of 500kHz to 14MHz with a calibration accuracy of ± 50 ppm, an ageing rate of only 10ppm per year, and a temperature coefficient of 1ppm/ $^{\circ}C$. This series is offered at a unit price of under £6 with very substantial discounts for o.e.m. quantities.

Information about Meon crystal oscillators is now available from: *FieldTech Limited, Components Division, Heathrow Airport-London, Hounslow, Middx TW6 3AF. Tel: 01-759 2811.*

VSWR/Power Meter

A combined v.s.w.r. and power meter offering direct reading of both functions without interpolation is available from Zycomm Electronics Limited.

In operation, the unit is autoranging for power output, covering 20W to 2kW in three ranges for 1.8–30MHz and 50–150MHz, and 2W to 200W for the 430–470MHz range, v.s.w.r. from 1:1 to infinity can be measured.

Separate sensing heads are supplied to cover each frequency range, and these can be connected at any position in the feed line—including the mast head for precise radiated power indication. Press switches on the front panel allow the selection of the appropriate head, and the display of forward and reverse power as either peak or r.m.s. readings.

The electronic comparator included in the unit allows constant readout of



v.s.w.r. irrespective of power variation, i.e. gives true indication during speech on s.s.b.

A 240V, 50Hz supply is required for operation and the unit is priced at £99.00 plus VAT.

Available from: *Zycomm Electronics Ltd., 47, 49 & 51 Pentrich Road, Ripley, Derbs DE5 3DS. Tel: (0773) 44281.*

New Digital Display for the FRG 7

The unit is a compact, self-contained true frequency meter, which has been especially developed for the Yaesu-Musen FRG-7 communications receiver as an add-on unit, the original analogue facility remaining unchanged.

The counter produces a 3 digit display to an accuracy of 1kHz. The design is entirely based on CMOS logic i.c.s which are assembled on double-sided fibreglass boards to professional standards.

The display on the MGC7 is non-multiplexed to avoid problems with r.f.i. from the high peak currents that occur with multiplexed displays. The displays themselves and the display filters have been carefully selected for good contrast and maximum readability.

The "update" rate of the display is set internally to 3 "updates" per second and is blanked completely if the receiver is tuned below "000" or above "999".



The unit is complete with all fitting instructions and MG Communications Ltd. products are fully guaranteed for one year, including all parts and labour.

The unit is realistically priced at £49.00 including VAT, plus £1.00 P&P, and is available from: *Amateur Radio Exchange, 2 Northfields Road, Ealing, London W13 9SY. Tel: 01-579 5311.*

If you please

Would readers kindly mention "Production Lines", when applying to manufacturers or suppliers featured on this page.

Interesting Pair

Telecommunications Accessories Ltd. (formerly Antenna Specialists UK Ltd.) have recently introduced two new products which should be of particular interest to the amateur radio enthusiast.

First, the CS100 a compact loudspeaker unit specifically designed for mobile radio applications.

The carefully planned response curve has steep below 500Hz and above 3.5kHz to reduce out of speech band noise. The small size (68 x 68 x 43mm) and adjustable bracket allows mounting on the dashboard of most

vehicles and cost is in the region of £9.00.

Second, the TAS.1001 a coaxial changeover switch, designed to allow the operator to change from one antenna to another.

Switch operation is by a 12V relay and the unit has a loss of less than 1dB over the frequency range 0–500MHz and retails at approx. £20.00.

For availability details of both items contact: *Telecommunications Accessories Ltd., Thame Industrial Estate, Bandet Way, Thame, Oxon OX9 3SS. Tel: (084 421) 3621/2/3.*

Portable PSU

A self-contained 12V, 60Ah power supply unit TP2 Mk1V which has the advantage of being recharged either from 240V a.c. 50Hz mains or from a 12V d.c. source such as a car, is available from Lab-Craft Limited. Applications include the provision of power, on sites remote from mains supplies, for inverter driven fluorescent lighting fittings and battery-powered hand tools, mobile rigs, etc.

The unit is supplied complete with an electronically regulated battery charger which automatically cuts out when the battery terminal voltage reaches approximately 14.5V, indicating full charge. Excessive battery gassing, caused through overcharging, is eliminated by this arrangement and a state-of-charge indicator shows when the battery requires a prolonged charge (under 10V white sector); is below full charge (10 to 13V green sector); or is fully charged (13 to 15V red sector). The typical charging current for a fully discharged battery is between 3 to 4A and a 60Ah battery should completely charge from the mains in 36 hours.

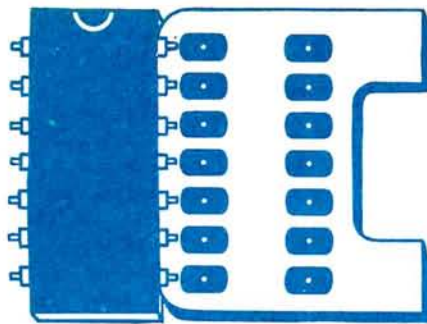
A thermal cut-out is fitted which temporarily switches off the charge if the unit overheats due to poor ventilation or if the battery heats up excessively due to shorted cells, damaged plates, etc. The unit has been designed and tested to BS3456.

The TP2 Mk1V is supplied complete with detachable carrying handle and can be fitted with any suitable 12V car battery not exceeding 280 x 175 x 205mm high (not supplied). The case is constructed in two robust acid-resistant polyethylene mouldings, with battery ventilation holes in the lid, and the dimensions are 420 x 198 x 285mm high (approx.).

Costing £52 plus VAT, the TP2 Mk1V is obtainable from motor factors, etc. Further details are available from: *Lab-Craft Limited, Church Road, Harold Wood, Romford, Essex RM3 0HT. Tel: (04023) 49320.*



The CS100 compact loudspeaker



OF THE MONTH

Brian DANCE M.Sc

RCA CA3280 VARIABLE OP. AMP

At first glance, the RCA CA3280 device appears merely to contain two operational amplifiers within a 16 pin dual-in-line package. First impressions, as always, can obviously be misleading—the particular and interesting feature of this i.c. is that its transconductance is arranged to be *programmable* by means of a current fed into a separate input connection.

The term “transconductance” or “mutual conductance” (g_m) was widely used in the days of the thermionic valve but has fallen nowadays rather into disuse. Broadly defined as the change in output current resulting from a change in input voltage, it was usually expressed in mA/V or in “milli-mhos” and was the designer’s guide to the voltage gain that could be obtained from a particular valve.

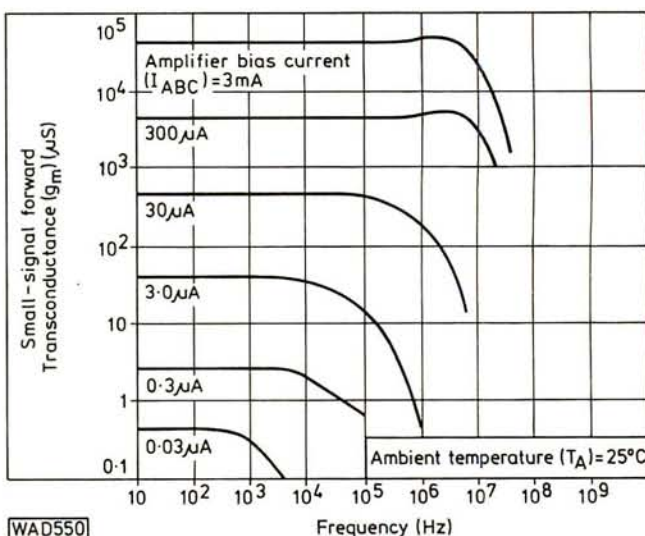
Conductance is, of course, the reciprocal of resistance and it was this fact that led to someone spelling “ohm” backwards in deriving a name for its principal unit. Now, to ruin the essential simplicity of this arrangement, the mho has been axed in the new fervour for international rationalisation and today we have the “siemen” as the SI (Système Internationale) unit of conductance (Symbol: S, μ S, mS etc., not to be confused with the symbol for seconds, s!).

The transconductance of the CA3280 can be set anywhere in a range of values by a suitable choice of the programming current. The gain is proportional to the transconductance and therefore the gain of a CA3280 circuit can be easily changed by varying the programming current.

The CA3280 is certainly much more than two independent amplifiers in a single package. For example, all of the characteristics of the two separate amplifiers in each device are matched to within $\pm 5\%$ and internal current-driven linearisation diodes reduce the external input current. In addition, the emitters of the differential amplifier stage are brought out to external pins so that the

device can be used in emitter-coupled dual differential amplifier applications.

The CA3280G is a new device with a specified operating temperature range of 0–70°C and a more expensive CA3280AG device is also available if a wider temperature range is required. The suffix “G” indicates “gold chip” hermetic sealing.



WAD550

Fig. 2: Gain/frequency characteristic

Connections and Characteristics

The connections of the CA3280 devices are shown in Fig. 1. The programming bias current (I_{ABC}) is fed to pin 3 (the upper amplifier in Fig. 1) or to pin 6 (the lower amplifier). Each has the normal differential input: pins 15 and 16 for the upper amplifier; pins 9 and 10 for the lower one.

The maximum voltage that may be applied between the positive supply at pin 14 and the negative line (pin 4) is 36V, but it is wise to use a maximum of about 30V rather than to risk momentarily exceeding the absolute maximum permissible voltage (36V) and possibly destroying the device. Maximum internal power dissipation is 750mW total and should not exceed 600mW in either amplifier. At temperatures above 55°C these values must be linearly derated at a rate of 6.67mW/°C.

The input offset voltage is not more than 3mV at 25°C and does not exceed 4mV over the complete temperature range for values of I_{ABC} between 10 μ A and 1mA; typically, it is 0.7mV. The input bias current has a maximum value of 8 μ A when I_{ABC} is 500 μ A—the voltage gain

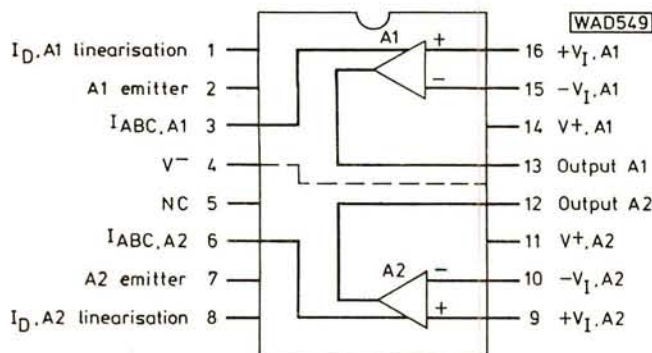


Fig. 1: Internal circuit and pin connections

(without feedback) is typically 100 000. The typical resistance is 63M Ω .

The CA3280 has built-in short circuit protection—the output can be shorted to ground or to either supply rail for an indefinite period without suffering any damage. The bandwidth is quoted as being 9MHz with a 1mA programming current and a 100 Ω load; the noise level is very low (for the more technically minded it is typically 8nV(Hz)⁻¹ at 1kHz).

The relationship between the transconductance of a typical CA3280 amplifier, frequency and input bias current is depicted in Fig. 2. Each curve shows the result obtained for each different value of input bias current, for a programming current of 3mA. It can be seen that as the input bias current is increased from 30nA to 3mA, the transconductance increases from less than 1 μ S to about 50mS and the frequency response from less than 1kHz to over 1MHz.

Varying the programming current also results in a wide-ranging variation in the current which the device draws from the power supply. If an amplifier with a relatively low transconductance (and gain) is required, a small program-

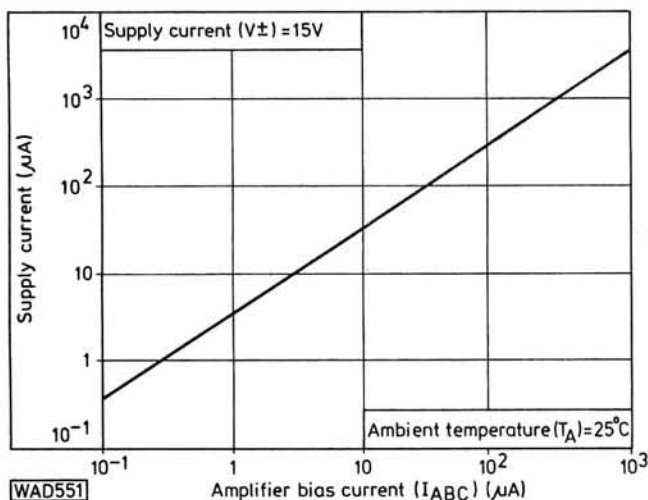


Fig. 3: Supply current as a function of amplifier bias current

ming current is used and the supply current drawn will thus be small. As shown in Fig. 3, the supply current can be less than 1 μ A, but even at high values of I_{ABC} increases only to a few milliamps. The programming current affects not only the gain, but also the output and input currents.

Applications

The CA3280 can be employed in a wide variety of voltage-controlled oscillators whose frequency can be electrically controlled, in voltage-controlled amplifiers of variable gain and also in voltage-controlled filters, etc. The device also has applications in audio preamplifiers, triangle-sine converters, function generators, demodulators and in more complex instrumentation circuitry.

The CA3280 has been developed from an earlier RCA device (type CA3080) and has many advantages over the earlier version. Although the CA3280 differs from a conventional op. amp. in many ways, there are similarities and this new product can be used by experienced circuit designers in a wide variety of original applications.

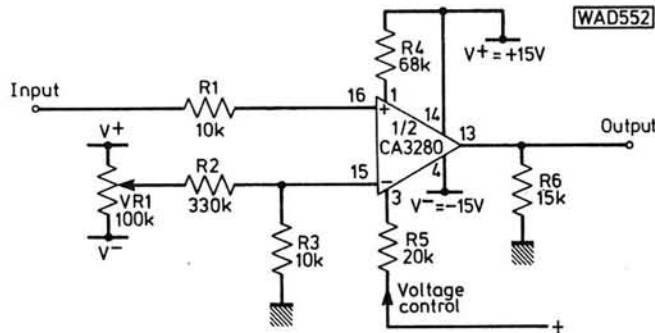


Fig. 4: Typical gain control circuit

Gain Control

A typical gain control circuit using the CA3280 is shown in Fig. 4; only one of the two amplifiers is used and so the other is available for use in another part of the circuit. An alternating input signal with a peak-to-peak voltage of the order of 10V is fed through the current limiting resistor R1 to the input at pin 16. This resistor changes the voltage signal into a current signal.

The gain of the circuit may be controlled in two ways. Potentiometer VR1 may be used to control the input bias current to pin 15 or, alternatively, the programming current to pin 3 may be used to control the gain. In the latter case, the lower end of the current limiting resistor R5 may be returned to a source of fixed voltage via another potentiometer. Note that the use of a linear-track potentiometer for this function is not very satisfactory, since a disproportionately large change of I_{ABC} will occur at one end of its travel—using a potentiometer with a logarithmic track will result in much more progressive gain control.

It should also be noted that the absolute maximum value of the current through the internal linearisation diodes is 5mA, and the current to pin 3 should therefore be limited to a value somewhat less than this.

Function Generator

As an alternative to the single-chip design featured elsewhere in this issue, the circuit shown in Fig. 5 is that of a function generator which simultaneously generates triangular and squarewave outputs of the same frequency. A particular feature of this circuit is the extremely wide frequency range available—from about 2Hz to 1MHz. The range of frequencies covered by the setting potentiometer VR1 can be modified by changing the two resistors in series with this component. The small capacitor VC1 trims the shape of the waveform at high frequencies and VR2 can be used to alter the mean output voltage. The signals from each output are passed through 10k Ω resistors so that any current taken will not have much effect on the operation of the circuit.

If a sinewave output is also required, the triangular output may be fed into the triangle-sine converter shown in Fig. 6, which uses the two amplifiers of another CA3280. If necessary, the input signal amplitude should be attenuated so as to provide a peak-to-peak input voltage of about 170mV at pin 16. The sinewave output has a total harmonic distortion of approximately 0.37%.

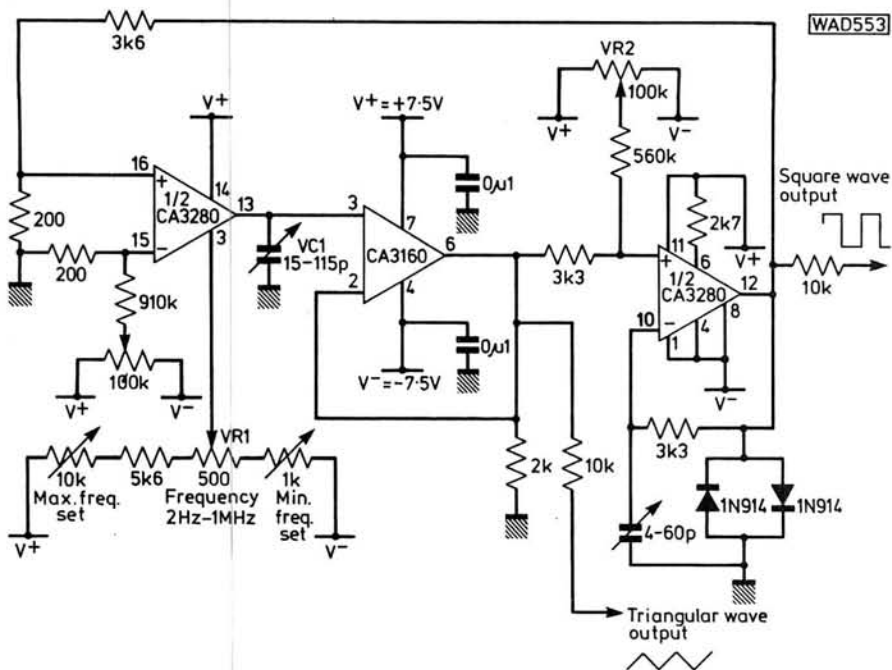


Fig. 5: Function generator circuit

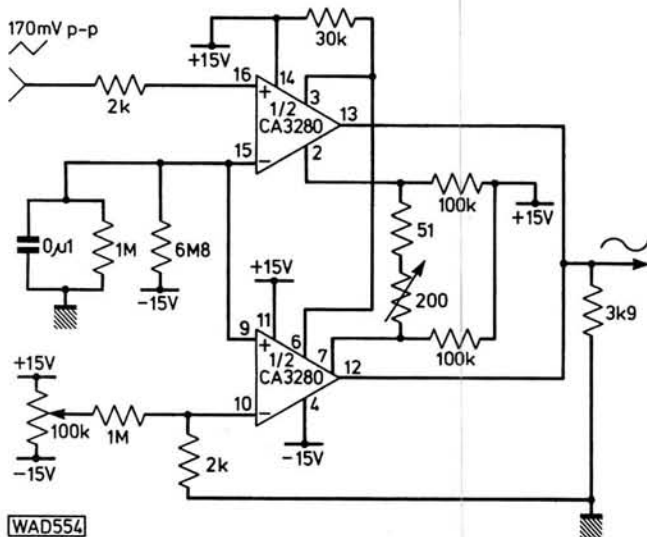


Fig. 6: Triangle-sine converter

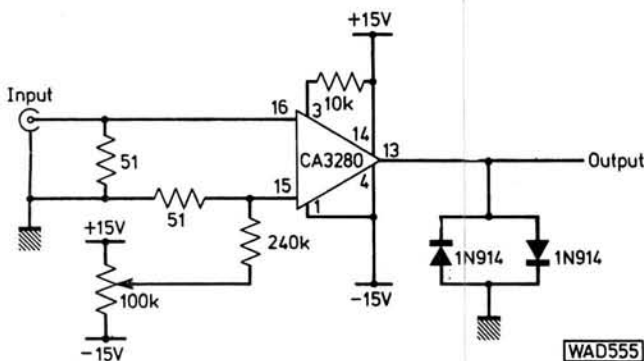


Fig. 7: Fast comparator circuit

Comparators

The programming facility of a CA3280 amplifier enables it to be used either as a very fast comparator (Fig. 7) or as a much slower comparator (Fig. 8). The Fig. 7 circuit shows delay times of less than 80ns using a 3mA programming current through a 10kΩ resistor, whereas the circuit of Fig. 8 uses the much larger value of 3.6MΩ from a supply of only +5V. The delay time of the Fig. 8 circuit is about 120μs—the Fig. 7 circuit requires a few extra components.

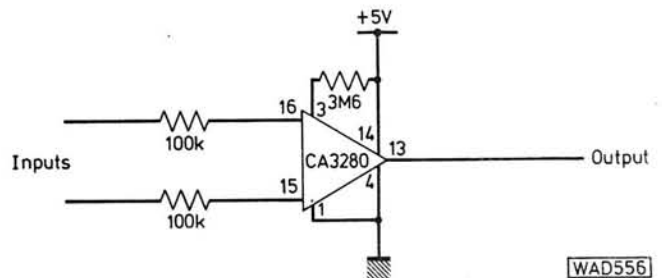


Fig. 8: Slow comparator circuit


Conclusion

The programmable feature of this i.c. enables the user to choose (more or less!) the particular parameters that he requires in his amplifiers. It is thus of tremendous assistance to the circuit designer.

The CA3280 is available from Arrow Electronics Ltd., Leader House, Coptfold Road, Brentwood, Essex CM14 4BN.

ALPS from Ambit

Armon Products Ltd. of Wembley (UK importers for ALPS), have recently concluded a distributive agreement with Ambit International for a range of products, including the broad range of ALPS switches, various moving coil meters from Hung Chang of Korea, and Faisal loudspeakers of Italy.



This agreement has occurred at a time when ALPS are rapidly expanding their range of small keyboard switches to cope with the increasing demand from industrial and consumer manufacturers—now that the m.p.u. is at last finding widespread acceptance in a wide variety of manufactured goods. Ambit will be stocking various types, including the KHC/SCM series miniature disc switches (see photograph), and the SUT series pushbutton switch system, intended for right angle mounting on a p.c.b.

Please note! Ambit International have moved, their new address is: 200 North Service Road, Brentwood, Essex CM14 4SG. Tel: (0277) 230909.

Videotone Slash Prices

In an aggressive change in marketing policy, Videotone have decided to open a Direct-Selling Showroom in South London and cease selling through its normal retail outlets. Videotone believe they are the first major Hi-Fi company to enter the direct-selling market which has proved so successful for other consumer products.

The showroom has full demonstration facilities with competitive products for comparison and qualified staff are always on hand to give advice.

This policy change has allowed Videotone to introduce some incredible price reductions, some products have been reduced by as much as 50% of the r.r.p. Other services include an ex-

tra 10% on their own brands if they are out of stock at the time of ordering, for hobbyists there is a facility that allows them to buy prototypes and surplus goods at exceptionally keen prices.

The showrooms, at the address below, opened on 1 February 1980 and I understand from Videotone that business has been brisk, to say the least.

Videotone Ltd., 98 Crofton Park Road, London SE4. Tel: 01-690 8511.

Marconi and Chips

An outstanding feature of the "Challenge of the Chip" exhibition, at London's Science Museum, is a large realistic model of an advanced fighter plane of the future, demonstrating the role of the microprocessor "chip" in aviation. The exhibit has been contributed by Marconi Avionics Limited, the GEC-Marconi Electronics company which leads the world in aviation electronics.

The unique audio visual presentation makes use of the same techniques as those used in the company's head-up displays. The head-up display, an export-winning British innovation, is an instrument not unlike a sophisticated gunsight, which presents to a pilot, in his forward view, an image of symbols representing the readings of his instruments. Using the same optical principles and involving a ten foot long half-silvered mirror mounted beneath the model plane, a vivid account is presented to the onlooker of the vital tasks performed by microprocessors in modern civil and military aircraft.

The exhibit clearly demonstrates the kinds of tasks which avionic systems carry out and also explains how these tasks are performed and where the equipment is located in an aircraft. Systems for civil airliners, maritime patrol aircraft and combat planes are vividly explained.

Diary Date

Practical Wireless will once again be exhibiting at the RSGBs' 1980 Alexandra Palace Exhibition.

The two day exhibition will be open to the public on Friday, 9 May and Saturday, 10 May 1980.

We look forward to meeting our many friends and readers at the exhibition. Further details next month.

Flat Panel Display

Bowmar Instrument announce that Optotek Ltd. of Canada, for whom they are the sole UK representatives, have recently developed a miniature i.e.d. which can be fabricated to form a "flat panel" screen as an alternative to more conventional displays, such as, electro-mechanical dials and cathode ray tubes.

The 100 x 75mm screen incorporates more than 49 000 i.e.d.s (each only 0.008in in diameter), giving a resolution of 64 lines per inch.

The display device, which is currently being evaluated by the USAF Flight Dynamics Laboratory, is intended as a replacement for the mixture of dials and c.r.t. displays at present to be found in aircraft cockpits.

The computer-controlled display is designed to provide the pilot with flight advisory information on various sub-systems, at the flip of a switch, the data being depicted on the screen in numbers, letters or symbols.

It seems, the trouble with c.r.t. displays is that they are too large and failure prone, should they fail, the display can suddenly and completely disappear, whilst the flat panel undergoes a kind of graceful degradation. In other words, if several hundreds of thousands of i.e.d.s should fail, the display could still be read. Another very important factor is reliability, it is estimated that the mean time between failure of a flat panel is 20 times longer than that of the average c.r.t. display.

Bowmar Instrument Ltd., 45 High Street, Weybridge, Surrey.

New Lithium Batteries

Ray-O-Vac is now producing a range of lithium batteries for watches, calculators and other electronic uses.

The main advantages of these non-aqueous lithium-manganese dioxide batteries is greater capacity, longer shelf life, lower cost—particularly in view of rising silver prices—and low-leakage coupled with the fact that should the battery leak it is non-corrosive. One lithium replaces two 1.5V silver-oxide batteries.

These batteries will be introduced onto the UK market during 1980.

Ray-O-Vac, Station Approach, St Mary Cray, Orpington, Kent BR5 2ND. Tel: (0689) 70516/7/8.



NIMBUS

Modular 2m Transceiver System (Part 3)

Michael TOOLEY BA G8CKT
&
David WHITFIELD BA MSc G8FTB

The construction of the modules will now be complete and should be mounted in the case, with all internal connections to plugs and sockets, etc., soldered up. Checks should now be made again for short-circuits and if all is satisfactory, then the batteries or power supply may be connected.

Alignment of the transceiver is relatively straightforward provided that the following instructions are closely followed. While it is quite natural to want to get the unit functioning on the air as quickly as possible, time invested in the alignment procedure will bring dividends later on. Indeed, the achievement of the design specifications depends largely on the accuracy of alignment; furthermore, gross misalignment of the transceiver is capable of producing signals on unwanted frequencies outside the amateur band! The following items are essential for carrying out the alignment procedure:

1. A d.c. multirange meter for initial checks and to facilitate adjustments using the test points provided.
2. A 6V 60mA light bulb to serve as a dummy load and to provide visual indication of output power.
3. A 144MHz signal source consisting of either a stable signal generator or a low power transmitter strip operated into a dummy load.
4. Suitable trimming tools. These should preferably be nylon with non-ferrous blades. Particular care must be taken when adjusting the ferrite dust cores since they are fragile and easily damaged. In some cases the core may become locked inside the former in which case it will be necessary to replace the entire coil assembly!
5. A wavemeter to check that the final output is within the amateur band and that no spurious signals are radiated. The wavemeter should be accurately calibrated and give indications from at least 70MHz to 300MHz.

The following items of test gear, although not essential, will be very useful in the alignment process:

1. A grid dip oscillator for use over the range 18 to 150MHz.
2. A sensitive v.h.f. power meter with a non-reactive 50Ω load.
3. An electronic voltmeter with an r.f. probe.
4. A v.h.f. digital frequency meter.

Transmitter Alignment

Select S20 on the crystal switch, S1, and insert an 18.1875MHz crystal in the appropriate holder. Connect a 6V 60mA bulb to the aerial socket using a short length of 50Ω coaxial cable terminated in a PL259 plug. Insert a d.c. milliammeter in the positive supply lead, switch to transmit (either by bridging the p.t.t. contacts on the microphone socket or by wiring a miniature toggle switch across the p.t.t. rail), and observe the supply current. This should be less than 160mA, typically 100mA. If this is not the case carefully check the circuit and wiring for errors.

Connect the negative lead of a d.c. voltmeter to chassis and with the positive lead measure the d.c. voltage at TP1 which should be approximately 2.25V and should fall very slightly when the crystal is removed from its socket. If this is not the case then the crystal oscillator is not functioning and it will be necessary to check the circuit around Tr1 and S1 for faults. Having established that the crystal oscillator is operating and if a sensitive digital frequency meter with a high input impedance is available, the trimmer capacitor, TC1, may be adjusted until the meter reads 18.1875MHz exactly. If an r.f. probe is available the signal voltage at TP1 can be checked and should be approximately 400mV r.m.s.

Transfer the meter to TP2 whose reading should be approximately 1V. Carefully tune first L1 and then L2 for maximum indication. It will be necessary to repeat this operation several times since there may be some slight interaction between L1 and L2. This increase in voltage at TP2 will, in any event, be small (around 0.1V). Transfer the meter to TP3 and similarly adjust first L3 and then L4 for maximum indication. It will again be necessary to repeat the operation several times to allow for interaction between the two coupled circuits. An increase of around 0.25V should be observed when L3 and L4 have been correctly tuned.

Transfer the meter to TP4 adjusting first L5 and then L6 for maximum indication. Again, repeat the adjustment several times to obtain the largest possible d.c. voltage. The increase, from around 0.5 to 1.5V, should be even more marked at this test point. Set the meter to a higher range (20 to 30V full scale), and transfer it to TP5. The reading should be approximately 12V. Carefully tune first L7, then L8 and then TC5 for minimum. This procedure will have to be repeated several times for optimum results.

In particular, it may be necessary to experiment with different settings for TC5 and then adjust L7 and L8. When the adjustment is complete the voltage at TP5 will have fallen by about 0.5V. As an alternative it is possible to carry out the adjustment of L7, L8 and TC5, by tuning for maximum voltage drop across R22. This method provides a proportionately larger voltage change and is therefore more appropriate for voltmeters having a limited resolution.

Finally, transfer the meter to TP6. Adjust first TC6 and then TC7 for maximum indication (approximately 1V). This should coincide with maximum output from the light bulb, which should be glowing at a reasonable level of brilliance. Replace the light bulb with a properly matched 50Ω load consisting of two $\frac{1}{2}$ W 100Ω carbon film resistors

Table 1. Transmitter test voltages

D.C. Voltages at Test Points

	Crystal Out	Crystal In
TP1	2.23	2.27
TP2	1.05	1.1
TP3	0.95	1.25
TP4	0.42	1.5
TP5	12.0	11.3
TP6	0	1.2

R.F. Voltages (Measured with an r.f. probe)

Tr2	drain	200mV r.m.s.
Tr3	collector	1.2V r.m.s.
Tr4	collector	3.5V r.m.s.
Tr5	collector	4.0V r.m.s.
Tr6	collector	5.5V r.m.s.
Point C	(across load)	5.0V r.m.s.

connected in parallel with their leads cut very short and soldered in place of the light bulb. Alternatively, a well matched aerial system can be used but not an indoor whip aerial! Now repeat the adjustment of TC6 and TC7 for a maximum indication at TP6.

Check the output frequency with a wavemeter (or grid dip oscillator) by holding the wavemeter close to the dummy load. Alternatively, if insufficient signal is obtained, the wavemeter may be coupled to the end of L10 adjacent to TC6. In either case check that the r.f. output is within the band 144–146MHz and that no spurious signals are present. With all but the most sensitive of wavemeters and provided that the alignment procedure has been carried out correctly, spurious signals such as the second harmonic of the output on 228MHz, should be undetectable.

If a v.h.f. digital frequency meter is available, check the final output and adjust TC1 to give an output frequency of 145.500MHz. At this point the other crystals may be inserted in their respective sockets and the corresponding trimmers adjusted to produce output signals precisely on the designated channels.

Having completed the overall transmitter alignment procedure, it is a very useful and interesting exercise to determine the d.c. input power to the final amplifier stage. Poor alignment usually results in reduced d.c. power input and thus measurement of this power can serve as a useful indication of the effectiveness of the alignment process. The procedure is to carefully measure the d.c. supply voltage and the voltage at TP5. The following example then shows how the d.c. input power may be determined from these two measurements.

Assume, for example, that the supply is precisely 12 volts, and that the voltage at TP5 is 11.2V. The difference is thus 0.8 volts. This means the voltage drop across R22 is 0.8V, and consequently the current flowing is $0.8 \div 10\Omega$ or 80mA. The d.c. input power is the product of the d.c. collector voltage and current; in this case $0.08 \times 11.2 = 0.896W$ or 896mW.

The light bulb used earlier represents a somewhat reactive load at 144MHz and thus should not be treated as an accurate indicator of r.f. output power. Rather, it should be used to provide a rough and ready visual indication of relative transmitter output. Meaningful measurements of r.f. output power require the use of properly calibrated v.h.f. wattmeters with non-reactive loads.

Receiver Alignment

When the transmitter alignment has been completed, remove the link, if used, from across the p.t.t. line and check that the relay drops out. Insert a d.c. milliammeter in the positive supply lead and check that the current is approximately 75mA, but if the supply current is widely different, check for wiring errors. If an "S" meter has been incorporated, observe the indication produced. Alternatively, connect a d.c. milliammeter using the 1mA or 500µA range in series with a 4.7kΩ resistor to point L on the printed circuit board. The indication should be approximately 150µA, but if the reading is widely different, check the wiring around IC101. Increase the volume control level and check that a reasonable level of noise is produced by the loudspeaker. If there is no discernible change check the wiring around IC102, IC101 and VR102.

Set the core of L105 to approximately mid-position and, with no receive crystal inserted, adjust L104 for minimum reading on the "S" meter. (This may also correspond with a slight increase in noise from the loudspeaker.) The reading should fall to less than 50µA (or approximately S1) with L104 correctly adjusted. Now select S20 on the crystal switch, S1, and insert a 44.9333MHz crystal in the appropriate holder. Connect the negative lead of the d.c. voltmeter to chassis and the positive lead via a 47kΩ resistor to the emitter of Tr102 where a reading of approximately 0.4V should be obtained.

Tune L102 for maximum indication when an increase of about 0.05V should be obtained. Transfer the voltmeter and series resistor to the source of Tr101 where a reading of approximately 0.6V should be obtained. Tune TC106 and L103 for minimum indication, when a reduction of about 0.15V should be obtained. Some experimentation may be necessary with the settings of TC106 and L103, and it may be convenient to vary TC106 for minimum indication at several different positions of L103. The combination that produces the greatest reduction can then be accurately located.

Using a local signal source on 145.500MHz, adjust the crystal trimmer, TC102, for maximum indication on the

Table 2. Receiver d.c. test voltages

IC100	IC101	IC102
1. 1.3	1. 2.1	2. 0
2. 1.3	2. 2.1	8. 6.0
3. 2.6	3. 2.1	14. 12.0
4. 0	4. 0	
5. 2.3	5. 0	
6. 8.0	(squellch off)	
7. 2.1	6. 7.6	
8. 9.6	7. 7.0	
	8. 5.6	
	9. 5.8	
	10. 5.8	
	11. 10.7	
	12. 3.3	
	13. 0.3	
	14. 0	
	15. 8.1	
	16. 0.3	

Tr100	Tr101	Tr102	Tr103	Tr104	Tr105
S 1.4	S 0.68	c 8.0	c 8.0	S 2.4	c 10.7
G1 0	G1 0	b 1.7	b 2.4	G 0	b 4.9
G2 5.0	G2 0.62	e 5.0	e 4.6	D 10.4	e 5.6
D 11.0	D 10.0				

"S" meter. If necessary, increase or decrease the coupling between the signal source and the transceiver in order to provide a suitable deflection on the "S" meter. Trimmer TC107 may also be adjusted, if necessary, for maximum indication. Reduce the coupling between the signal source and transceiver in order to produce a reading of about 100 μ A (S2 to S3), and then adjust first TC101 and then TC100 for maximum "S" meter indication. It may be necessary to again reduce the coupling during this adjustment.

Remove the signal source, turn up the volume control and adjust L104 for maximum noise. This will not quite coincide exactly with minimum "S" meter indication. Connect an aerial to the transceiver and wait until a reasonably strong signal at constant strength is heard, then peak TC106, TC101 and TC100 for maximum "S" meter reading and then carefully adjust L105 for the best received audio quality. This will occur quite sharply in the centre of the adjustment range and will produce a very noticeable change in speech quality.

The adjustment of L105 may be repeated on several signals, each time tuning for optimum audio quality. It should be noted that, when a signal is off-channel, i.e., a few kilohertz above or below the correct frequency, noticeable distortion will occur and it is therefore important that one should not rely on the accuracy of the first signal that is heard! If, however, the transmitting station has a digital frequency meter and can measure his frequency accurately, then the adjustment of both TC102 and L105 can, of course, be finalised. Crystals for the other three channels can then be fitted and their respective trimmers, TC103 to TC105, can be similarly adjusted.

Adjustment Of The Modulator

Before attempting to adjust the modulator it is essential to ensure that the transmitter is functioning correctly and in particular, that the transmit frequency is correct. Set VR200 and VR201 to mid-position and enlist the help of a nearby amateur station. VR201 should be adjusted for the correct deviation, approximately 4.5kHz, and this should be reasonably apparent to the experienced listener. If the deviation is too low the recovered audio will lack punch, but if it is too high noticeable distortion may be present. If a deviation meter is available this should, of course, be used in the setting up process.

Now adjust VR200 so that the deviation produced is reasonably constant regardless of the speech level or the proximity of the microphone to the operator's mouth! If VR200 is set too high, the audio will sound harsh and unpleasant, though it may well give good results under noisy or weak signal conditions. If VR200 is set too low, then there will be a fairly wide variation in the audio level and only "close talking" will give satisfactory results. If possible, repeat the tests with several stations in order to obtain a consensus of results.

Crystals

The choice of crystals is a matter of individual preference which will largely be dictated by the current usage of f.m. channels in the area. In any choice of frequencies, however, it is a good plan to include the designated f.m. calling channel, S20, and at least one of the popular simplex working frequencies, e.g., S21, S22 or S23. If there is a local repeater within range, it is well worth adding this to the coverage of the Nimbus since it is likely to provide a nucleus of activity even when there is little else on the simplex frequencies.

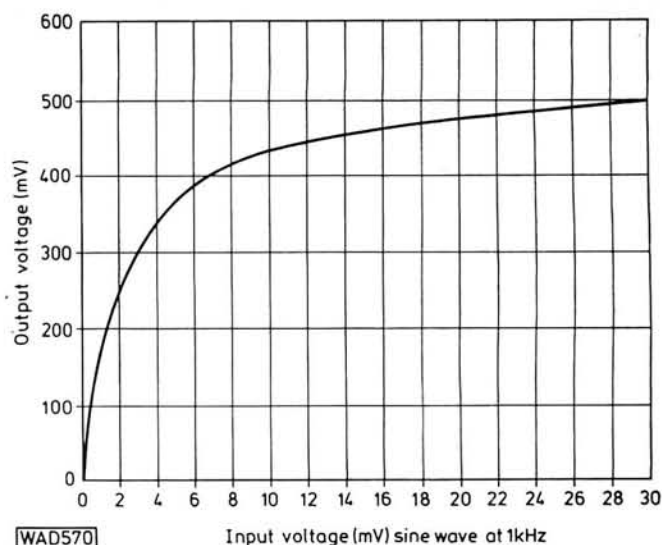


Fig. 16: Limiting characteristics of the modulator VR200 and VR201 set to maximum

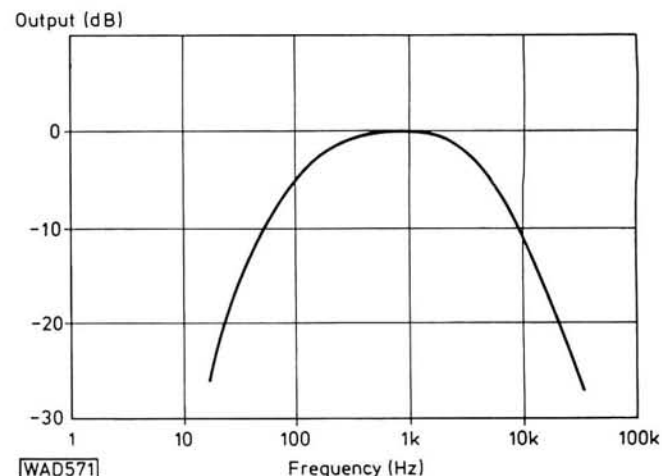


Fig. 17: Frequency response of the modulator

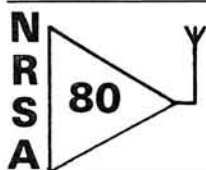
Most of the commonly available 18MHz transmit and 44MHz receive crystals intended for fitting to Japanese transceivers will operate satisfactorily in the Nimbus. These crystals are usually available in a wide range of frequencies by return of post from several sources. Alternatively, a number of firms will grind crystals to given specifications at quite reasonable charges. The delivery time for this service is usually about 4 to 8 weeks, but most manufacturers will provide an express service at an extra charge.

It is important to note that the crystals used in the transmitter are fundamental types, whilst those in the receiver are overtone types. It is also possible to use fundamental mode crystals in the 15MHz range in the receiver; however, these are not readily available and are therefore likely to be more expensive than the 44MHz overtone types.

Alternative PA Transistors

The nominal 0.5W r.f. output provided by the final amplifier stage of the Nimbus transmitter represents a

NORTHERN RADIO SOCIETIES ASSOCIATION RADIO & ELECTRONICS EXHIBITION



THE AMATEUR RADIO SHOW OF THE YEAR
BELLE VUE – MANCHESTER
SUNDAY 27 APRIL 1980 – DOORS OPEN AT 11am

- ★ Inter-Club Quiz
- ★ Construction Contest
- ★ RSGB Bookstall
- ★ Grand Raffle
- ★ Amateur Computer Club Stand
- ★ Radio Societies' Stands & Trophy
- ★ Morse Code Challenge
- ★ Teletext Display & H.O. Exhibit
- ★ Trade stands featuring Radio Equipment, Microprocessors, Home Computers and Components
- ★ THIS YEAR OCCUPYING THE WHOLE OF THE LANCASTER HALL!
- ★ Ample car parks and leisure facilities for the family!
- ★ FM talk-in via GB4NRS & GB8NRS on 145.55MHz & 433.20MHz
- ★ Admission 30p including Raffle Ticket & Exhibition Plan.

ENTER AT REAR OF BELLE VUE, OPPOSITE MAIN CAR PARK – OFF HYDE ROAD, A57

Western

THE COMMUNICATIONS SPECIALISTS

EVERYTHING FOR THE RADIO AMATEUR

THE R-1000 RECEIVER – A WINNER!

A HIGH-CLASS GENERAL COVERAGE COMMUNICATIONS
RECEIVER AT AN AMAZINGLY LOW PRICE ...

The R-1000 from Trio-Kenwood features:

- Superb performance using synthesised PPL
- 200 kHz to 30 MHz coverage in 30 bands
- Clear digital frequency readout
- Quartz clock with timer and remote control output
- Optimum selectivity for each mode
- Compact design, simple operation, elegant styling

OUR PRICE

ONLY £289

Optional extras

DCK-1 kit for 12V DC operation

£5.95

SP-100 Matching external speaker

£23.00

(All prices include VAT and delivery)

PRICES NOW DOWN ON OTHER RECEIVERS!

Yaesu FRG-7 general coverage

NOW ONLY £189

Yaesu FRG-7000 general coverage, digital

NOW ONLY £339

(Prices include VAT and delivery)



WE ALSO MANUFACTURE ANTENNAS, MASTS, TOWERS – S.A.E. FOR DETAILS

Western Electronics (UK) Ltd

HEAD OFFICE (All Mail/Enquiries)

FAIRFIELD ESTATE

LOUTH, Lincs, LN11 0JH

Tel: Louth (0507) 604955/6/7

ACCESS

VISA

H.P. ARRANGED



Table 3. Transmitter crystal frequency chart

	Channel Number	Frequency (MHz)	Crystal (MHz)
Repeater	R0	145.600	44.9667
	R1	145.625	44.9750
	R2	145.650	44.9833
	R3	145.675	44.9917
	R4	145.700	45.0000
	R5	145.725	45.0083
	R6	145.750	45.0167
	R7	145.775	45.0250
	R8	145.800	45.0333
Simplex	S16	145.400	44.9000
	S17	145.425	44.9083
	S18	145.450	44.9167
	S19	145.475	44.9250
	S20	145.500	44.9333
	S21	145.525	44.9417
	S22	145.550	44.9500
	S23	145.575	44.9583

$$\text{Crystal frequency (MHz)} = \frac{\text{signal frequency (MHz)}}{8}$$

Table 4. Receiver crystal frequency chart

	Channel Number	Frequency (MHz)	Crystal (MHz)
Repeater	R0	145.000	18.1250
	R1	145.025	18.1281
	R2	145.050	18.1312
	R3	145.075	18.1344
	R4	145.100	18.1375
	R5	145.125	18.1406
	R6	145.150	18.1437
	R7	145.175	18.1469
	R8	145.200	18.1500
Simplex	S16	145.400	18.1750
	S17	145.425	18.1781
	S18	145.450	18.1812
	S19	145.475	18.1844
	S20	145.500	18.1875
	S21	145.525	18.1906
	S22	145.550	18.1938
	S23	145.575	18.1969

$$\text{Crystal frequency (MHz)} = \frac{\text{Signal frequency (MHz)} - 10.7}{3}$$

compromise between power output and battery economy. For some applications a higher power output would be desirable, but this can only be achieved at the expense of a corresponding increase in battery consumption. The 2N4427 transistor was chosen for the p.a. stage since it proved to be stable under all conditions and was also a low cost device, being available at less than £1. Constructors may, however, wish to experiment with higher gain devices such as the 40290, BLY33 or 2N3553.

There are, unfortunately, several pitfalls to be avoided. Firstly, any increase in output power can only be achieved at the expense of extra battery consumption and consequently reduced battery life. Secondly, these transistors tend to have high values of f_T (transition frequency), and this can lead to stability problems unless special precautions are observed.

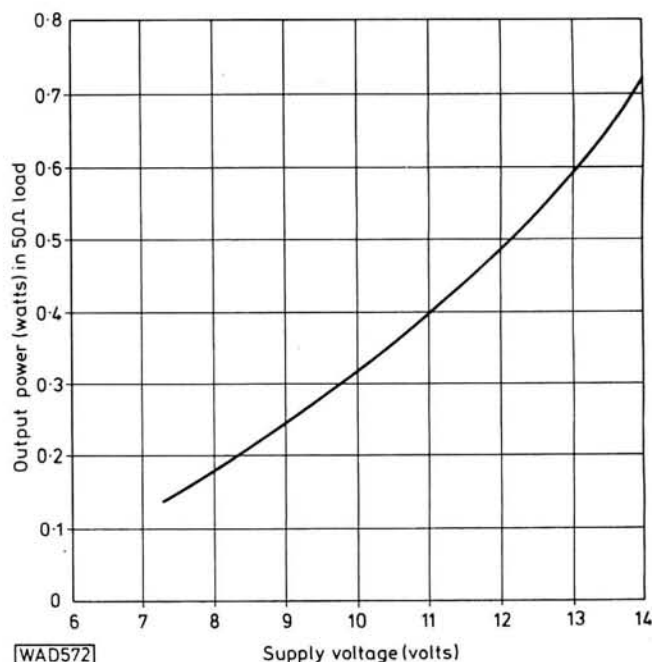
Great care is necessary in the alignment process and in particular, it is essential to check that the p.a. does not become self-oscillating under driven conditions. The use of very short transistor connections is essential. The 2N3866 is a good replacement for the 2N4427 and can be used as a direct substitute with little adjustment needed to the p.a. tuning.

Aerials

Always use the very best aerial system that you can. This is important because the gain offered by any aerial system affects the performance of both the transmitter and the receiver. It is far better to install a co-linear aerial with a gain of about 6dB, than to add a p.a. running 2W output into an existing quarter-wave ground plane. Not only will the co-linear provide an increase in effective radiated power but it will also provide an extra 6dB gain on receive and give a noticeably stronger received signal.

For portable applications a quarter-wave whip, approximately 490mm long, soldered to the centre pin of a PL259 plug will be quite adequate. Alternatively, one of the commercially available flexible helical whips may be used. These come ready terminated with a suitable plug and the PL259 version should be specified when ordering.

A beam, or Yagi aerial can be employed in fixed station applications where the directional characteristics of such an aerial can be useful in providing increased coverage in a particular direction, with the further refinement of adding a remotely controlled aerial rotator. Fixed station aerials should be sited outdoors well clear of local obstructions and furthermore, to minimise interference, they should be located at some distance from existing TV and f.m. aerials.

**Fig. 18: Variation of output power with supply voltage using a 2N4427 final**

Polarisation should be vertical as this has become the accepted standard for two metre f.m. operation. Where a long cable run is necessary, only low loss 50Ω coaxial feeder should be used; suitable cables being Uniradio 67 or RG 213/U.

Low Power Operating Technique

Operating with low power f.m. equipment requires quite a different technique than would, for example, be appropriate for high power s.s.b. Skill and perseverance are nevertheless still required and competence in operating technique can usually only be acquired as a direct result of experience on the air.

The peculiarities of low power operating will soon become evident, requiring usually a clear channel and, just because you don't hear anyone on the frequency, this does not mean that it is clear at the other man's location! Also, do not be downhearted by an apparently poor signal report. If the other man is running 100W output and you are hearing him at 5 and 9 plus, it is very likely that you will only get a report of strength 5. What is important is that you are readable!

The real advantage of the Nimbus lies in its ability to go anywhere. It can, for example, be packed in a rucksack and carried up a mountain, tucked away in the glove compartment of the car to provide some good company on a long journey, or even stowed away in a suitcase for that package tour abroad.

Most constructors will want to continue with further work and tailor the Nimbus to suit their own particular needs. Further articles in this series will describe a variety of add-on modules to extend the performance of the basic transceiver module. This, therefore, is just a starting point—the rest is up to you!

Readers who intend to operate the *PW* Nimbus should be in possession of the appropriate licence issued by the Home Office to those who have passed the City and Guilds Radio Amateurs' Examination. Details may be obtained from: The Home Office, Radio Regulatory Department, Amateur Licensing Section, Waterloo Bridge House, Waterloo Road, London SE1 8UA.

NEXT MONTH!

THE *PW* "NIMBUS" BASE-STATION ADAPTOR

COMPRISING POWER AMPLIFIER,
RECEIVER PREAMPLIFIER AND MAINS
P.S.U.

Two offers exclusive to readers of Practical Wireless from the specialists in Ferrite components.

NIMBUS COIL COMPONENTS

PW10 KIT




Formers, cans, bases, cores and beads required for this project including winding wire and trimming tool.

KIT PW10 PRICE **£6.50** inc. P&P

ESSENTIAL FOR EVERY CONSTRUCTOR!

PW20 KIT



Kit has components for many types of inductor from LF to VHF, includes rods, choke cors, coil assemblies, balun cors and beads, together with technical data.

KIT PW20 PRICE **£5.95** inc. P&P

NEOSID

DIRECT FROM THE SOURCE

Neosid Limited, Brownfields, Welwyn Garden City, are a major UK manufacturer and as their small order division we can supply many Ferrite items used in construction projects.

Please write with your requirements, including as much information as possible, and send to address below.

CATALOGUE OF STANDARD ITEMS AVAILABLE ON REQUEST. PLEASE SEND S.A.E.

**NEOSID SMALL ORDERS
PO BOX 86
WELWYN GARDEN CITY
HERTS AL7 1AS**

Please supply PW10 KITS AT **£6.50** inc. P&P

..... PW20 KITS AT **£5.95** inc. P&P

I ENCLOSE PO/CHEQUE No. FOR £

NAME

ADDRESS

NEOSID SMALL ORDERS

MAIL ORDER

AT

BREDHURST ELECTRONICS

0444 THE HIGH STREET
400786 HANDCROSS SUSSEX

RETAIL PREMISES
OPEN
MON-SAT 9-5.30

HF RECEIVERS

Lowe SRX 30	£178.00
Yaesu FRG7	£214.00
Trio R1000	£298.00
Yaesu FRG7000	£372.00

2 METRE FM RECEIVERS

Search 9	£59.00
FDK TM56B (- scan)	£105.00
Belcom AMR217B (- scan)	£120.00
Bearcat 220	£241.00

MARINE VHF RECEIVERS

Search 9	£59.00
SR 11 (- scan)	£87.00
FDK TM56B (- scan)	£115.00
Bearcat 220	£241.00

AIR BAND RECEIVERS

Waltham W144	£29.95
R 517 (vfo - 3ch)	£49.50
AP12 (12 ch)	£120.00
Bearcat 220	£241.00

ROTATORS (CARR. £2.50)

TRI (TV - FM)	£31.00
Stolle 2050 (Light VHF)	£42.50
AR 30 (Light VHF)	£47.15
9502 Colorator (Med VHF)	£51.00
AR 40 (Large VHF)	£59.80
KR 400 (Med HF)	£105.00
CD 44 (Med HF)	£109.00
Ham 1V (Large HF)	£166.75

HEADPHONES (CARR. 75p)

Trio HS 4	£10.35
Trio HS 5	£21.85

PART EXCHANGE • ACCESS

THE PERFECT COMBINATION R1000+KX2=PERFORMANCE



R1000 RECEIVER

Add to the new R1000 receiver with its advanced facilities for ease of operation the superb Mizuho KX2 antenna matching and RF preselector tuning unit. This attractively styled unit will give you extra rejection of strong unwanted signals as well as tuning and matching your antenna for optimum receiving results.



KX2 TUNING UNIT

R1000 £298
KX2 £29+
= £327 inc. VAT and carriage

To order any of the above items simply write to the above address or telephone 0444 400786, giving your address or Barclaycard number to ensure same day despatch.

REMEMBER 0444 400786

HF TRANSCEIVERS

Trio 120V	£347.00
Dentron HF 200 A	£399.00
Yaesu FT7B	£430.00
Trio 120S	£432.00
Trio TS 520SE	£437.00
Yaesu FT 101Z	£574.00
Yaesu FT 101ZD	£661.00
Trio TS 820 S	£669.00
Trio 180S (with DFC)	£679.00

2 METRE FM MOBILES

FDK Multi 700EX	£225.00
Trio TR 762S	£246.00
Standard C 8800	£250.00
ICOM IC 255E	£255.00

2 METRE FM HANDHELDS

FDK Palm 11	£99.00
Yaesu FT 202R	£119.00
FDK Palmsizer	£149.00
Trio TR 2300	£166.00
Yaesu FT 207R	£199.00
Trio TR 2400	£210.00

2 METRE MULTIMODES

ICOM IC 260E	£389.00
ICOM IC 251E	£479.00
Yaesu FT 225 RD	£575.00
FDK Multi 750	P.O.A.
Trio TR 9000	P.O.A.

POPULAR ACCESSORIES

Jaybeam Antenna	All at
ASP Mobile Antenna	Competitive
Hygain HF Antenna	Prices
Microwave Modules	

BARCLAYCARD • INSTANT H.P.



IF YOU ARE INTERESTED IN

AMATEUR RADIO

AND LIVE IN OR NEAR KENT

WHY NOT COME AND VISIT US
(or Phone us for a copy of our Catalogue)

WE STOCK

TRANSCEIVERS POCKET RECEIVERS
BOOKS RECEIVERS POWER SUPPLIES
ROTATORS AERIALS

FOR

AMATEUR, MARINE & PRIVATE MOBILE RADIO

THANET ELECTRONICS

143 RECVLVER ROAD, HERNE BAY, KENT

Tel: (02273) 63859

Telex: 965179



... the sign of fine communications

SRX30 SWL RECEIVER £178.00

TRIO EQUIPMENT

	Price inc. VAT
R1000 SWL PLL Receiver 200KHz to 30MHz	297.85
R820 The ultimate SWL receiver	690.00
YQ455C CW filter 500Hz	58.65
YQ455CN CW filter 250Hz	60.95
SP820 Speaker	37.95
HS5 Communications headphones, tailored response	21.85
HS4 Communications headphones, tailored response	10.35
VHF AMATEUR RECEIVERS	
SR5 Tuneable/crystal 2m FM receiver 144-146MHz	48.00
AMR217B Scanner with 8 crystals. Mains/battery	120.75
ROTATORS, TUNERS & SWITCHES	
AR40 (5 core cable required)	54.83
FU200 For lightweight 2m beams	40.39
CL22 SWL Antenna Tuner 1-8 to 30m Hz	16.10
CK3 SWL 3-way Antenna Switch	7.20
DAIWA CS201 2-way Antenna Switch	11.88
KW SWL 3-way Antenna Switch	14.80
AIR BAND RECEIVERS	
SHARP Air Bands Portable Receiver	16.00
FX-213-AU	
LOWE AP12 Crystal Controlled air band portable receiver c/w ni-cad batteries, charger and fitted 12 crystals	118.45
COPAL-24 Hour Digital Clock Mains Operated	12.95

All prices include new VAT rate

(Securicor carriage available if required)

Buy by post or phone your Barclay Card or Access number.

Alternatively, call in for a chat. The shop is just 10 minutes from Leeds City Station, and there's easy parking if you travel by car ★ Instant H.P. for licenced Amateurs ★ Extended Credit Terms Available ★ Send 50p for Catalogue and Price List.

LEEDS AMATEUR RADIO
27 Cookridge Street,
Leeds, W. Yorks. Tel. 452657

LOWE TRIO DISTRIBUTOR



LAR are area distributors for Jay Beams, Antenna Specialists, Hilomast ICOM and Microwave Modules Products.



by Eric Dowdeswell G4AR

My monthly mail nearly always includes a letter from a relatively older reader of *PW* who has spotted this column and then decided to take up amateur radio again after a lapse of many years. Often it is connected with a wish to take up a past hobby again as retirement approaches. Frequently an old valved receiver has been resurrected from shed or attic and put back into service.

The immediate reaction and source of inspiration of the letter to me is: "Where have the amateur stations gone to?" The answer, of course, is that amateurs today invariably use single sideband (s.s.b.) on telephony instead of what was then called a.m., or amplitude modulation. In fact, s.s.b. is only another form of amplitude modulation, though not every amateur realises this. To resolve s.s.b. we have to replace the missing carrier by generating a local one in the receiver, normally done by switching on the beat frequency oscillator (b.f.o.) and adjusting it very carefully for correct sounding speech.

Normally our old friend would not have done this unless he wanted to listen to c.w., or Morse code transmissions. In the better communications receiver of today the b.f.o. may be replaced by a carrier insertion oscillator (c.i.o.), using a couple of crystals, obviating the need for any tricky adjustments of the b.f.o.

Once the need for the b.f.o. is explained all is fairly plain sailing although the lack of adequate i.f. selectivity is usually the next complaint. This can be remedied by replacing the first i.f. transformer by a mechanical or crystal filter unit of the required bandwidth.

It is worth mentioning here that in a commercial transceiver the audio bandwidth is usually carefully matched to the i.f. filter bandwidth. If, for example, the audio is deliberately attenuated below 300Hz and above 3kHz then the nominal bandwidth of the filter will be 2.7kHz, hence the seemingly strange bandwidths of some i.f. filters in the literature on the subject. Ideally the filter's bandwidth should be 2.7kHz at the normal point of measurement at -6dB down and at -60dB down, in other words vertically straight sides. In practice there is always a flare out towards the bottom, which may be several kilohertz wide, thus decreasing the effective selectivity. This is particularly noticeable in ceramic i.f. filters which

may specify "2.7kHz bandwidth" but this does not indicate the flare or skirt at the bottom of the curve. Generally speaking only mechanical or crystal filters are capable of giving the right bandwidth characteristics.

It is sometimes suggested to me that an audio filter be fitted to the receiver to overcome the lack of selectivity in older sets, but this is a fallacy. The increased selectivity must come as early as possible in the stage line-up, usually after the first mixer, that is at the input to the first i.f. amplifier stage. Subsequent i.f. stages using conventional LC circuits or ceramic filters will increase the i.f. gain but will not affect the i.f. bandwidth determined by the crystal or mechanical filter.

Audio filters can be used to tailor the audio signal as already mentioned, to cut off below 300Hz and above 3kHz, or if made very narrow indeed, of the order of 80 to 100Hz, they can be used when copying c.w. Such a filter is essential for copying weak c.w. signals in a mess of QRM, providing however that one's own receiver does not drift in the process and that the other station's signal also does not drift! If they both drift at the same rate in the same direction, all is well! This is where too much audio selectivity can be a liability.

Here and There

Good news from **Richard Barker** (Canterbury, Kent) who got a credit in both parts of the December RAE and is now G8UUK and active on 2m, with an IC240, where he has found a very warm welcome. Congrats Richard and hope you will get on with the code while you are at it. Incidentally, Richard says the *PW* RAE Reprint was very helpful in explaining in English the contents of the *Radio Amateurs' Exam Manual*!

It is only fit and proper that I should mention that certain of *PW*'s staff also sat and passed the last RAE. So congratulations all round and hope we shall know their calls very soon so that we can look for them on the air. (See *Leader page for details—Ed.*)

John Timms of Barking, Essex, decided it was time to write in after being a regular reader of the column for some time. He has an FRG-7 and is rather keen to start copying RTTY on it when he has got the necessary accessories. Just to show that he takes this listening business seriously John has bought a 1000 of the *PW* QSL cards! Being in a flat is a problem also but he is managing with a Joystick and a.t.u. Since getting a Kenwood R820 receiver from Father Christmas, **Mark Smith** (Sutton Coldfield) has moved on from the ranks of the beginners and started to copy some decent DX he tells me, mainly on the 15 and 20m bands.

I got a right rocket from **Gordon Stevens**, of Hampton, Middx, for omitting an important part of the QTH of

Chris Mousley in the March issue of *PW*, who was seeking info on the 1155B receiver. It should have been "*Fleet, Aldershot, Hants*" and in consequence Gordon went on a 70-mile wild goose chase round Aldershot trying to find Chris! Anyway I hope Chris has now got the info from Gordon and my apologies all round!

In Leeds, Yorks, **Basil Woodcock** has very wisely been altering the lengths of his aerials to make them resonant on the amateur bands instead of the broadcast bands! The main improvement has been to the North American stations on 20m, using a 66ft wire and a.t.u. to his SRX-30 with which he is "very satisfied", although he hopes in due course to go on to something like the R1000 when he has seen some reports on it. He comments on getting signals even when the aerial is disconnected from the a.t.u., but as the latter is not screened and he used ordinary twin flex between it and the set, this is only to be expected. It is always preferable to put the a.t.u. in a metal box and to use coaxial cable to couple it to the receiver as a matter of good practice.

Regular writer **Pete Lucas** (Aberystwyth, Dyfed) has been having trouble with his AR88 on the power supply side. Considering the likely age of such sets it is generally a good idea to replace all the electrolytics at least, and the mass of by-pass capacitors as well if one has the patience. Anyway, all is well again and at the moment Pete is using a dipole at 40ft on the 10m band at, it seems, a very desirable QTH, less than a 100 yards from the sea! Pete is also installing his R209 in his car to do some DXing from the tops of the "local mountains" some 2500ft above sea level!

Quite a few of you are quite keen on playing with old radios that seem to come within the "vintage" bracket so you may like to know about a magazine *Sounds Vintage* that deals with the whole field of radio and gramophones of those days, edited by ex-*PW* staff Norman Stevens and Colin Riches. If interested write to the subscription department at 28 Chestwood Close, Billericay, Essex.

John Dainty of West Wickham, Kent, reports the loss of his FRG-7 and a tape recorder in a burglary, but it was not long before he was able to get another FRG-7 secondhand. He is thinking of a transceiver very soon in anticipation of passing the RAE, and a KW2000 tops the list of likelies. One moan John has about the construction articles in *PW* is the lack of information on the suppliers of components, especially people like *RS Components* who only supply through dealers. It certainly isn't everyone who happens to know this.

Paul Burgess (Lowestoft, Suffolk) is very enthusiastic about his CR150 receiver, to back up his old AR3, and is hearing plenty of DX now with a long wire and a.t.u. A proper log is promised for next month. From Tetbury, Glos, **Jim Rowland** expresses some doubts as to the value of the logs sent in by readers mainly because it seems to be just a matter of listening to some powerful Euro station working the DX and finding the DX itself in between. This is so, of course, and if the DX has really been heard then all well and good. Not much we can criticise about that but the point is that one must make sure the DX has really been heard before it is logged.

DXing Corner

In spite of intense activity on the air these days, **Paul Barker** G4HPS (Sunderland) still finds time to send in a long and interesting letter. He has a Trio TS-180 transceiver and a Ten-Tec Argonaut for QRP work. A fine lad Paul, because he sticks to c.w. on 10, 15 and 20m, only using the microphone for a few local ragchews. His aerial is an 18AVT trapped vertical which has enabled him

to contact CP5NK, CX5RV (old friend G5RV, no less!), HH2VP (QSL N4XR), KL7DM, VP2SAX and VU2DX on 20m c.w. On 15m he keyed with FY7BF, OY7GP (using the QRP rig), WA7CWM in Nevada, 3A2ZZ and 8R1J. A good one on 10m was J7DBB in Dominica with a rare state in KA0ERR on Nebraska, and 8P6JD in Barbados.

Dave Coggins in Knutsford, Cheshire, has had a couple of letters from *PW* readers asking general questions on amateur radio whom Dave has been pleased to help. Dave's FRG-7 and 66ft inverted-Vee plus a 33ft wire, both into an a.t.u. have been busy on all bands from 10 to 160m. On the last-named he has been copying the W's but on 40m was annoyed to miss getting FK8CR and ZK1DK into the log, mainly because of the heavy Euro QRM. Dave is one of those listeners who is very keen to stick to the rules and doesn't log a choice bit of DX until he is sure he has actually heard it himself. He says that FK8CR is reported to be on 80m around 1900-2000 hours at the DX end of the band, with AP2KS active between 3790 and 3798kHz.

Putting Dave's DX in order it was DU1DBT, FK8CR and OK3TAB/D2A on the 28MHz band, TU2GA, YB0ADW and YB0ACL on 15m and XT2AB, ZF1MA and 7Z2AP on 20m. LU8DSS and TG8IA appeared on 40m with TI2VVR and VK2AVA on 80m, the latter around 3680kHz at about 1900 hours.

Sad news, I'm afraid, from **Dennis Sheppard** (Sheerness, Kent) who is "throwing up amateur radio" because of all the local electrical interference he is getting which has even caused damage to his RTTY printer. I have pointed out that he should regard this as a challenge and get on and cure the QRM either at source or by means of filters at his own mains input. I hope that after Dennis has been "off the air" for a while he will return refreshed and ready for the battle! But don't just give up, OM! Some RTTY copied by Dennis before going QRT included HP1XAW, K7NTV, VE2ESV, WA9UXP on the 28MHz band, JA1JDD, OX3FG, PY2YFG, VE7DQA, ZS1XR and 5N0SID on 21MHz and FP8DF, HL9UN, PT2WS, VK3IZ and XT2AZ caught on 14MHz, which ain't bad going for RTTY!

Last missive this month is from **Bill Rendell** of Truro, Cornwall, who had to contend with 126-mile-an-hour winds a while back that even the counterweight at the far end of the long wire couldn't cope with, with the inevitable result. Sticking to his AR3 plus preselector and a.t.u., Bill got VK3XI and ZL4BO on 7MHz, C5AAP, FP8HL, VE3BVD/ST2, ZF1MA and 3D6DW (QSL G4AVA) on 20m, and C5ABK, C6ACY, YC1BSA, 3D6BP and 6W8AR logged on 15m.

Club-land

Every Tuesday sees the **Liverpool & District ARS** hard at it in the Conservative Rooms, Church Road, Wavertree, from 8pm, with G8CFM running a quiz show on April 8 and no less than old friend Dud G6CJ giving his famous lecture on aerials through the medium of an RSGB film, on April 15. The 22nd deals with constructional matters, with the history of German amateur radio recounted by DJ0PC/G4IHS on the 29th. Every Thursday night at 8.30pm, G3AHD puts out slow Morse on 144-250MHz and, of course, everyone interested is welcome to join in. Further info from: Al Neilson G4CVZ, 78 Ackers Hall Avenue, Liverpool L14 2EA or try 051-220 5470.

A fair wedge of Morse practice is also handled by G3ASR club station of the **Edgware & District RS** on both 160 and 2m, from four to sixteen w.p.m. The club meets at Watling Community Centre, 145 Orange Hill

AMATEUR RADIO EXCHANGE



Brenda (G8 SXY) and Bernie (G4 AOG) invite you to the only shop in London where you can see and try all the leading makes of Amateur Radio Equipment under one roof . . . YAESU, ICOM, TRIO, STANDARD . . . compare them all . . . and have a cup of Brenda's coffee too!

★ JUST LOOK AT OUR PRICE ★

STAR OFFER



TRIO
R-1000 **£289** inc. VAT
(+ p. & p. £3.00)

STAR OFFER

A MUST for the serious FRG-7 owner . . .


Free standing external digital display giving accurate frequency readout while still retaining the analogue tuning facility.



PRICE **£57.00** inc. VAT

★ JUST LOOK AT OUR PRICE ★

Something different, the fabulous new synthesised VHF/UHF BEARCAT 220FB receiver from the USA. Covers three amateur bands plus aircraft, marine and public service bands on these frequencies: 66-88MHz, 118-136MHz, 144-148MHz, 148-174MHz and 420-512MHz. Scans between any two pre-set channels, and also offers a priority-channel signal-finder and a lock-out facility. Operates on mains or 12V, so use at home, in the car, or on the boat.



BEARCAT
220 FB **£241.50** inc. VAT



At its price you won't find a better communications receiver than the YAESU FRG-7. We like to summarise its specification by saying that the FRG-7 hears things that other receivers don't even know exist . . . all the way from 500kc to 30MHz. So come and try it, and see for yourself why it still represents the finest value-for-money in the communications receiver market today.

YAESU
FRG-7 **£199** inc. VAT and free
HELISCAN Aerial
(+ p. & p. £3.00)

. . . and this is the HELISCAN Wall-to-Wall Aerial

Only from us, a specially developed high-tensile receiving antenna giving superb results. Use it indoors or out – from wall-to-wall, from point-to-point, or from pillar-to-post.



INTRODUCTORY
PRICE – JUST **£15** inc. VAT

CLOSED WEDNESDAY, BUT USE OUR 24-HOUR ANSAFONE SERVICE

EASY TERMS UP TO
2 YEARS



CREDIT SALES
BY TELEPHONE



INSTANT HP FOR
LICENSED AMATEURS

2 NORTHFIELD ROAD, EALING, LONDON W13 9SY. Tel: 01-579 5311

So easy for Overseas Visitors – Northfields Station is just seven stops from Heathrow on the Piccadilly Line – or phone your order and let us deliver it to you at the Airport.

Find out what amateur radio is really about at this year's RSGB exhibition.

May 9th 10am-7pm, May 10th 10am-6pm.

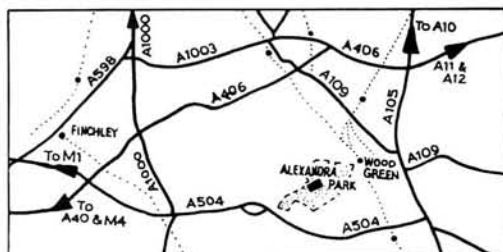


RSGB 1980 EXHIBITION AT ALEXANDRA PALACE

Admission Fee £1.00.

Whether you are a professional involved in electronics, a dedicated radio amateur, short wave listener or interested in any aspect of electronics as a hobby, this specialist exhibition is well worth a visit.

Find out how radio amateurs bounce signals off the moon and off meteors as they enter the earth's atmosphere, and if you feel inspired by that you can also find out how to join the ranks of over 1 million radio amateurs world wide.



How to get there.

Public Transport. Alexandra Palace is easily reached by road and has free car and coach parking. Bus services 29, 41, 102, 123, 134, 212, 221 and 244 are within easy walking distance, and service W3 connects with the Underground at Wood Green (Piccadilly Line) and Finsbury Park (Piccadilly and Victoria Lines).

By Car. A.P. is near Muswell Hill or Wood Green, off the North Circular Road.

Talk-in: GB2AP.

FM S22 or SU8 (initial calls). SSB 144.28MHz (listening watch).

Discover the world of

• **AMATEUR RADIO** •

with RSGB

Radio Society of Great Britain, 35 Doughty Street, London WC1N 2AE.

R1000

COME ALONG AND TRY
IT FOR YOURSELF AT


**M.R.S.
COMMUNICATIONS LTD.**

76, Park Road, Whitchurch,

CARDIFF

TEL. 616936

OPEN
9am to 5pm
6 Days



PRE-AMPLIFIER CP-P1

Shown here mounted with its associated components (and the CP-TM1 Peak Programme Monitor) on the CP-MPC1 interconnection board: the CP-P1 is a complete stereo pre-amplifier and tone control module. Performance features >70 db S/N ratio and >30 db overload margin (both ref. 3 mV) and distortion of 0.02%. The internal R.I.A.A. feedback compensation around the low-level pre-amp may be replaced with external networks and the tone control circuits can be programmed to give different turnover frequencies if required (including separate bass and treble 'defeat' facilities).

CP-P1 £15.25 incl. (U.K.) £17.30 incl. (Export)

Also Available: Power Amplifiers, Filters, Stereo Image Width Control, Compressor/Expander, Active Crossovers, Power Supplies plus all pots, switches, etc.

MAGNUM AUDIO Ltd.

DEPT PW5, 13 HAZELBURY CRESCENT
LUTON, BEDS. LU1 1DF
TEL: 0582 28887

SEND LARGE S.A.E. FOR DETAILS

Road, Burnt Oak, Edgware, on second and fourth Thursdays at 8pm, with visitors being especially welcome. That's nice! If interested you could do worse than contact Howard Drury G4HMD, 39 Wemborough Road, Stanmore, Middx. I note from the society's newsletter *Edgware Ham News* that average attendance last year was 18½. Nasty!

If you live around Lincoln why not contact Mike Wells G8PNU, 4 Horner Close, Brant Road, Lincoln, who will tell you all about the **Lincoln SW Club** that meets 8pm second and fourth Wednesdays at the Lincoln Corporation Social Club, Waterside South, or ring 0522 721277.

The Wirral area of Merseyside seems to be well stocked with clubs, you lucky people. First there is the fairly new **Wirral & District AR Club** meeting on the second and fourth Wednesdays at the West Kirby Sports Complex. Events for the coming year range from contest operation information, through films and talks to a lecture and demo on radio-controlled powerboats. Contact: Ian Brooks G8PMW, 59 Mosslands Drive, Wallasey L45 8PF. Then there's the **Wirral ARS** of which another old friend, G2AMV, is El Presidente and lately became Executive Vice-President of the RSGB. They meet at the Sports Centre, Grange Road West, Birkenhead, on the first and third Wednesdays at 7.45pm, where on April 2 NFD equipment plans will be (were?) laid. The 18th is annual dinner/dance night. So write to Public Relations Officer (nice!), Gordon Lee G3UJX, 30 Manor Drive, Upton (Wirral?), or ring 677 3826. The bi-monthly newsletter of this club is a good read with well-balanced amounts of club and member info and technical stuff.

Since the much-lamented death of G4EMN there is little news emanating from the **Bournemouth RS**. Latest "newsletter" might be very newsy for members but completely uninformative to an outsider or anyone wanting to join the club. I know the club has a large membership but it is not wise to get too complacent about new members wishing to join. The secretary's QTH, at least, would be helpful.

The **West of Scotland RS** meets every Friday evening at 22 Robertson Street, Glasgow G2, with club station GM4AGG active on h.f. and v.h.f. bands. Fortnightly films, talks, etc., are interspersed with chat nights with everybody welcome, says Sec Ian McGarvie, 3 Kelso Avenue, Paisley PA2 9JE. **West Kent ARS** meets alternate Tuesdays at the Adult Education Centre, Monson Road, Tunbridge Wells, with April 25 being AGM night. Contact: Sec Brian Castle G4DYF, 6 Pinewood Avenue, Sevenoaks. Tel: 0732 56708 for latest info on meetings. **St Helens & District AR Club** is fairly new and meets every Wednesday at YWCA HQ, 107 Corporation Street, St Helens. Get there at 7.45pm for the Morse practice if you are on your way to a G4 ticket. A "warm welcome is extended to visitors" says sec Paul Gaskell G8PQD, 131 Greenfield Road, St Helens, Lancs WA10 6SH or try 25472.

**PLEASE MENTION
PRACTICAL WIRELESS
WHEN REPLYING
TO ADVERTISEMENTS**

Lastly a new QTH for the **North Bristol AR Club** which is the Self-Help Enterprise, Braemar Crescent, Northville, Bristol 7, with meetings Fridays at 7.30pm. Further detailed info from: G. Taylor G2HDG, 66 Burley Crescent, Downend, Bristol BS16 5PW.

I need hardly remind you of the **Northern Radio Societies Association** get-together at Belle Vue, Manchester on Sunday, April 27, doors opening at 11am. Attractions include inter-club quiz, construction contest, RSGB bookstall, grand raffle, Morse code challenge and a teletext display and Home Office exhibit. Talk-in facilities on f.m. via GB4NRS and G8NRS/A on 145.55 and 433.20MHz.

A reminder, as usual, to get copy to me by the 15th of the month. Those writing for the first time will find my full QTH in the box in this *On the Air* feature. Write to me direct and not via the magazine.

WARC 79

My comment in the March column on the effects of WARC 1979 on the c.w. qualifications got things rather back to front. The c.w. requirement will apply only to bands below 30MHz. 70MHz and 50MHz would therefore escape it. Sorry for the confusion.

BROADCAST BANDS

MEDIUM WAVE DX

by Charles Molloy G8BUS

If you listen on 927kHz at 2343, other than on a Monday, you will hear Brussels signing off. After the final announcement the interval signal comes on and in the background you will hear Big Ben and then: "This is the BBC World Service." Tuning notes then become dominant and when the Brussels carrier finally goes off a few minutes later, the BBC World Service disappears too. What have we been listening to?

Luxembourg Effect

It is cross-modulation, which causes the programme from a strong station to be impressed on the carrier of another station, that enables the BBC WS to appear on 927kHz. Cross-modulation usually occurs inside the receiver as a result of overloading it with a strong signal, but in the case of 927kHz it is not the receiver. I have heard the effect on several sets and the cross-modulation seems to be happening in the ionosphere. This phenomenon was first observed in the 1930s when Radio Luxembourg's English programme was on the long waves. It could be heard as a background to a number of other stations, so it became known as the Luxembourg Effect. Since it can be observed on several medium- and long-wave stations it is important that the DXer should be able to recognise it, otherwise he may spend a lot of time chasing after non-existent DX.

If two stations are really transmitting on the same frequency then there will be a beat which may be audible but will be visible on the "S" meter. It is caused by the slight difference in frequency between the carriers of the two stations, which may only be a few hertz, but is enough to produce the beat. It can be very useful. If you are listening to WINS New York on 1010kHz, for example, and there is a flutter on the "S" meter then stay on the channel as WINS may fade and CFRB in Toronto may become dominant in its place. I had an experience like this some years ago when listening to WCFL Chicago on 1000kHz, when the cause of the beat turned out to be KOMO, which is in Seattle on the West Coast of the United States.

On the other hand, cross-modulation, no matter how it occurs, will not produce a beat since there is only one carrier. It is only the programme from the BBC World Service, presumably from 648kHz, that is superimposed on the 927kHz carrier so there cannot be a beat, or sub-audio heterodyne as some people call it.

Realistic DX160 Receiver

Regular readers will remember the latest version of this receiver which has a ferrite-rod aerial for use on the medium and long waves. The windings on the ferrite rod replace the aerial tuning inductors fitted to earlier models, and if the ferrite-rod aerial is disconnected then the receiver will not work. If, however, the ferrite aerial is left untouched, it will mask the null of any loop that might be connected to the receiver. In short, you cannot use a loop with this version of the DX160.

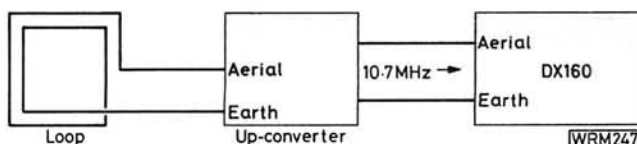
Of course, you could remove the internal aerial and fit aerial coils in its place, thus restoring the receiver to its original state. This requires some experimenting and technical know-how and if it is done to a new receiver then the guarantee would undoubtedly become void. Understandably, DXers shrink from this solution.

Two readers have succeeded in getting round the problem. **David Hyams** says: "Place a loop aerial near to the receiver and earth the loop windings. This can give good results so long as you are careful not to go near a part of the band with high-power transmitters." The transfer of signal is by induction from the loop to ferrite-rod aerial and no direct connection between loop and receiver is necessary. The loop is peaked up by its tuning control as usual. This method is useful if you want to boost the strength of a weak station but it cannot be used to null-out QRM.

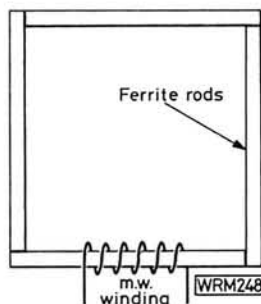
Up-Converter

Reader **K. Lewis** of Pensilva, in Cornwall, found another solution. He purchased an up-converter, which tunes across the medium waves and gives an output of 10.7MHz which is fed to the aerial and earth sockets of the DX160, and the latter is tuned to approximately 10.7MHz to a spot clear of any strong stations. A loop is then connected to the up-converter and the problem is solved. Fig. 1 shows the arrangement. What has been done is to convert the receiver into a double superhet on the medium wave with a first i.f. of 10.7MHz. The source of his particular unit has unfortunately since dried up, but the idea can no doubt be adapted for use with any others which might become available.

It is a great pity that the manufacturers of the DX160 decided to fit a ferrite-rod aerial, since earlier versions of this receiver gave good results when used with a m.w. loop aerial. If you are purchasing a receiver either new or second-hand and you want to use a m.w. loop then make



▲ Fig. 1



◀ Fig. 2

Fig. 1: Arrangement of loop aerial and up-converter for use with the DX160

Fig. 2: The ferrite-rod loop aerial suggested by George Horvarth

sure it does not have an internal aerial. It is easy to check. There should be little or no signal pick-up on the medium wave unless an aerial is connected. If there is, then the receiver cannot be used with a loop.

Ferrite-Rod Aerials

"Would a loop made of ferrite rods give better results than an ordinary straight rod?" enquires **George Horvarth** of Mablethorpe, who enclosed a drawing (Fig. 2) to show what he has in mind.

My guess is that as the loop would form a closed magnetic circuit there would be little or no pick-up by the winding, but it would be interesting to hear from anyone who tries it out. Ferrite material incidentally, is an insulator! Try an ohmmeter across the ends of a ferrite rod and you will see what I mean.

There is an optimum ratio of length to diameter of approx. 25:1 for a ferrite rod for use as an aerial, which precludes making a bundle of rods with a winding placed round the bundle. I made a ferrite-rod aerial with two 200mm rods of 16mm diameter which are inserted end-to-end inside a 250mm length of Paxolin tube. This gives an effective 400mm rod with an l/r ratio of 25 and it performs very well with a winding of 150 turns on the tube. It was described in more detail in the July 1978 edition of this column, but briefly it has a coupling winding of 10 turns and the tuning capacitor has a value of 330pF.

Readers' Letters

The term "homebrew" is referred to by **Bradley Wilson** of Bristol, who has been misled by it. It means simply "home-made" and is part of the jargon used by Radio Amateurs. Coupling by induction from loop to portable has been mentioned many times in this column and also in my article on loops in the November 1979 *PW*. AFN (American Forces' Network) broadcast from a chain of low-power stations on 1143kHz. All sites are in West Germany and you probably heard one of them.

DX Heard

A really interesting log of first-class DX comes from K. Lewis using his Realistic DX160, up-converter and 36 inch loop. Among the more interesting were WMDD 1480kHz in Fajardo, Puerto Rico in Spanish at 0205, Radio Vision, Caracas, Venezuela on 950 at 0130, Radio Globo in Rio de Janeiro on 1220 at 0135, Radio Montecarlo in Montevideo, Uruguay on 930 at 0200, Radio Colosal, Neiva, Colombia on 1005 at 0130 and Radio St Vincent (705 Radio) on approx. 703kHz at 0205.

BROADCAST BANDS

SHORT-WAVE BROADCASTS

by Charles Molloy G8BUS

This month we will start off with readers' letters as a number of them contain problems that should be of general interest. The first is from **B. Woodcock** of Leeds, who has an SRX-30 receiver and wants to know if there is a unit that could be fitted between aerial and receiver that would boost weak signals. He does not want to interfere internally with the SRX-30. Yes, there is, and it is called a preselector.

Preselectors

A preselector is a tuned amplifier which is really no more than the r.f. stage of a receiver, fitted into a metal box. It should not be confused with a pre-amplifier which is untuned and amplifies everything in the spectrum. The preselector amplifies only the station it is tuned to, and it has a tuning control in order to do this.

Occasionally I use a Codar PR30 preselector with the BRT400. It is valve operated and consists of a metal box with input and output sockets, a tuning control with a large-skirted knob marked 0 to 100, a switch to cover 1.5 to 30MHz in three bands, and a gain control with on/off switch. The unit, which has its own power supply, is plugged into the mains.

It is easy to use a preselector. First of all you tune in the station on the main receiver. Then you peak-up the signal with the preselector tuning control, and finally you adjust the preselector gain for a satisfactory signal. It is at this point that snags are encountered. If there is too much gain

Reports on the various bands are welcome and should be sent direct, by the 15th of the month, to:

AMATEUR BANDS Eric Dowdeswell G4AR, Silver Firs, Leatherhead Road, Ashted, Surrey KT21 2TW. Logs by bands, each in alphabetical order.

MEDIUM and SW BANDS Charles Molloy G8BUS, 132 Segars Lane, Southport PR8 3JG. Reports for both bands **must** be kept separate.

VHF BANDS Ron Ham BRS15744, Faraday, Greyfriars, Storrington, Sussex RH20 4HE.

from the preselector, which is likely to occur if it is used on a crowded band, then you may overload the receiver, which will cross-modulate and may even produce spurious signals in protest. A preselector amplifies noise as well as stations. A weak station with a noisy background will become a strong signal with a lot of noise, and it may be more difficult to listen to than the original.

Best results are obtained from a preselector when the receiver does not have an r.f. stage of its own. Image rejection will be improved and there will be a useful increase in sensitivity. The preselector is less valuable when used with a powerful receiver, but it is none-the-less a useful piece of ancillary equipment for DXing provided it is used with discretion.

Codar also produced the PR40 which was a transistorised model. The firm no longer make preselectors, though both models can be obtained secondhand. Be careful with the PR30 as there is a version of it that does not have its own power supply as it was intended to be powered from a valved receiver. Currently, Technical Associates make a preselector Type 2 for the s.w.l. and details of it are available from Stephens-James Ltd., 47 Warrington Road, Leigh, Lancs WN7 3EA. Details of other preselectors in use by readers would be welcome.

B40 Receiver Handbook

This handbook is no longer available from the Ministry of Defence, though the one for the B41 receiver can still be obtained for £11! Many thanks to A. R. Hardstone and P. Wixon for updating the information supplied by Peter le Quesne of Dunedin in the November 1979 *PW*.

Callsigns

"How can I identify stations by their callsigns?" asks **D. Burgess** (Alton, Hants). Very difficult, since broadcasting stations on the short waves scarcely ever use callsigns and I'm not sure if they are still issued in some countries. It is the prefix that identifies the country and these are fixed by international agreement. For example, mine is G8BUS and the G shows that it is issued in the UK. Similarly with F for France and W for the United States. A list of prefixes can be found in many amateur publications but it is of very little value to the broadcast band DXer or s.w.l.

Logbooks

Reader **Tim Barrow** (Freeland, Oxfordshire) would like to know what should go into a logbook. Unlike a reception report, a logbook is not concerned with programme details. It is a record of stations heard and reception conditions. My logbook has seven vertical columns which are titled: Date; Time; kHz; Log (Log scale reading); Item (what was heard); SIO; Station (if identified). It is up to the individual to decide what is best for him, but columns noting the date when the reception reports went out and when the QSL was received, are suggestions.

Radio Free Granada

Dean Bayliss is puzzled by this station as it has been quoted as being on 15 045, 15 105 and 15 115kHz and he wonders if I could give the exact frequency. All of them could have been correct! Unlike broadcasters on other bands, those on the short waves are constantly changing frequency. The majority find it necessary to change four times a year, in March, May, September and November,



A recent QSL from Radio Australia

because of seasonal changes in propagation. As a result, smaller stations have a period of adjustment after a major shuffle around as they look for a slot among the big broadcasters.

A list of short-wave stations in frequency order represents something quite different from a similar list covering the medium waves where it gives a picture that is static over the years. The international s.w. list gives frequencies that are normally used by the stations at some time of the year and it is only from DX programmes such as Sweden Calling DXers or from the *World Radio and TV Handbook* Newsletter that the DXer can keep up with the ever-changing scene.

DX Heard and News

Jim Edwards (Wigan) has been active on the Tropical Bands with his FRG-7, a.t.u. and 100ft long wire. He reports hearing Radio Nepal on 3425kHz at 1545, Kur-scoun on 3355kHz at 1555 (both on the 90m band) and Delhi on 3925kHz at 1610 on the 75m band, all logged during December. On the international bands Jim heard Radio New Zealand on 15345kHz at 0435 and Radio Nacional Colombia on 15335 at 0300. Radio Nepal on 3425 was also picked up by **Bryan Robertson** (Oxford) using his Realistic DX300 and 60ft long wire. Reception was at 0020 with Indian-style programming. RNZ was logged this time on 17860 in the 16m band at 0505 but with heavy QRM.

"Is it possible to hear Antarctica on the short waves?" asks **David Hyams** of Finchley. According to a report over Sweden Calling DXers, Radio Nacional Arcangel San Gabriel at Esperanza Base in the Argentine sector of Antarctica is on 6030kHz from midnight until 0200. Programming is in Spanish and the address for reports is: LRA36, Base Ejercito Esperanza, Apartado Postal 9411, Antartida Argentina.

Radio Andorra is mentioned by **Roy Patrick** (Derby) who reports that it is on 6215kHz from 1930 to 2100 daily in English. **Brian O'Flynn** (Cork) used a Pye domestic receiver and a 90ft long wire to pull in Radio Bangladesh on 21670kHz at 1259 and Radio Zambia on 9580kHz at 1515. Reader **G. W. Barber** would like to contact any DXer living in his part of the country. Replies to: No 1 Alcaig, Conon Bridge, Ross-shire IV7 8HS. **Graeme Stevenson** (Dunblane) heard FEBA Seychelles on 11860 at 1640, details of receiver not given. Sorry Graeme but I do not have the information you ask about amateur band receivers, I suggest you write to Eric Dowdeswell.

A concluding note about Radio Australia comes from **G. E. W. Hewlett** who is a monitor to Radio Australia. He says this station has now disbanded its Listeners' Club and the policy of sending out QSL cards will also go except possibly for one designated month a year.



by Ron Ham BRS15744

The popular saying: "As one door closes, another opens," certainly applies to the world of v.h.f. because, at present, the 6m band is closed, the sun is active again after a two month lull, and many readers are watching out for some early sporadic-E disturbances.

Aurora

About half-way through the auroral event on January 27, **Alan Baker** G4GNX, Newhaven, heard London stations working GM, LA and SM, and **John Branegan** GM4IHJ, Saline, Fife, who monitored between 1511 and 2110, heard stations in EI, G, GM, PE1, LA and SM on 2m, along with signals from the v.h.f. beacons in Germany DLOPR, Northern Ireland GB3GI and television pictures on Channels E2 and E4. Between 1725 and 2000 on the 28th, John received auroral signals from a Polish broadcast station around 69MHz, 2m signals from EI, G, GM and ON and very good signals from DLOPR and the beacons in Cornwall GB3CTC and Wrotham GB3VHF. For about two minutes at 2029 on the 29th, he received an exceptionally strong auroral picture on E2 from Norway, Steigen, and later, around 0230 on the 30th, Alan Baker heard tone-A c.w. signals on 20m, none of which is surprising in view of the solar activity which began on January 27.

Solar

At 1025 on September 15, **Cmdr Henry Hatfield**, Sevenoaks, recorded the radio noise at 136MHz from a solar event (VHF Bands, *PW* December 1979), which he also photographed through his spectrohelioscope (Fig. 3). At 1151 on January 27 Henry recorded what he thought was just another burst of radio noise at 136MHz. Unfortunately, the overcast sky prevented him from using the spectrohelioscope, but it is now known that on both these occasions, large X-ray bursts occurred on the sun and were recorded by the two satellites used by the Space Environment Service Centre, Boulder, Colorado, USA. Neither Henry nor I recorded any significant radio noise from the sun, at our observational frequencies, from 18 November 1979 until January 27 when a lengthy period of solar activity began. Although we both recorded slight noise and a few bursts between the 27th and 31st, the main event commenced on February 1, with a mild noise storm which lasted until the 5th. On the 8th, a few tiny bursts heralded an intense noise storm which ended on the 14th. **John Smith**, Rudgwick, Sussex, said that it was the strongest noise storm he had recorded for some years. The solar noise was very intense on the 11th, 12th and 13th (Fig. 4), during which time Henry recorded some activity at 1296MHz, and I heard solar noise at 50MHz on the 10th, 12th and 13th and at 28MHz, on the 12th. Henry observed seven sunspot groups on the 10th,

LOWE ELECTRONICS LTD.



TRIO R1000

£298 inc VAT

THE FINEST HF COMMUNICATIONS RECEIVER FROM THE LEADING COMPANY IN THE FIELD

R1000 BY TRIO

THIS RECEIVER IS SO ADVANCED, IT MAKES ANYTHING ELSE IN ITS PRICE RANGE COMPLETELY OBSOLETE.

And we should know, because we at Lowe Electronics have been firmly committed to Trio ever since we were appointed to be the UK distributors many years ago, and we are your direct contact with the Trio factory if you need advice or information. As the Trio distributors, we maintain the finest amateur radio workshop in the country here at Matlock, and our customers will tell you of our renowned service.

We stock and sell the complete Trio range, and operate a fast, efficient mail order and Securicor delivery service so that you are as close to us as your nearest letter box. We also recently introduced a terrific new credit card scheme which gives you, the customer, real purchasing power with instant credit.

As an example, should you wish to pay £12.50 per month, you have instant credit of £300.00 which is enough to buy your R1000 right away; no hefty deposits, no fuss and as a further bonus, should you need accessories, or even a new transceiver, you can extend the credit on your card to suit. The Lowe blue card is a really powerful purchasing aid and you shouldn't be without it. Why not ask us for details right away and also for full information on all that's good in Amateur radio.



The new digital flight scan receiver from Regency of America is a stunning improvement on any other air band monitor receiver. Utilising its own micro computer system to control an advanced synthesiser, the flight scan allows you to monitor any air band frequency in the range 108-136 MHz and to store up to 16 channels which can then be scanned continuously. Other features include fast keyboard entry of frequency, full band search facilities, channel lockout and much more. For the last word in air band monitors contact us today. Also available - M100 digital FM scanner covering 30-50 MHz, 144-174 MHz and 430-512 MHz.

FLIGHT SCAN £230 inc VAT carr £4.50
M100 FM SCAN £192 inc VAT carr £4.50



R820

The ultimate in receiver design. Trio R820. With more features than ever before available in a ham band receiver. This triple-conversion (8-83 MHz, 455 KHz and 50 KHz I.F.s) receiver, covering all amateur bands from 160 through 10 metres, as well as several short wave broadcast bands, features digital and analog frequency readouts, notch filter, I.F. shift, variable bandwidth tuning, sharp I.F. filters, noise blanker, stepped R.F. attenuator, 25 KHz calibrator, and many other features providing more operating conveniences than any other ham band receiver. Price £690.00, including V.A.T. Carriage £4.50.

SP820

Matching speaker to fit the R820, with built-in filters, 8 ohms impedance. Price £37.95, including V.A.T. Carriage £1.50.

SRX30

The SRX-30 represents a new step forward for the keen short wave listener or the radio amateur who needs to tune frequencies outside the amateur bands.

In the past, the performance of general coverage receivers has been limited by the difficulty inherent in setting to a known frequency - OK, so you know that Radio Peking is on 8547 KHz but how do you set the receiver dial? The SRX-30, due to application of new technology solves the problem by utilising a drift cancelling loop system converting to a very high (40 MHz) first IF so as to remove image interference problems. This is followed by a stable VFO controlled tunable second IF with excellent reset accuracy. The frequency range covered by the SRX-30 is 500 KHz - 30 MHz in thirty bands, each 1 MHz wide. If you wish to tune to say 14250 KHz, simply set the MHz dial to 14, the KHz dial to 250 and there you are, no fuss, no twiddling, no need to use calibrators, etc. (remember the drift cancelling system).

The SRX-30 is housed in a rugged metal case and operates from 240V ac mains or 12V dc supply. Reception modes are USB/LSB/AM/CW to cater for all HF operation and the receiver is equally at home on VHF using an external converter.

This receiver combines small size, accurate readout, ease of use, all mode operation, mains/battery power supply and excellent performance at a remarkably low price. See it, use it and you will like it.

Price £178.00 including V.A.T. Carriage £4.50.



FS10

The FS10 VHF FM monitor receiver is a high performance unit in such a small lightweight package that it will fit into a pocket. The receiver can be aligned for the 2 metre amateur band or the VHF marine band and provides top performance on either band.

The FS10 automatically scans up to ten crystal controlled channels, stopping on any channel where a signal is present. Manual selection of any channel is also provided. Complete with rechargeable battery pack, charger and personal earphone with provision for external antenna.

Price £82.00, including V.A.T., crystals extra. (Fitted ten channels £109.25, including V.A.T.) Carriage £1.50.



AMR217B

The AMR217B VHF FM monitor is an outstanding receiver suitable for either the 2 metre amateur band or the VHF marine FM band and can be supplied for either band on request. The AMR217B has an eight channel scanning facility and can also accommodate up to ten additional switched channels to extend its versatility even further. The receiver is extremely sensitive and is one of the best monitor receivers available to either the amateur or professional user. It is completely self-contained with a built-in speaker and operates from 240V AC mains or 12V DC supplies. A matching mobile mount is supplied to allow easy installation in boat or car.

Price £120.75, including V.A.T. (fitted 8 crystals). Carriage £1.50.



SR9

The SR9 represents the finest value for money ever offered in the FM monitor receiver market. Available in two versions to suit the 2 metre amateur band or the VHF marine FM band the SR9 gives fully tunable coverage of either band and also incorporates the facility for installing optional crystals which will provide up to eleven fixed channels for the most popular frequencies.

The SR9 is completely self-contained with built-in speaker and requires only 12V DC at around 200 mA to operate. Mounting hardware is provided for easy installation anywhere.

Price £46.00, including V.A.T. Carriage £1.50.



AP12

The AP12 is a 12 channel crystal controlled receiver covering a frequency range from 108 to 136 MHz which utilises a micro-computer which automatically peaks the R.F. oscillator and mixer stages in accordance with the crystal frequency in use. This means that you can install crystals for any frequency in the entire band without any drop in performance. Supplied complete with rechargeable battery pack, charger and personal earphone. Price £89.70, including V.A.T. Fitted 12 channels: £118.45, including V.A.T. Carriage £1.50.



R512

The R512 airband receiver is a high performance unit which automatically scans up to eight crystal controlled channels. The receiver will stop on any channel on which there is a transmission, stepping on again at the end of transmission. You may lock the receiver onto any channel of your choice for continuous monitoring and if any channel should be more or less permanently occupied you may also lock out the channel to permit scanning of other channels. These facilities are available on any or all channels.

Covering the full band from 108-136 MHz, the R512 is completely self-contained including built-in speaker and is supplied with mains and 12V DC power leads, whip antenna, mobile mounting bracket and personal earphone. Price including five fitted channels is £138.00, including V.A.T. Carriage £1.50.

PET
FULL RANGE OF
COMPUTERS AND
PERIPHERALS.
NEW 16K IN
STOCK.

For all that's good in Amateur Radio, contact;
LOWE ELECTRONICS LTD., Chesterfield Road, Matlock, Derbyshire. Tel: 0629 2430 or 2817.
For full catalogue, simply send 48p in stamps and request catalogue CPW.

TWO REALLY GREAT ANTENNAS

THE JOYSTICK VFA (Variable Freq. Antenna)

claims un-beaten scoring over commercial and/or conventional antennae. • Simple, rapid erection • Not only 6-band but CONTINUOUS 0.5-30MHz, incl. Broadcast • Omni-directional • Substantially Harmonic FREE • 1,000,000 miles per watt, world record! • Poor QTH's enhanced! CLIFF DWELLERS DREAM ANTENNA! • QUOTE from RADIO 2S (South Africa) "A remarkable antenna with great possibilities. Its physical size makes confined space operation a practical proposition."

SYSTEM "A" 150 w.p.e.p. OR for the SWL **£48.55**

SYSTEM "J" 500 w.p.e.p. Improved "Q" receive **£54.00**

NEW JOYMASTER ANTENNA SYSTEMS Amateur Bands 3.5-30MHz

ANY amateur receiving or transmitting can benefit from PARTRIDGE JOYSTICK expertise. The JOYMASTER development adds to the efficiency of the JOYSTICK by providing tunable artificial earth elements to make your shack independent of its location problems. High-rise flat and cliff dwellers please note!

SYSTEM JM1 150 w.p.e.p. **£61.50**

SYSTEM JM2 500 w.p.e.p. **£69.00**

JOYSTICK OWNERS - PLEASE NOTE. YOU CAN CONVERT YOUR EXISTING SYSTEM "A" or "J" TO A JOYMASTER OF THE SAME RATING WITH AN ADD-ON PURCHASE (£35.50 to update "A", £43 to update "J"). ALL INSTRUCTIONS USUAL CARRIAGE, etc.

PARTRIDGE SUPER PACKAGES COMPLETE RECEIVING STATIONS FOR ANY LOCATION

All cables, matching communications headphones, JOYSTICK System "A" Antenna. ON THE AIR IN SECONDS! SAVE £21.45!

FRG7Rx (and all accessories) (Ask for Pkg. R1) **£240.80**
(Rx. only £210.00, with FREE HEADPHONES).

FRG700Rx (and all accessories) (Ask for Pkg. R2) **£409.00**
(Rx. only £372.60, with FREE HEADPHONES)


SUPER BARGAINS IN YAESU/SWAN/PARTRIDGE PACKAGES

Quotes/Brochures on request.

BUSINESSMEN - VHF RADIO

Save time - petrol. Kill phone bills. Radio communication with your staff costs surprisingly little.

What is your problem?



JUST TELEPHONE YOUR CARD NUMBER

0843 62535 (ext 5) (62839 after office hours) or send 10p for FREE literature. Prices correct as at press. NOTE our prices are always INCLUSIVE OF VAT, carriage. Prompt service too, goods usually despatched WITHIN 48 HOURS!

5 Partridge House,
Prospect Road, Broadstairs, Kent CT10 1LD
(Callers by appointment).

G3CED
G3VFA



BURNS ELECTRONICS NEW EQUIPMENT FOR 1980

CRYSTAL CALIBRATOR CC-11

A battery operated, crystal controlled, portable instrument, the CC-11 uses CMOS and schottky integrated circuits for low power consumption and high harmonic output. Frequency stability is better than $\pm 10\text{ppm}$ over -10 to $+60^\circ\text{C}$. Designed to meet the UK amateur radio licence requirements, the CC-11 generates 1MHz, 500, 100, 50, 25, 12.5, 10 and 5KHz with harmonics to above 600MHz for receiver and transmitter frequency measurements. Modulation facility to identify output spectrum. Sampling bridge for heterodyne wavemeter function to above 500MHz. Supplied with battery and manual. Carriage free in UK.

Price **£55.00 + VAT**

FM DETECTOR MODULE FMD-7

(Reviewed in July 1979 Practical Wireless)

Designed for use with the Yaesu FRG-7/7000, Lowe SRX-30, Drake SSR-1 or any general purpose receiver with a 455KHz IF, the FMD-7 provides channel selectivity, high gain and limiting, quadrature detection, squelch and audio filtering. A buffer is included to isolate the receiver filters from those in the FMD-7.

The module uses a low power, multifunction, linear integrated circuit for reliability and ease of assembly and is available in kit or made and tested form. Full assembly and test instructions are provided.

Price: KIT **£18.63 + VAT** M & T **£23.20 + VAT**

Absorption Wavemeter TC-101 with probe **£45.50 + VAT**
Frequency Standard SD-12 T.B.A

APPLICATIONS MANUAL No.1 - RESONANT CIRCUITS

Theory and applications of tuned circuits covering 85KHz-200MHz **£0.75** (zero VAT)

ISSUE 10 COMPONENT CATALOGUE **£0.25** (zero VAT)

Data sheets available on all of our kit and manufactured products, send large SAE. All equipment and kit prices include carriage within the UK but exclude VAT which must be added at the rate of 15%. Exports are free of VAT.

**43a Chipstead Valley Road,
Coulston, Surrey, CR3 2RB**
Tel: 01 668 7766 (Ansafone)

STEPHENS-JAMES LIMITED

COMMUNICATION ENGINEERS

47 WARRINGTON ROAD, LEIGH WN7 3EA

ENGLAND
Telephone (0942) 676790

Everything for the Short Wave Listener.

We stock receivers and listening aids by most of the world's leading manufacturers. Full range of VHF receivers—transceivers. Mobile equipment pre-selectors—filters—antennas. Stabilised power supplies from 2 to 20 Amp. Antenna switches—converters. Aluminium masts—clamps. Antenna rotators.

Trio R1000 Receiver
Digital readout general coverage receiver covering 200KHz to 30MHz with a P.L.L. synthesiser. Also incorporating quartz digital clock. £298.00.

Trio RB20
Amateur Band Receiver £690.00.


Send for full specifications of our full range of receivers covering from 200KHz to 520MHz. Our secondhand equipment changes daily. Send SAE for up to date lists. Part exchange welcome. Good clean Equipment bought for cash.

Antenna Multituner MK2
Designed and manufactured by ourselves. Frequency coverage 500KHz to 30MHz. Will match any antenna over 5m in length to practically all receivers. In production for over four years and now used in over 55 countries.

Multifilter MK2
This unit incorporates Peak and Notch filter, and Band Pass filters. No internal connections to your receiver. Essential for users of FRG7, SRX30, SSR-1 etc.

Send for details including our Preselector and Crystal Calibrator.

Model 1405



- ★ 5MHz oscilloscope
- ★ Single beam
- ★ 10mV sensitivity
- ★ Int/ext. sync.
- ★ Timebase 10Hz-110kHz cont. variable
- ★ **£175.00 inc. VAT** Post free

Barclaycard and Access taken
Large SAE for complete catalogue.

HAVANT INSTRUMENTS LTD

20 Portsmouth Rd, Horndean, Hants. Tel: Horndean (0705) 596020



Fig. 3: The solar event photographed by Cmdr Henry Hatfield on 15 September 1979

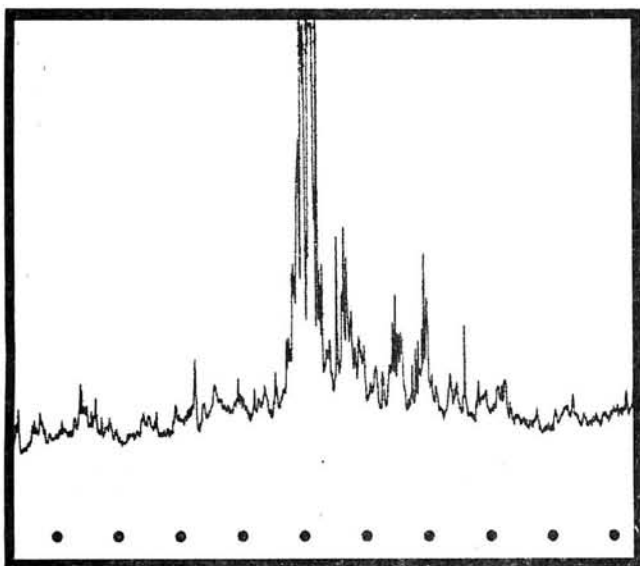


Fig. 4: One of the many large bursts of radio noise recorded by the author at 143MHz during the solar storm of 13 February 1980

one of which, around CMP, had a very large spot in the group. **Ted Waring**, Bristol, counted 29 sunspots on January 22, 25 on the 24th, 19 on the 28th, 16 on the 30th, 45 on February 1 and 4, and 37 on the 11th.

The 10m Band

After that special solar burst on January 27, it was not surprising that the BBC World Service announced, during the early hours of the 30th, that ionospheric disturbances had interfered with their signal paths for the previous few days. "Recently, whilst in QSO with John W2BLQ, on 10m s.s.b.," writes **Colin Phillips** G3RLA, Wirral, on January 21, "He invited me to try out my FT-901DM on the Metroplex f.m. repeater. The unit is carrier-accessible on both 2m and 10m, the 10m input being on 29.540MHz and the output 100kHz higher on 29.640MHz. We were immediately successful and had an interesting QSO." Colin also heard signals from 2m mobiles in the immediate access area of New Jersey, working across to Europe and South Africa via the repeater. Later, Colin had a QSO with WA2USS who confirmed the contact with a Metroplex QSL card (Fig. 5) which shows the address of the ACA if any readers require more gen.

On most days between January 21 and February 17, the band was open with the familiar pattern of strong signals from Russia in the early mornings. By midday, signals from

the north-American continent were equally strong. I heard several JAs around 0930 on January 24, 30 and February 4, 6, 8, 14, 15 and 17. 7X2LS was predominant among the strong signals around this time on the 30th, and Russian and Japanese stations were at equal strength, 55, when they were in QSO on February 1. On the 4th, the band was like a madhouse, with many stations active and a very strong JA working a very strong GW. At 1008 on January 25, there was a hefty signal from VK4NLL calling SV and TA stations for a QSO.

Although Ted Waring is still hearing Canadian DX on 10m he has not heard any signals from the Ottawa beacon, VE3TEN, since a regular daily spell between January 20 and 25. I heard signals from the beacons in Bahrain A9XC, Cyprus 5B4CY and Germany DK0TE and DL0IGI, on each of the 28 days between January 21 and February 17, while the beacon signals in Bermuda VP9BA and Florida N4RD were heard on only five and eight days respectively. **Harold Brodribb**, St. Leonards-on-Sea, noted strong harmonics from lower frequency broadcast stations between 28 and 31MHz on January 17, 18, 30 and February 3, 4, 6, 8 and 9. Among them were signals from Alma Ata (identified by Harold, VHF Bands, PW February 1980) and several stations using the Russian language.

Slow Scan TV

"Many SSTV stations continue to take advantage of the good conditions on the 10m band," writes **Sam Faulkner**, Burton-on-Trent, "and although my monitoring periods have only been between 1700 and 1800 and part of the weekends, prefixes from W1 to W0 are in the log". On January 19, Sam received pictures from VE3JW, WB0RL2 and W4DWB; 20th K5KQG, WD0ADZ and WB0QCD; 23rd WD9HWG and WB0KFB; 25th WD0ADZ. Between 1430 and 1600 on the 27th, Sam had a good haul; K3EGK, N3TV, WD0ADZ, WA4UUV, WB2SBN, WA1YNR and W5ZR. On February 2 he saw KA4H, K4FJK, N3TV and WD0ADZ, 3rd I7PQD, K8CHW, WA2YJD, WB4GHA and W8KZM, and on the 4th, Mel Shavelson W6VLH (Mel was the executive producer of the "Best Sellers" series /ke shown on ITV recently) and W1SE, the advertising manager for the American magazine QST.

DXTV

It will be a long time before that big tropospheric opening of late November, 1979, is forgotten. It was so extensive that many more v.h.f. enthusiasts realised that simply anything can happen when such a disturbance is in progress. During the event, **Richard Lambley** G8LAM, London, was called by his neighbour, Hugh Williams, who uses a Sony TV

Metroplex

Amateur Communications Association
Box 237, Leonia, New Jersey 07605

To Radio Station: G3RLA , From Radio Station: WA2USS

Tnx for 2-way QSO via the Metroplex Repeater System

Metroplex Repeater Input/Output Frequencies				Circle Freq's used	
448.950	446.750	427.250	223.100	222.120	
443.950 FM	441.750 FM	421.250 FSTV	224.700 FM	223.720 FM	
144.850	144.910	52.470	29.540	29.501	
145.450 FM	144.910 RTTY	53.470 FM	29.640 FM	29.501 SSB	

Date: _____, Time: _____ GMT EST EDST Your signals: _____

PSE QSL TNX. 73, Joe Operator

Fig. 5: The QSL card received by Colin Phillips for a QSO through the 10m repeater in New Jersey

receiver and a large, rotatable Fuba aerial, to see a strong picture from Kiel on channel 35, and during a programme junction the station put up a caption (Fig. 6), apologising for the prevailing interference and asking for the viewers' understanding. Richard's quick action in photographing this caption has enabled me to place on record that interference of this nature cuts both ways. This caption may well have been used again during the period of January 28 and 29, because another tropospheric disturbance was affecting the v.h.f. and u.h.f. bands.

At 1934 on the 28th, **Ken Smith** BRS20001, Horsham, watched a news programme from the French u.h.f. television service and noted the moderate to severe patterning on our own signals. For most of the 28th and 29th, I received pictures from the IBA transmitter at Lichfield on channel 8 with a dipole aerial, always a good v.h.f. path indicator toward the north for me. At 0016 on the 29th, I watched a picture caption *News of Wales* from Wenvoe, again with a dipole, on channel 44, followed by a clock with BBC Wales CYMRU and close down. At 0919, there were strong u.h.f. TV signals from many parts of the UK and at 0930, Ken Smith saw another French TV caption, *TDF ANTENNE 2* from one of their stations using channel 21. **Martin Liezers** GW8RKB, University College of Swansea, using a JVC 3040 receiver and a dipole cut to 55MHz, has, since early January, sometimes seen pictures from Russia and Scandinavia in Band I and is no doubt looking forward to the 1980 sporadic-E season.

At 2030 on January 26, **Andrew Rogers**, Bristol, watched a car review programme on channel E2, immediately after installing a new 3-element wideband aerial for Band I. "The signal was present for about half-an-hour," writes Andrew, "and became super strong for the caption about the Peugeot 505SR". During the early evening of January 17, Sam Faulkner received pictures from Sweden on E2 accompanied by a weaker news programme on R1, and at 1245 on the 23rd, he logged the RS-KH test card from Czechoslovakia.

While watching some pictures on R1 and reading my morning mail, around 0930 on February 4, I thought it worth pointing out to new TV DXers the closeness in frequency of the E2 and R1 vision channels, 48.25 and 49.75MHz respectively. JA2TTO has sent John Branegan photographs of Chinese television with captions, and John has reciprocated with photographs of European test cards, so let us hope that this typical amateur co-operation will help us identify the signals from China if they appear to us on R1. John is keeping a watch on Band I for television pictures from both Australia: channel 0, 46.25MHz; channel 1, 57.25MHz and channel 2, 64.25MHz; and China: channel R1 and channel "X" 57.75MHz.

Sporadic-E Television

John received pictures from Hungary, R1, between 1845 and 2200 on January 17, France F2 and F4, negative pictures, and Norway from 1450 to 1842 on the 21st, and West Germany, E2, periodically between 1820 and 2050 on the 26th, 30th and 31st.

Tropospheric

The atmospheric pressure, measured on my barograph, rose sharply from a low of 29.6in at midday on January 24 to 30.0in at noon on the 25th, 30.2in at noon on the 26th, and reached its peak of 30.4in at midday on the 27th. By 1800 on the 27th it began to fall just as sharply, and by midday on the 31st there was a big storm and a low of 29.0in. It's very rarely that a high fails to produce some v.h.f. DX and, true to form, at 0953 on the 27th, signals from the Bristol Channel repeater GB3BC, R6, were opening the squelch on my TM56-B receiver and were consistently

Bei der derzeitigen Wetterlage
kann es durch Überreichweiten
fremder Sender zu Störungen
beim Fernsehempfang kommen.

Wir bitten um Verständnis.

Fig. 6: Interference apology caption received from Kiel on Channel 35 by Hugh Williams

strong until the opening ended late on the 29th. From early morning on the 28th to mid-evening on the 29th, I received signals from the 2m repeaters in Birmingham GB3BM and Kent GB3KR. Most stations working through the repeaters were talking about the DX and the good conditions. One amateur, working through the Hampshire repeater GB3SN, R5, referred to it as pandemonium as one repeater interfered with another on the same channel.

Alan Baker reported signals on all channels, R0 to R6, and while mobile on the 28th he worked two GWs and stations in Cornwall and Devonshire via the Brighton repeater GB3SR, R3. He also heard the Paris beacon FX0THF, at 569.

The Cornish 2m beacon GB3CTC was heard at 599 in Brighton during the event, and between 1755 and 1817 on the 29th, **Brian Houghton** G4BCO, Hastings, worked DC5KV, ON1AGO and PA0CML on 70cm. At 1935, Alan worked F1FBE near the Spanish border via the Brighton repeater, which is possibly the repeater's best DX so far. Later he heard ON0UR on R3, worked DK2GS/M via DB0UT on R7, and was called by LX1XJ via the Geneva repeater and a QSO was established. Around 0150 on the 29th a 5-way QSO took place between GW3EHN, G8JIM (Stratford), G3OEM (Brighton) with no aerial, G8SHM (Saffron Walden) and G4GNX (Newhaven) through the Brighton repeater. G4GNX also worked ON5BG and ON1EG via the Belgian repeater ON0WV, R2, and G8TXG through the Malvern Hills repeater GB3MH, R3.

Both Ken Smith and I heard French broadcast stations, frequently as strong as the BBC signals, in Band II, on the 28th and 29th. Although conditions were not so good for the RSGB's 432MHz fixed station contest on February 3, **George Grzebieniak** RS41733, London, heard GJ4ICD, G4BEL (Cambridge) and a few stations in Suffolk, all at good strength. George is now concentrating his efforts on 70cm because he only requires three more counties for his RSGB 70cm award. Around 2200 on February 8 and 1000 on the 9th, Harold Brodribb, using a Bush VHF80, heard several French f.m. stations in Band II, a brief lift which coincided, as usual, with a slight drop in atmospheric pressure.

News Items

Congratulations to **Laurence Hatfield**, aged 14, Sevenoaks, who, along with three other lads at Worth School, Sussex, passed the RAE and will soon be sporting their G8 callsigns.

Congratulations also to **Griffith Rockwood** G3JGR, on his election as chairman of the Mid-Sussex Amateur Radio Society. The retiring chairman, **Eric Letts** G3RXJ, served in this capacity for many years and is now concentrating his efforts on the Society's u.h.f. gear for their field day station.



THE NEW K.D.K.



The KDK FM2025E is a 12V DC two-metre FM transceiver suitable for mobile or base station use. Although packed with more features than any previous model, operation has been made even easier, by the use of a 'custom built' microprocessor controller.

A digital frequency synthesizer provides full band coverage in 12.5KHz or 25KHz steps selected by a slide-switch. 'Single knob' frequency selection is provided by an optically coupled encoder (30 PPR) plus a dialling speed switch that increases the tuning steps tenfold to facilitate the selection of widely spaced frequencies.

An electronic memory, with on board Ni-Cd back up, provides 10 simplex (plus standard ± 600 KHz shift) and/or 5 semi duplex channels for the ten slot, two group store. This makes the 2025 as easy to use mobile as a crystal controlled transceiver. One memory slot is semi-dedicated to 'priority' use, and is programmable even when the 2025 transceiver is controlled by the dial.

The 2025 embodies the best non-lockout scanner available. It seeks occupied or empty channels and a flick switch hold facility enables immediate transmission on a desired frequency. The scanner functions on both memory channels and across any selected portion of the band. Scan limits are defined by two of the memory channels.

2025

2m SYNTHESIZED TRANSCEIVER

- ★ Custom design micro control
- ★ 25KHz and 12.5KHz steps!!
- ★ 'Instant QSY', 10X rate button
- ★ 25 Watts of reliable RF output
- ★ Band scan between any limits
- ★ 10 write-in memory channels
- ★ Memory scanning with hold
- ★ Standard ± 600 KHz or any split

Dual gate UHF MOS.FETS are used in the RF and mixer to provide superior intermodulation characteristics with high sensitivity. This performance is maintained over the band by automatic varicap electronic tuning.

A monolithic crystal filter in the first IF and a commercial quality 15-pole ceramic filter in the second IF provides extremely sharp selectivity. The adoption of the latest one-chip multifunction IC for all the second conversion circuitry enhances receiver performance and reliability.

The single conversion transmitter uses a balanced mixer and a VCO on the signal frequency (directly modulated for superb FM) and hybrid power module to produce 25W (or 3W) RF output. The PA is impervious to breakdowns under infinite VSWR and produces with the LPF a substantially spurious free signal.

All necessary control function instructions are programmed into the microprocessor itself. By re-arranging a diode matrix, the lower frequency transceive limit, the high frequency receive limit and the high frequency transmit limit may be altered to allow for changes of band plan or location after purchase of the transceiver.

Switchable autotone burst, RF attenuator, squelch, microphone, microphone clip, power lead, mounting bracket, hand book are, of course, part of the package.

Call SMC for further details and demonstration.

£250 inc. VAT at 15%
(£217.39 + VAT)

SEE ONE TODAY!

6 GOOD REASONS FOR DEALING WITH SMC

1. We only sell equipment we honestly recommend.
2. 22 years of communications experience.
3. Direct access to manufacturers.
4. Probably the best equipped service facility.
5. Over £10,000 worth of spares in stock.
6. Management and engineers are all licensed.



SOUTH MIDLANDS COMMUNICATIONS LIMITED

S. M. HOUSE, OSBORNE ROAD, TOTTON, SOUTHAMPTON, SO4 4DN, ENGLAND
Tel: Totton (0703) 867333, Telex: 477351 SMCOMM G, Telegram: "Aerial" Southampton



S.M.C. (Jack Tweedy) LTD

Roger Baines, G3YBO
79 Chatsworth Road,
Chesterfield, Derbyshire
Chesterfield (0246) 34982
9-6: Tuesday-Saturday

NORTHERN (Leeds) BRANCH

Colin Thomas, G3PSM
257 Otley Road,
Leeds 16, Yorkshire.
Leeds (0532) 782326
9-5: Mon-Wed & Fri-Sat.

S.M.C. (Jack Tweedy) LTD

Jack Tweedy, G 3ZY
150 Horncastle Road,
Woodhall Spa, Lincolnshire
Woodhall Spa (0526) 52793
9-5: Tuesday-Sat (+ appointments)



G3ZUL	Brian	Stourbridge (03843) 5917	GW3TMP	Howarth Pontybodkin (035287) 846/324	GM8GEC	Jack	Edinburgh (031665) 2420
GW4GSW	Alan	Swansea (0792) 24140	GI3KDR	John Bangor (0247) 55162	GI3WVY	Mervyn	Tandragee (0762) 84056

DOES YOURS SAG?



Gawd's Stewth, some of you have got dirty minds, WE are talking about POWER SUPPLIES.

Or to put it another way, is yours man enough for the job you're asking it to do? it's all very well flashing low distortion figures about the place, but good 'Amp design does not begin and end with low distortion alone.

Take power output for instance, it is patently obvious that as an Amplifier delivers more and more power into it's load, so the demands upon it's power supply become greater and greater, and unless the design has been well thought out the end result is the dread disease voltage sag.

If the mains Transformer is underrated in a misguided attempt at economising, it is inevitable that voltage sag will occur, which in itself is a bad enough fault, but if you persist in your demands for more power out things are likely to become very hot indeed, and tuning for maximum smoke is not to be recommended.

The Toroidal Transformer in the Winton will give you a minimum of 50+50 Watts output into an 8 ohm load, and do so continuously. Sure, if you run it at the maximum output for hours on end it will become hot, but as you'll probably be totally deaf by that time, the whole thing becomes academic anyway.

What does matter is Reserve, i.e. you have sufficient "guts" in the power supply to cope with transient peaks at frequencies which demand higher power, without running into the distortion and clipping problems that Voltage Sag will introduce.

Convinced? - good, send your cheque NOW for the greatest MOSFET Amplifier kit around, need more info? send us a 12p stamp and we'll send you some thought provoking literature, POWER MOSFETS RULE! O.K.?

The Superlative WINTON is available for your convenience packed as follows:

- Pack (A) All Capacitors and Fixed Value Resistors, (Inc. 7 Amp ripple Res. Caps.) **£21.93**
- Pack (B) Switch Bank, Switches, Potentiometers, Pre-Sets & all Knobs **£15.93**
- Pack (C) Printed Circuit Board (Tinned, Drilled, & Overlay Printed) & Pins **£8.28**
- Pack (D) Hardware Pack, consisting of precision formed & punched Chassis, Black Epoxy finish Heat Sinks, Teak Veneered Cabinet, all screws, wire, fuseholders, etc., and a super Brushed Silver Aluminium Fascia Panel. **£40.25**
- Pack (E) All Semiconductors, (Including HITACHI POWER MOS-FETS) **£31.21**
- Pack (F) Special LOW HUM FIELD Toroidal Transformer **£23.55**

COMPLETE KIT, of all parts necessary to build the P.W. WINTON **£133.50**

Order with complete confidence (C.W.O. only please) from:

T. & T. ELECTRONICS

Green Hayes, Surlingham Lane, Rockland St. Mary, Norwich,
NR14 7HH. Telephone 05088 632
ALL PRICES INCLUSIVE OF V.A.T. & CARRIAGE. Callers by appointment only.

THE VALVE AND TUBE SPECIALIST VALVES AT NEW LOW PRICES

RECEIVING, SQ. TRANSMITTING, DISPLAY, GAS FILLED, ETC.

Type No. Price ea.	Type No. Price ea.	Type No. Price ea.	Type No. Price ea.
BK66 59.15	EF37A 2.75	M8137 0.94	QY4-250 72.00
BK448 76.90	EF39 1.50	M8162 0.85	OZ06-20 24.10
B75 37.80	EF80 0.80	M8163 2.65	RG1-240A 16.00
B75B 28.15	EF85 0.91	M8212 0.85	TY2-125 61.80
D77 0.80	EF86 0.80	OA2 3.50	TY4-400 62.27
DF61 0.56	EF89 0.72	OA2WA 2.50	UCL82 0.65
DM160 3.20	EF91 1.85	OB2 2.55	UG1-2500 59.60
DY86/87 0.64	EF92 2.20	OB2 2.55	5U4G 1.95
E55L 15.00	EF93 0.60	EN92 3.10	5V4G 1.35
E80CC 5.65	EF95 2.60	PC86 0.83	6AK6 1.90
E80CF 10.40	EF183 1.26	PC88 0.83	6AQ6 1.30
E80F 6.32	EF184 0.75	9C97 1.40	6AU6 0.95
E82CC 1.85	EH90 0.86	PC900 0.58	6BH6 1.20
E83CC 3.50	EK90 0.76	PC885 1.10	6BQ7A 1.85
E83F 2.10	EL34 1.64	PC889 1.50	6BR7 6.00
E86C 6.20	EL36 0.82	PC8189 1.75	6BR7 4.00
E86C 3.15	EL37 4.65	PCF80 0.87	7BW6 5.30
E88CC 3.15	EL81 1.48	PCF86 1.58	6BW7 1.45
E92CC 1.65	EL84 0.96	PCF200 2.15	6C4 1.30
E995 3.65	EL86 1.65	PCF801 0.95	6L6GT 1.60
E130L 16.30	EL90 1.25	PCF802 0.81	6SA4 1.25
E180CC 4.65	EL91 5.85	PCF805 1.40	6SJ7G 1.10
E180F 5.45	EL95 1.28	PCF808 1.40	6SL7GT 2.68
E182CC 6.34	EL360 4.12	PCH200 1.10	6SN7GT 0.90
E186F 5.50	EN91 2.56	PCL82 0.74	6V6GT 0.95
E188CC 3.45	EN92 3.18	PCL84 0.83	6V6GT 0.95
E288CC 7.40	EY51 1.66	PCL85 0.85	12AL5 1.85
E810F 8.10	EY84 4.40	PCL86 0.85	12AU6 1.85
EAF801 2.75	EY86 0.64	PD500 3.90	12BH7 0.98
EBC81 0.85	EY88 1.25	PF200 1.40	12E1 8.00
EB91 0.95	EY500A 1.65	PL36 1.15	12SN7GT 2.00
EC91 1.82	EY802 0.96	PL81 0.80	29C1 10.00
EC92 0.94	EZ80 0.58	PL84 0.75	30FL2/1 1.20
EC881 0.78	EZ81 0.75	PL95 1.10	30PL14 1.95
EC882 0.60	EZ90 1.20	PL504 1.58	90C1 2.80
EC883 0.78	GXU1 15.00	PL508 1.85	90CC 13.68
EC884 1.19	G232 1.45	PL509 2.75	90CV 9.00
EC885 0.82	G233 1.55	PL802 2.90	92AG 7.96
EC888 1.20	G234 1.45	PY88 0.78	
EC91 1.38	KT61 3.96	PY500A 1.55	
EC22000 4.50	KT66 4.25	PY800 1.20	
ECF80 0.80	KT88 7.15	PY81/801 0.68	
ECF82 0.80	M8079 0.82	QV06-20 11.50	
EC881 0.75	M8081 3.40	QV03-20 18.10	
EC880 0.95	M8082 2.14	QV03-10 4.50	
ECL82 0.63	M8083 2.14	QV06-40A 21.85	
ECL85 0.82	M8100 1.45	QV02-6 12.04	
ECL86 0.94	M8136 0.85	QZ06-40 55.20	

CASH WITH ORDER
Carriage 50p. VAT 15%.

Account facilities available for established customers. Quotations given for large quantities.

OHIO SCIENTIFIC SUPERBOARD 2
50Hz model for UK tv sets. Full keyboard and cassette interface. Uses your tv as a vdu. 8K basic. 4K ram. Fully assembled £188 - 15% vat, post free.

* Special offer:- If bought with super-board these items are at the reduced *
* price shown first. Also sold separately at *
* the bracketed prices. Add 15% vat. *
* Modulator and power supply kit £4.95 *
* (£7.95). 4K RAM £18.40 (£24). Case *
* £19 (£21). Cassette recorder £12.13 *
* (£14.74). *

SINCLAIR PRODUCTS
PFM200 £51.95, case £2.07, adaptor £4.03, connector kit £11.27. Microvision TV £91.44, mains adaptor £6.88, PDM35 £34.23, mains adaptor £4.03, case £2.07, DM350 £76.70, DM450 £102.17, DM235 £55.55. Accessories for all 3 models: rechargeable batteries £7.99, mains adaptor/charger £4.03, case £8.90. Enterprise prog calculator £19.95. New SC110 10MHz oscilloscope £14.95.

COMPUTER GAMES
Chess champion 6 £49.95. Chess challenger 7 £84. Checker challenger 2 £46. Star chess £62. Grandstand video entertainment computer £79.95. Videocarts £12.60. Philips G7000 Videopack home computer £149. Videopacks £12.95. Atari Videocomputer £147. Cartridges £14.85 (except chess £43.95 and backgammon £33.95).

TV GAMES
Tank battles kit £8.34. AY-3-8500 chip £3.00, kit £4.26. Stunt cycle AY-3-8760 chip £13.71, kit £4.95. 10 game paddle 2 AY-3-8800 chip £2.80, kit £7.03. Racing car chip AY-3-8603 £13.63. Modified shoot kit £5.28. Rifle kit £5.27. Colour generator kit £9.05.

MAINS TRANSFORMERS
6-0-6V 100ma 76p. 1ja £2.60. 9-0-9V 75ma 76p. 1a £2.22. 2a £3.94. 12-0-12V 100ma 82p. 1a £2.80. 15-0-15V 1a £3.15.

JC12 AND JC20 AMPLIFIERS
Integrated circuit audio amplifier chips with data and printed circuits. JC12 6 Watts £2.08. JC20 10 Watts £3.14.

CONTINENTAL SPECIALITIES PRODUCTS
EXP300 £6.61. EXP350 £3.62. EXP325 £1.84. EXP650 £4.14. EXP48 £2.64. LP2 £20.70.

PRINTED CIRCUIT MATERIALS
PC etching kits:- economy £2.42, standard £4.76. 40 sq in pcb 45p. 1 lb FeCl 1.30. etch resist pens:- economy 50p, dalo 84p. drill bits 1/32" or 1mm 0.90p. etching dish 32p. laminate cutter £1.20.

BI-PAK AUDIO MOLDS
AL30A £4.08. PA12 £8.38. PS12 £1.58. TS38 £2.70. S450 £25.06. AL60 £5.06. PA100 £17.33. SP8M0 £4.74. BMT80 £6.06. Stereo 30 £21.57. AL80 £7.71.

S-DECS AND T-DECS
S-Dec £3.79. T-Dec £4.59. u-DecA £4.69. u-DecB £7.16. 16 dii adaptor £2.31.

BATTERY ELIMINATORS
3-way types with switched output and 4-way multi-jack:- 3/4/6V 100ma £2.67. 6/7/9V 300ma £2.84. 100ma radio types with press stud connectors 9V £3.57. 6V £3.57. 4.5V £3.57. 9-9V £4.79. 6-6V £4.79. 4-4.5V £4.79. cassette recorder mains unit 7.5V 100ma with 5 pin din plug £3.57. fully stabilized type 3/6/7.5V 400ma £5.97. car converters 12V dc input, output 9V 300ma £1.19. output 7.5V 300ma £1.19. output 3/4/6/7.5/9/12V 800ma £2.66.

BATTERY ELIMINATOR KITS
100ma radio types with press-stud connectors 4.5V £1.49. 6V £1.49. 9V £1.49. 4-4.5V £1.92. 6-6V £1.92. 9-9V £1.92. cassette type 7.5V 100ma with din plug £1.49. heavy duty 13-way types 4/6/7/8/11/13/14/17/21/25/28/34/42V 1A £5.36. 2A £8.40. car converter input 12V dc, output 6/7/9V 1A stabilized £1.35.

STABILIZED POWER KITS
The first price for kit without transformer, the bracketed price includes transformer. TTL computer supply 5V 2A £2.95 (£6.45). 5V 4A £3.95 (£10.32). 8-way types 3/4/6/7.5/9/12/15/18V 100ma £1.74 (£2.50). 1A £3.18 (£5.30). 2A £4.17 (£8.15). Variable voltage models 2-8V 100ma £2.12 (£2.98). 1-30V 1A £3.18 (£6.20). 1-30V 2A £4.98 (£11.24).

COMPONENTS
1N4148 0.9p. 1N4002 2.9p. 1N4004 3.4p. 723 14 dii 33p. NE555 8 dii 24p. 741 18p. bc183. bc213. bc547. bc548 4.9p. bc162. bc184. bc212. bc214. bc548 5.5p. tip31c. tip32c 36p. tip41c 40p. bd132 27p. plastic equiv bcy72 4.5p. fuses 20mm x 5mm cartridge .15. .25. .5. 1. 2. 3. 5 Amp quickblow 1p. anti-surge 3.6p. resistors 5% 1W £12. 10R to 10M 1p. 0-8p for 50 of one value. polyester capacitors .020V .015. .068. 1mf 1.5p. .01mf 3.0p. .252. .033mf 3.3p. .047mf 3.5p. .15. .22. .33. .47mf 4.9p. polystyrene capacitors E12 63v to 1000pf 3p. 1n2 to 10n 4p. ceramic capacitors 50V £6.22pf to 47n 2p. electrolytic capacitors 50v. 5. 1. 2mf 5p. 25v 5. 10mf 5p. 16v 22. 33mf 5p. 47. 68mf 3.5p. 100mf 6p. 330. 470mf 9p. 1000mf 11p. zeners 400mW E24 2v7 to 33v 7p. preset pots subminiature 0.1W horiz or vert 100 to 4M7 7p. potentiometers 1W 4K7 to 2M2 log or lin single 27p. dual 71p. 1" red LEDs 9.7p. ic sockets 8 dii 8.7p. 14 dii 10.1p. 16 dii 12p.

SWANLEY ELECTRONICS Dept. PW
32 Golds Rd., Swanley, Kent BR8 8EZ.
Mail order only. Please add 30p postage. Prices include VAT unless stated. Lists 24p post free. Overseas customers deduct 13%. Official credit orders welcome.


ELECTRO-TECH COMPONENTS LTD.

JVC-VICTOR HIGH FIDELITY STEREO CASSETTE TRANSPORT MECHANISM

ELECTRO-TECH COMPONENTS have secured a very large quantity of cassette transport mechanisms, equipped with all the latest improvements, as well as "SEN ALLOY" type 1.5 micron record/replay heads, and solenoid-controlled auto-stop action. These were manufactured by JVC/VICTOR of Japan to specification of TANDBERG OF NORWAY. This mechanism alone would normally cost over £50.

FEATURES:

- ★ Close-tolerance, high-quality, top loading transport
- ★ "Sen-Alloy" (SA type) R/P head
- ★ Solenoid-driven autostop circuit
- ★ Automatic head cleaning device
- ★ Air damped "soft" cassette eject
- ★ Miniature microswitches for switching
- ★ Pre-aligned heads and calibrated motor speed regulator built in
- ★ Three-digit tape position counter
- ★ Six-function keyboard controls "Record," "Rewind," "Forward," "Play," "Stop/Eject," "Pause,"
- ★ PCB connectors and cables attached
- ★ High-mass balanced flywheel with permanent lubrication spindle
- ★ Full specifications for motor, heads, and switches available on request.



£14.95 VAT inc.
plus £1.00 P&P

★ CASSETTE DECK KIT BASED ON DESIGN OF MR. LINSLEY-HOOD ★

We have developed an outstanding stereo cassette kit with the aid of Mr. Linsley-Hood, to complement the improved specification and latest important advances in cassette electronics since the original design was published. The kit is ideal for use in conjunction with the JVC transport mechanism (left).

Included in the kit are two fibreglass PCB's, drilled and plated for immediate assembly, two VU meters, Dual LED Peak Meters, Variable Bias system, Power Supply, over 10 micro-circuit IC's for the most up-to-date performance, as well as monitoring amplifier, test and calibration cassette, etc.

Price of Kit (without transport mech.)
£35.95 VAT inc. plus £1.00 P&P

Also available. A custom-designed case for the Kit, this is a fully screened enclosure, sloping panel, satin anodised, wood end panels, professional finish.

Price of Case £9.75 VAT inc. plus £1.00 P&P

Readers will know of the original LINSLEY-HOOD CASSETTE DECK design, published in May 1976. Subsequent articles by Mr. Linsley-Hood have confirmed that the design far exceeded his original expectations, so much so that he published a number of improvements, modifications, and additional features to the original design, which are now incorporated in this Kit.

OFF THE SHELF
DELIVERY ON THESE



BRAND NEW FROM FLUKE ... NOW AVAILABLE THE 8024A HAND HELD DMM

This model incorporates all the features of the 8020A but in addition has:

- A peak hold switch which can be used in AC or DC for volts and current functions.
- Audible continuity testing and level detection for sensing logic levels.
- A temperature (°C) range for use with a thermocouple.

£135

Carriage and Insurance £3

The following accessories are in stock now

Y8008 Touch and Hold Probe.....	£18.00
80K-40 High Voltage Probe.....	£45.00
81RF RF Probe to 100 MHz.....	£32.00
80T-150C Temperature Probe (C).....	£55.00
801-600 Clamp-on AC Current Probe.....	£50.00



HERE IT IS ... THE EVER POPULAR 8022A HAND-HELD DMM

Consider the following features:
6 resistance ranges from 200 ohm-20 ohms.
8 current ranges from 2mA-2A AC/DC.
10 voltage ranges from 200 mv-1000v DC-200 mc-750V AC.
Pocket size - weighing only 370 gms.
Full overload protection - will withstand 6kv spikes.
Rugged construction - virtually indestructible.
Meets tough military specs. - drop proof.
In line, pushbutton operation for single-handed useage.
Incorporates low power CMOS chip for low power consumption.
All this plus a 2-year full guarantee.



For only £89
Carriage and Insurance £3

Soft carrying case
£7 extra

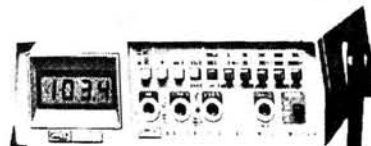
Even more sophisticated the Fluke 8020A.
Identical in most respects to the 8022A but in addition incorporates a conductance range from 2mS-200nS.

Price £112

Carriage and Insurance £3.00

A handsome soft carrying case is included (this model only)

OFF THE SHELF
DELIVERY ON THESE



8010A AND 8012A BENCH MODEL D.M.M.s

The 8010A is a general purpose, bench/portable digital multimeter with more functions and features than ever offered for such a low price. Its companion, the 8012A, has identical characteristics except that it has two additional low resistance ranges, 2Ω and 20Ω to replace the 8010A's 10 ampere current range.

The 8010A and 8012A feature:
10 voltage ranges from 200mv-1000v dc, 200mv-75v ac.
3 conductance ranges from 2mS-200nS.
6 resistance ranges from 200Ω-20mΩ - the 8012A has two additional resistance ranges 2Ω and 20Ω.
10 current ranges from 200μA-2A AC/DC - the 8010A has two additional current ranges 10A AC and 10A DC.

8010A £159 8012A £179

Carriage and Insurance £3.

The 8010A is also available with two rechargeable Nicad size C batteries installed in option -01 a+ **£179.00.**



TMK500 MULTIMETER 30,000 OPV

A sturdy and reliable instrument. Has internal buzzer.

AC volts: 0 to 2.5, 10, 25, 100, 250, 500, 1000.
DC volts: 0 to 0.25, 1, 2.5, 10, 25, 100, 250, 1000. DC current: 0 to 50 uA, 5 mA, 50 mA, 12 amp.
Resistance: 0 to 6K, 6 meg, 60 meg.
Decibels: -20 to +56 db.
Short test: Internal buzzer.
Size: 160x110x55 mm.
£20.50 P&P 75p

IT 1/2 20,000 OPV



£10.95
P&P 75p

AC volts: 0 to 10, 50, 100, 500, 1000.
DC volts: 0 to 2.5, 50, 250, 500, 2500.
DC current 0 to 50 uA.
2.5 mA, 250 mA.
Resistance: 0 to 6K ohms, 6 meg ohms.
Decibels: -20 to +22 db.
Capacitance: 10 pF, 0.01 uF 0.1 uF.
Size: 4 1/2 x 3 1/2 x 1 in. ch.

PLEASE ADD 15% VAT TO ALL ORDERS EXCEPT WHERE ITEMS MARKED "VAT INCLUDED"

CALLERS WELCOME

We are open 9 a.m.-6 p.m. Monday-Saturday.
We carry a very large selection of electronic components and electro-mechanical items.
Special quotations on quantities.

BENDIX MAGNETIC CLUTCH

Superb example of electro-mechanics. Main body in two sections, coil section fixed with 3/4" sleeve, drive section rotating on outer perimeter. Uniting plate has 3/4" ID bearing concentric with main section and 18-tooth cog wheel. Extremely powerful transmission. 24V D.C. 240 mA.



£4.75
P&P 75p

ROTARY STUD SWITCH

PLESSEY 30-way, 2 bank. Single pole. Contacts 1 amp 240v. AC/DC. 005Ω res. Make before break. Stop infinitely adjustable allowing for any desired arc of travel. Ideal for instrument and model switching. Size 2 1/4" dia. overall 2 1/4" x 1 1/4" dia. spindle.



£3.25
P&P 50p

ELECTRO-TECH COMPONENTS LTD.

364 EDGWARE ROAD, LONDON, W.2. TEL: 01-723 5667

MITRAD

(MIDLAND TRADING COMPANY)

ZETRON!

TAKE YOU INTO THE
EIGHTIES WITH TWO REALLY SUPERB
PIECES OF MODERN TECHNOLOGY

GENTS ALARM CHRONO (12/24 CYCLE)

A really superb watch and module with numerous facilities available. It can be set as a 12 or 24 hour watch with Hours, Minutes, Seconds, AM/PM and Weekday indication always on display. A unique calendar is built into the watch. You can have month followed by date or date followed by month, it's entirely up to you. A 24-hour alarm can be set to anytime within a 24-hour period whether in the 12 or 24-hour cycle.

The Chronograph has a twelve hour capacity and runs at 1/10 s. split and lap mode facilities are available.

Battery Hatch. Mineral Glass. Long life battery and a closely woven adjustable Stainless Steel strap finish the watch off with impeccable looks.



ONLY
£16.50!

GENTS QUARTZ ANALOGUE

A truly superb timepiece with extreme accuracy.

A choice of two colours on this outstanding watch are available, Blue or White.

The calendar in the watch can be set to give a readout in either French or English, with date indication being automatic.

An infinite adjustable Stainless Steel strap is built in as part of the watch.

The watch is fitted with a Long Life battery and comes with luminous markings to aid night-time vision.



ONLY
£19.95

ZETRON! WHERE RELIABILITY, STYLE, AND ELEGANCE REALLY COUNT

Just look at the following
points.

- | | |
|--|--|
| (i) 48-hour despatch. | (iii) 10 day money back guarantee. |
| (ii) Full instructions and 12 month guarantee. | (iv) Free presentation case with each watch. |

For further information turn to page 000.
P/P per item 85p which includes insurance.

Cheques or PO's made payable to MITRAD and sent to (Dept.
58, Windmill Ave, Kettering, Northants NN16 8PA
Telephone: (0536) 522024

PRACTICAL WIRELESS PROJECTS

May 79.	PW Imp	WR043	Price £1.52 & 15 pence p & p.
May 79.	Inline Crystal Calibrator	WR041	Price £1.68 & 15 pence p & p.
June 79.	Jumbo Clock		Price £9.52 & 30 pence p & p.
June 79.	Logical O's & X's	WR046/7/8/9	Price £12.84 & 30 pence p & p.
June 79.	Trent	WR050	Price £4.06 & 20 pence p & p.
July 79.	AAM/FM Frequency Readout	WR052	Price £3.66 & 20 pence p & p.
	V.MOS Top Band Transmitter	WR056	Price £4.08 & 20 pence p & p.
	Sound Operated Switch	WK005/6	Price £3.74 & 20 pence p & p.
	Inexpensive A/F Voltmeter	WR055	Price £1.15 & 15 pence p & p.
August 79.	Telephone Bell Repeater	WR053	Price £1.15 & 15 pence p & p.
August 79.	Automatic Intercom	WR045	Price £6.20 & 20 pence p & p.
Sept. 79.	Automatic Intercom Part 2	WR058	Price £0.60 & 12 pence p & p.
Sept. 79.	Noise Blanker	WR057	Price £1.24 & 12 pence p & p.
Oct. 79.	Burglar Alarms	WR059	Price £1.23 & 15 pence p & p.
Oct. 79.	Burglar Alarms	WR060	Price £1.91 & 20 pence p & p.
	Radio Control Receiver	WR064	Price £2.92 & 20 pence p & p.
Jan. 80.	A.F. Speech Processor	WR068	Price £2.28 & 20 pence p & p.
Jan. 80.	P.W. Parkhurst Burglar Alarm	WR063	Price £2.51 & 20 pence p & p.
Jan. 80.	Wide band R.F. Pre Amp	WR067	Price £0.70 & 15 pence p & p.
Jan. 80.	Radio Control Encoder	WR061	Price £2.28 & 20 pence p & p.
Jan. 80.	Radio Control T.X.	WR062	Price £2.26 & 20 pence p & p.
March 80.	Dual Trace Units	WR069	Price £7.10 & 25 pence p & p.
April 80.	Speed Controller	WR065	Price £1.50 & 20 pence p & p.
April 80.	Stereo Auto Fader	WR071	Price £1.05 & 20 pence p & p.
April 80.	Stereo Auto Fader Main Board	WR072	Price £3.16 & 20 pence p & p.
April 80.	L.S. Signal Gen.	WR070	Price £2.71 & 20 pence p & p.
April 80.	P.W. Nimbus Relay	WR075	Price £0.55 & 20 pence p & p.
April 80.	P.W. Nimbus Modulator	WR074	Price £0.70 & 20 pence p & p.
April 80.	P.W. Nimbus Transceiver	WR073	Price £5.30 & 20 pence p & p.

FULL RANGE OF R.S. COMPONENTS AVAILABLE
P.W. JUMBO CLOCK KIT £31.00 ALL PRICES INCLUDE VAT
Send **C. BOWES & CO. LTD.**
4, Wood Street, Cheshire SK8 1AQ.
Tel. 061-428-4497.
Please state type number and enclose cheque or postal order.

J. BIRKETT

(Partners: J. H. Birkett, J. L. Birkett)
Radio Component Suppliers

25 The Strait, Lincoln. LN2 1JF

TRANSMITTING VARIABLE CAPACITOR 30+30pf (60pf). EDDYSTONE TYPE 831 * £2.20.
VHF-UHF FETS BF 256C * 4 for 75p, E304 * 30p, 4 for £1.
VHF RF CHOKES Wire Ended 30 UH at 25 for 50p.
6 To 12 VOLT MINIATURE RELAYS Single Pole C.O. 5 Amp Contacts * 60p.
MINIATURE CERAMIC TRIMMERS 2.5 To 6pf, 3 To 10pf, 4.7 To 20pf, 7 To 35pf, 10 To 40pf. All at 15p each.
VHF POWER TRANSISTORS R5174 10 Watts 13 Volt 175 MHz * £2.50.
MULLARD ELECTROLYTICS 10,000uf 100v.w. * £3 each.
TTL HOUSE CODED I.C.'s 7400, 7410, 74L00, 7453, 7430 All at 6 for 50p.
ELECTRET MICROPHONE INSERTS With FET Pre-Amp * £1.85.
10 AMP S.C.R.'s 100 PIV * 28p, 400 PIV * 55p, 800 PIV * 65p.
OP-TO ISOLATOR I.C. 1L74 with data * 50p.
300 To 75 ohm BALUN TRANSFORMERS * 20p.
TANTALUM BEAD CAPACITORS 6.8uf 35v.w., at 12 for 75p.
SUB MINIATURE TOGGLE SWITCHES Single Pole C.O. * 50p.
SMALL GLASS 1 POLE MAKE REED RELAY with Magnet * 15p.
10.7 MHz CRYSTAL FILTERS 8.W. * 7.5 KHz * £5.
10.7 MHz VERNITRON FILTERS FM 4 * 50p, 3 for £1.
BUTTERFLY PRE-SET VARIABLE CAPACITORS 25x25pf * 50p, 38x38pf * 60p, Wide Spaced 38x38pf * 65p.
MAINS TRANSFORMERS 240 Volt Input Type 1, 24 Volt Tapped at 14 volt 1 amp * £1.30 (P&P 25p). Type 2, 30-0-30 Volt 500 mA * £1.30 (P&P 25p). Type 6, 16 volt 2 amp * £1.60 (P&P 25p). Type 9, 13 volt 1 amp * £1.60 (P&P 20p).
50. BC 107-9 TRANSISTORS Assorted untested * 60p.
50. OC 71 TRANSISTORS untested * 75p.
25. 5 AMP STUD MOUNTING S.C.R.'s untested * 75p.
50. 1 AMP TOS S.C.R.'s untested * £1.
20. 10 AMP STUD MOUNTING DIODES * 60p.
50. DISC CERAMICS assorted for 60p.
100. ASSORTED C280 CAPACITORS for 60p.
50. AC 128 TRANSISTORS Branded but untested * 60p.
20. PHOTO TRANSISTOR AND DARLINGTONS assorted untested * £1.
0.9 OHM FIXED RESISTOR 100 WATT on Ceramic Former * 75p.
POWER NPN TRANSISTORS BD 207 90W * 55p, BD 187 4 amp * 25p, BD 175 * 25p.
IRON CORED L.F. CHOKE 2 M.H. 4 amp For L.T. Smoothing * 50p. (P&P 20p).
50. SILVER MICA CAPACITORS assorted for 75p.
WIRE WOUND POTENTIOMETERS 2K, 5K, 10K, 2 Watt, 4 Watt 100K All 30p.
NKT 274 or NKT 214 TRANSISTORS PNP * 10p, 6 for 50p.
BRIDGES 100 PIV 1 Amp * 20p, 200 PIV 4 Amp * 60p, 100 PIV 10 Amp * £1, 50 PIV 20 Amp * £1.30.
CAR TYPE LONG DOLLY ON-OFF TOGGLE SWITCHES * 35p.
QUAD COMPARATOR LM 339 with data * 50p.
OP-AMPS MC 1439G * 40p, 3 for £1.
VHF TRANSISTORS AF 239 * 50p, BFY 90 * 50p, 2N 5179 * 50p, 2N 918 * 25p, STRIPLINE BF 362 * 25p.
TANTALUM CAPACITORS .1uf 35v.w., .22uf 35v.w., .33uf 35v.w., .47uf 35v.w., .1uf 35v.w., .22uf 35v.w., .33uf 16v.w., .47uf 16v.w., .5uf 35v.w., .10uf 10v.w., .10uf 25v.w., .22uf 10v.w., .33uf 10v.w., All at 9p each, 100uf 10v.w., 150uf 10v.w., Both 25p each.
PAPER CAPACITORS 10uf 370v.w., 51x23x11 * £1.50.
HFC 600 FREQUENCY COUNTER 8 DIGIT 600 MHz S.A.E. for leaflet. Price £123.
Please add 20p for post and packing, unless otherwise stated, on U.K. orders under £2.
Overseas orders charged at cost.

U.K. RETURN OF POST MAIL-ORDER SERVICE ALSO WORLD WIDE EXPORT SERVICE

R.C.S. LOUDSPEAKER BARGAINS

3 ohm, 6 x 4in. £1.50, 7 x 4in. £1.50, 8 x 5in. £2.50, 6in. £1.80, 8in. £2.60, 10in. £3.12in. £4.
8 ohm, 2in. £1.50, 3in. £1.50, 5in. £1.50, 10in. £3.12in. £4.
16 ohm, 6 x 4in. £1.50, 7 x 4in. £1.50, 8in. £2.50, 10in. £3.12in. £4. 10 x 6in. £2.50.

LOW VOLTAGE ELECTROLYTICS

1, 2, 4, 5, 8, 16, 25, 30, 50, 100, 200µF 15V 10p.
500µF 12V 15p; 25V 20p; 50V 30p; 100µF/76V 80p.
100µF 12V 17p; 25V 35p; 50V 47p; 100V 70p.
200µF 6V 25p; 25V 42p; 40µF/50V £1.30.
250µF 50V 62p; 300µF 25V 47p; 50V 65p.
330µF 63V £1.20; 470µF 63V £1.20; 270µF/76V £1.
500µF 35V 85p; 560µF/76V £1.75.

HIGH VOLTAGE ELECTROLYTICS

8/350V 22p 8+8/450V 50p 50+ 50/300V 50p
16/350V 30p 8+16/450V 50p 32+32/450V 75p
32/500V 75p 16+16/450V 50p 100+100/275V 65p
50/350V 80p 32+32/350V 50p 150+200/275V 70p

MANY OTHER ELECTROLYTICS IN STOCK

SHORT WAVE 100µF air spaced gangable tuner, 95p.
TRIMMERS 10pF, 30pF, 50pF, 100pF, 150pF, 15p.
CERAMIC 10pF to 0.01µF, 5p. Silver Mica 2 to 5000pF, 5p.
PAPER 350V-0.1 7p; 0.5 13p; 1µF 150V 20p; 2µF 150V 20p.
400V-0.001 to 0.05 5p; 0.1 15p; 0.25 25p; 0.47 35p.
MICRO SWITCH SINGLE POLE CHANGEOVER 20p.
SUB-MIN MICRO SWITCH, 25p. Single pole change over.
TWIN GANG, 385 + 385pF 80p; 500pF slow motion 75p.
365 + 365 + 25 + 25pF. Slow motion drive 85p.
120P TWIN GANG, 50p; 365pF **TWIN GANG**, 75p.
TWIN GANG 25pF slow motion 95p.
NEON PANEL INDICATORS 250V. Amber or red 30p.
ILLUMINATED ROCKER SWITCH, Single pole. Red. 65p.
RESISTORS, 10Ω to 10M, 1W, 1W, 20% 2p; 2W, 10p.
HIGH STABILITY, 1W 2% 10 ohms to 1 meg, 12p.
Ditto 5%, Preferred values 10 ohms to 10 meg, 5p.
RELAYS, 12V DC 95p, 6V DC 85p, 240V AC 95p.
BLANK ALUMINIUM CHASSIS, 6 x 4—95p; 8 x 6—£1.40; 10 x 7—£1.55; 12 x 8—£1.70; 14 x 9—£1.90; 16 x 6—£1.85; 16 x 10—£2.20. **ANGLE AL**, 6 x 3 in.—20p.
ALUMINIUM PANELS, 6 x 4—24p; 8 x 6—38p; 14 x 3—40p; 10 x 7—54p; 12 x 8—70p; 12 x 5—44p; 16 x 6—70p; 14 x 9—94p; 12 x 12—£1.16; 16 x 10—£1.16.
PLASTIC AND ALI BOXES IN STOCK. MANY SIZES
EG Black plastic construction box with brushed aluminium face size 6 1/2 x 4 1/2 x 2 1/2—£1.50
TAB STRIP 28-way 12p.
TAPE OSCILLATOR 200V PIV. Valve type, 35p.
BRIDGE RECTIFIER 200V PIV. 40p 50p, 40p £1.50
8 amp £2.50.
TOGGLE SWITCHES SP 30p, DPST 40p, DPDT 50p.
MANY OTHER TOGGLES IN STOCK. Please enquire.
PICK-UP CARTRIDGES ACOS, GP91 £2.00, GP94 £2.50.
SOUNDONE AHC Diamond £3.75. Magnetic £7.
WIRE-WOUND RESISTORS 5 watt, 10 watt, 15 watt 15p.
CASSETTE MOTOR, 6 volt £1.00.

BAKER 50 WATT AMPLIFIER £65



Superior quality ideal for Halls/PA systems. Disco's and Groups. Two inputs with Mixer Volume Controls. Master Bass, Treble and Gain Controls. 50 watts RMS. Three loudspeaker outlets, 4, 8, 16 ohm. AC 240V (120V available). Blue working on black cabinet.

BAKER 150 WATT AMPLIFIER 4 inputs £85.

DRILL SPEED CONTROLLER/LIGHT DIMMER KIT. Easy to build kit. Controls up to 480 watts AC mains. £3.25

STEREO PRE-AMP KIT. All parts to build this pre-amp, 3 inputs for high medium or low gain per channel, with volume control and P.C. Board. Can be ganged to make multi-way stereo mixers. Post 35p £2.95

R.C.S. SOUND TO LIGHT DISPLAY MK 2

Complete kit of parts with R.C.S. printed circuit. Three channels. Up to 1,000 watts each. Will operate from 200MV to 100 watts signal source. Suitable for home Hi-Fi and All Disco Amplifiers. Cabinet extra £4.50. Post 50p £18.50p

200 Watt Rear Reflecting White Light Bulbs. Ideal for Disco Lights. Edison Screw 75w each or 6 for £4. Or 12 for £7.50. Post 30p per order.

MAINS TRANSFORMERS

250-0-250V 70mA, 6.5V 2A £3.45
250-0-250V 80mA, 6.3V 3.5A, 6.3V 3.5A £4.60
350-0-350V 150mA, 6.3V 4A, 5V 2A £12.50
300-0-300V 120mA, 2 x 6.3V 2A C.T., 5V 2A £10.00
220V 45mA, 6.3V 2A £2.75
HEATER TRANSFORMER, 6.3V 1 amp £1.50 £2.20
GENERAL PURPOSE LOW VOLTAGE. Tapped outputs
2 amp, 3, 4, 5, 6, 8, 9, 10, 12, 15, 18, 25 and 30V £6.00
1 amp, 6, 8, 10, 12, 16, 18, 20, 24, 30, 36, 40, 48, 60 £6.00
2 amp, 6, 8, 10, 12, 16, 18, 20, 24, 30, 36, 40, 48, 60 £9.50
3 amp, 6, 8, 10, 12, 16, 18, 20, 24, 30, 36, 40, 48, 60 £12.50
5 amp, 6, 8, 10, 12, 16, 18, 20, 24, 30, 36, 40, 48, 60 £16.00
12V, 100mA £1.30
12V, 750A £1.50
10-0-10V 2amp £3.00
17V-0-17V, 2 amp £4.00
0.5, 8, 10, 16V, 1 amp £2.50
9V, 3 amp £3.50
15-0-15V 2 amp £3.00
30V, 2 amp £3.50
30V, 1 amp £3.30
20V, 40V, 60V, 1 amp £4.00
12V, 3 amp £3.50
10V, 30V, 40V, 2 amp £3.50
40V, 2 amp £3.50
20V, 1 amp £3.00
20V-0-20V, 1 amp £3.50
30V-0-30V, 2 amp £8.00
2 of 18V, 6 amp, each £11.00
12-0-12V, 2 amp £3.50
9V, 1 amp £3.50
28V, 1 amp+28V 1 amp £5.00
32-0-32V 6-5A £11.00

BAKER SPEAKERS "STAR SOUND"

GROUP 45-12 £15

12in. 45 watt

4, 8 or 16 ohms.

GROUP 75-12 £24

12in. 75W professional

model, 4, 8 or 16 ohms

Response 30 — 16,000

With aluminium presence dome.

GROUP 100/12 £29

12 in 100W model

8 or 16 ohm

GROUP 100-15 £35

15in. 100 watt

8 or 16 ohms.

Send for leaflets on Disco, P.A. and Group Gear.

E.M.I. 13 1/2 8in SPEAKER SALE!

With tweeter. And crossover.

10W. State 3 or 8 ohm.

15W model

8 ohms Bass unit.

GOODMANS 20 Watt Woofer

Size 12 x 10in. 4 ohms.

Rubber cone surround.

Hi-Fi Bass unit.

GOODMANS TWIN AXIOM 8

8in. 8 ohm Hi-Fi Twin Cone

Special unit

£9.95

Post £1

£10.95

Post £1

£9.95

Post £1.60

£9.95

Post 75p

£9.95

Post 75p

£9.95

Post 75p

£9.95

Post 75p

£9.95

Post 75p

£9.95

Post 75p

£9.95

Post 75p

£9.95

Post 75p

£9.95

Post 75p

£9.95

Post 75p

£9.95

Post 75p

£9.95

Post 75p

£9.95

Post 75p

£9.95

Post 75p

£9.95

Post 75p

£9.95

Post 75p

£9.95

Post 75p

£9.95

Post 75p

£9.95

Post 75p

£9.95

Post 75p

£9.95

Post 75p

£9.95

Post 75p

£9.95

Post 75p

£9.95

Post 75p

£9.95

Post 75p

£9.95

Post 75p

£9.95

Post 75p

£9.95

Post 75p

£9.95

Post 75p

£9.95

Post 75p

RADIO COMPONENT SPECIALISTS

Cash price includes VAT. Minimum post 30p. Components List 20p. Access & Barclaycard by Phone. Open 9-6 Sat. 9-5 (Closed all day Wednesday) Tel. 01-884 1888

TTLS BY TEXAS									
7400	11p	7497	180p	74251	140p	74LS192	140p	74C157	250p
7401	12p	74100	130p	74259	250p	74LS193	140p	74C160	155p
7402	12p	74104	65p	74265	90p	74LS195	140p	74C161	155p
7403	14p	74105	65p	74278	290p	74LS196	140p	74C162	155p
7404	14p	74107	34p	74279	140p	74LS221	100p	74C163	155p
7405	18p	74109	55p	74284	190p	74LS240	175p	74C164	120p
7406	32p	74110	55p	74285	40p	74LS241	175p	74C165	120p
7407	32p	74111	70p	74286	200p	74LS242	175p	74C166	120p
7408	18p	74116	20p	74290	150p	74LS243	175p	74C167	120p
7409	18p	74118	130p	74293	150p	74LS244	175p	74C168	120p
7410	15p	74119	210p	74294	200p	74LS245	280p	74C169	120p
7411	24p	74120	110p	74295	200p	74LS246	280p	74C170	120p
7412	20p	74121	28p	74296	200p	74LS247	280p	74C171	120p
7413	30p	74122	48p	74297	200p	74LS248	280p	74C172	120p
7414	60p	74123	48p	74298	200p	74LS249	280p	74C173	120p
7415	27p	74124	45p	74299	200p	74LS250	280p	74C174	120p
7416	27p	74125	55p	74300	200p	74LS251	280p	74C175	120p
7417	27p	74126	60p	74301	200p	74LS252	280p	74C176	120p
7418	27p	74127	60p	74302	200p	74LS253	280p	74C177	120p
7419	27p	74128	60p	74303	200p	74LS254	280p	74C178	120p
7420	27p	74129	60p	74304	200p	74LS255	280p	74C179	120p
7421	40p	74130	75p	74305	200p	74LS256	280p	74C180	120p
7422	22p	74136	80p	74306	200p	74LS257	280p	74C181	120p
7423	34p	74141	70p	74307	200p	74LS258	280p	74C182	120p
7424	30p	74142	200p	74308	200p	74LS259	280p	74C183	120p
7425	30p	74143	200p	74309	200p	74LS260	280p	74C184	120p
7426	40p	74145	90p	74310	200p	74LS261	280p	74C185	120p
7427	34p	74147	190p	74311	200p	74LS262	280p	74C186	120p
7428	38p	74148	190p	74312	200p	74LS263	280p	74C187	120p
7429	38p	74149	190p	74313	200p	74LS264	280p	74C188	120p
7430	17p	74150	100p	74314	200p	74LS265	280p	74C189	120p
7431	30p	74151A	70p	74315	200p	74LS266	280p	74C190	120p
7432	30p	74152	70p	74316	200p	74LS267	280p	74C191	120p
7433	40p	74153	70p	74317	200p	74LS268	280p	74C192	120p
7434	35p	74154	100p	74318	200p	74LS269	280p	74C193	120p
7435	35p	74155	90p	74319	200p	74LS270	280p	74C194	120p
7436	35p	74156	90p	74320	200p	74LS271	280p	74C195	120p
7437	35p	74157	90p	74321	200p	74LS272	280p	74C196	120p
7438	35p	74158	90p	74322	200p	74LS273	280p	74C197	120p
7439	35p	74159	90p	74323	200p	74LS274	280p	74C198	120p
7440	17p	74160	100p	74324	200p	74LS275	280p	74C199	120p
7441	70p	74161	100p	74325	200p	74LS276	280p	74C200	120p
7442A	60p	74162	100p	74326	200p	74LS277	280p	74C201	120p
7443	112p	74163	100p	74327	200p	74LS278	280p	74C202	120p
7444	112p	74164	100p	74328	200p	74LS279	280p	74C203	120p
7445	100p	74165	100p	74329	200p	74LS280	280p	74C204	120p
7446A	100p	74166	100p	74330	200p	74LS281	280p	74C205	120p
7447A	70p	74167	100p	74331	200p	74LS282	280p	74C206	120p
7448	80p	74168	100p	74332	200p	74LS283	280p	74C207	120p
7449	17p	74169	100p	74333	200p	74LS284	280p	74C208	120p
7450	17p	74170	100p	74334	200p	74LS285	280p	74C209	120p
7451	17p	74171	100p	74335	200p	74LS286	280p	74C210	120p
7452	17p	74172	100p	74336	200p	74LS287	280p	74C211	120p
7453	17p	74173	100p	74337	200p	74LS288	280p	74C212	120p
7454	17p	74174	100p	74338	200p	74LS289	280p	74C213	120p
7455	17p	74175	100p	74339	200p	74LS290	280p	74C214	120p
7456	17p	74176	100p	74340	200p	74LS291	280p	74C215	120p
7457	17p	74177	100p	74341	200p	74LS292	280p	74C216	120p
7458	17p	74178	100p	74342	200p	74LS293	280p	74C217	120p
7459	17p	74179	100p	74343	200p	74LS294	280p	74C218	120p
7460	17p	74180	100p	74344	200p	74LS295	280p	74C219	120p
7461	17p	74181	100p	74345	200p	74LS296	280p	74C220	120p
7462	17p	74182	100p	74346	200p	74LS297	280p	74C221	120p
7463	17p	74183	100p	74347	200p	74LS298	280p	74C222	120p
7464	17p	74184	100p	74348	200p	74LS299	280p	74C223	120p
7465	17p	74185	100p	74349	200p	74LS300	280p	74C224	120p
7466	17p	74186	100p	74350	200p	74LS301	280p	74C225	120p
7467	17p	74187	100p	74351	200p	74LS302	280p	74C226	120p
7468	17p	74188	100p	74352	200p	74LS303	280p	74C227	120p
7469	17p	74189	100p	74353	200p	74LS304	280p	74C228	120p
7470	17p	74190	100p	74354	200p	74LS305	280p	74C229	120p
7471	17p	74191	100p	74355	200p	74LS306	280p	74C230	120p
7472	17p	74192	100p	74356	200p	74LS307	280p	74C231	120p
7473	17p	74193	100p	74357	200p	74LS308	280p	74C232	120p
7474	17p	74194	100p	74358	200p	74LS309	280p	74C233	120p
7475	17p	74195	100p	74359	200p	74LS310	280p	74C234	120p
7476	17p	74196	100p	74360	200p	74LS311	280p	74C235	120p
7477	17p	74197	100p	74361	200p	74LS312	280p	74C236	120p
7478	17p	74198	100p	74362	200p	74LS313	280p	74C237	120p
7479	17p	74199	100p	74363	200p	74LS314	280p	74C238	120p
7480	17p	74200	100p	74364	200p	74LS315	280p	74C239	120p
7481	17p	74201	100p	74365	200p	74LS316	280p	74C240	120p
7482	17p	74202	100p	74366	200p	74LS317	280p	74C241	120p
7483	17p	74203	100p	74367	200p	74LS318	280p	74C242	120p
7484	17p	74204	100p	74368	200p	74LS319	280p	74C243	120p
7485	17p	74205	100p	74369	200p	74LS320	280p	74C244	120p
7486	17p	74206	100p	74370	200p	74LS321	280p	74C245	120p
7487	17p	74207	100p	74371	200p	74LS322	280p	74C246	120p
7488	17p	74208	100p	74372	200p	74LS323	280p	74C247	120p
7489	17p	74209	100p	74373	200p	74LS324	280p	74C248	120p
7490	17p	74210	100p	74374	200p	74LS325	280p	74C249	120p
7491	17p	74211	100p	74375	200p	74LS326	280p	74C250	120p
7492	17p	74212	100p	74376	200p	74LS327	280p	74C251	120p
7493	17p	74213	100p	74377	200p	74LS328	280p	74C252	120p
7494	17p	74214	100p	74378	200p	74LS329	280p	74C253	120p
7495	17p	74215	100p	74379	200p	74LS330	280p	74C254	120p
7496	17p	74216	100p	74380	200p	74LS331	280p	74C255	120p
7497	17p	74217	100p	74381	200p	74LS332	280p	74C256	120p
7498	17p	74218	100p	74382	200p	74LS333	280p	74C257	120p
7499	17p	74219	100p	74383	200p	74LS334	280p	74C258	120p
7500	17p	74220	100p	74384	200p	74LS335	280p	74C259	120p

LINEAR I.C.s									
LM100	100p	LM101	100p	LM102	100p	LM103	100p	LM104	100p
LM105	100p	LM106	100p	LM107	100p	LM108	100p	LM109	100p
LM110	100p	LM111	100p	LM112	100p	LM113	100p	LM114	100p
LM115	100p	LM116	100p	LM117	100p	LM118	100p	LM119	100p
LM120	100p	LM121	100p	LM122	100p	LM123	100p	LM124	100p
LM125	100p	LM126	100p	LM127	100p	LM128	100p	LM129	100p
LM130	100p	LM131	100p	LM132	100p	LM133	100p	LM134	100p
LM135	100p	LM136	100p	LM137	100p	LM138	100p	LM139	100p
LM140	100p	LM141	100p	LM142	100p	LM143	100p	LM144	100p
LM145	100p	LM146	100p	LM147	100p	LM148	100p	LM149	100p
LM150	100p	LM151	100p	LM152	100p	LM153	100p	LM154	100p
LM155	100p	LM156	100p	LM157	100p	LM158	100p	LM159	100p
LM160	100p	LM161	100p	LM162	100p	LM163	100p	LM164	100p
LM165	100p	LM166	100p	LM167	100p	LM168	100p	LM169	100p
LM170	100p	LM171	100p	LM172	100p	LM173	100p	LM174	100p
LM175	100p	LM176	100p	LM177	100p	LM178	100p	LM179	100p
LM180	100p	LM181	100p	LM182	100p	LM183	100p	LM184	100p
LM185	100p	LM186	100p	LM187	100p	LM188	100p	LM189	100p
LM190	100p	LM191	100p	LM192	100p	LM193	100p	LM194	100p
LM195	100p	LM196	100p	LM197	100p	LM198	100p	LM199	100p
LM200	100p	LM201	100p	LM202	100p	LM203	100p	LM204	100p
LM205	100p	LM206	100p	LM207	100p	LM208	100p	LM209	100p
LM210	100p	LM211	100p	LM212	100p	LM213	100p	LM214	100p
LM215	100p	LM216	100p	LM217	100p	LM218	100p	LM219	100p
LM220	100p	LM221	100p	LM222	100p	LM223	100p	LM224	100p
LM225	100								

All these advantages...

- Instant all-weather starting
- Smoother running
- Continual peak performance
- Longer battery & plug life
- Improved fuel consumption
- Improved acceleration/top speed
- Extended energy storage

..in kit form

SPARKRITE X5 is a high performance, top quality inductive discharge electronic ignition system designed for the electronics D.I.Y. world. It has been tried, tested and proven to be utterly reliable. Assembly only takes 1-2 hours and installation is even less due to the patented 'clip on' easy fitting.

The superb technical design of the Sparkrite circuit eliminates problems of the contact breaker. There is no misfire due to contact breaker bounce which is eliminated electronically by a pulse suppression circuit which prevents the unit firing if the points bounce open at high R.P.M. Contact breaker burn is eliminated by reducing the current by 95% of the norm.

There is also a unique extended dwell circuit which allows the coil a longer period of time to store its energy before discharging to the plugs. The unit includes built in static timing light, systems function light, and security charge/pover switch. Will work all rev counters.

Fits all 12v negative-earth vehicles with coil/distributor ignition up to 8 cylinders.

THE KIT COMPRISE SEVERYTHING NEEDED

Die pressed case. Ready drilled, aluminium extruded base and heat sink, coil mounting clips and accessories. All kit components are guaranteed for a period of 2 years from date of purchase. Fully illustrated assembly and installation instructions are included.

Roger Clark the world famous rally driver says "Sparkrite electronic ignition systems are the best you can buy"



Sparkrite

HIGH PERFORMANCE
ELECTRONIC IGNITION

Electronics Design Associates,
82 Bath Street, Walsall, WS1 3DE.

Electronics Design Associates, Dept. PW580
82 Bath Street, Walsall, WS1 3DE. Phone: (0922) 614791

Name _____
Address _____

Phone your order with Access or Barclaycard

Inc. V.A.T. and P.P.

QUANTITY REQD.

I enclose cheque/PD's for

£

Cheque No.


Send SAE if brochure only required.

X5KIT £16.95

ACCESS OR BARCLAY CARD No.

ELECTROVALUE

SUPPLIERS OF COMPONENTS COUNT



SIEMENS
SEMI-CONDUCTOR
CAPACITORS
FERRITES

NASCOM
MICRO COMPUTERS
AND
ANCILLARIES

VERO
BOARDS
CASES &
KITS

ISKRA
RESISTORS

RADIOHM
POTENTIOMETERS
OP TO-ELECTRONICS

BREADBOARDS

SOLDER TOOLS

SWITCHES CATALOGUE 10

OUR MINI-SELECTION POINTS THE WAY!

EXAMPLE ONE - SOLDERING IRONS

Aryx 50	£12.08 net	Antex x 25	£4.83 net
Isotip	£25.90 net	Desolder tool SR3A	£7.48 net
Antex C	£4.83 net	500 gm reel solder	£6.61 net

EXAMPLE TWO - PRINTED CIRCUIT MATERIALS

PCB's 300 x 150 mm		Etch Resist Pen	£1.14
SRBP S/S £1.38	D/S £1.73	Breadboards	
F/Glass S/S £1.96	D/S £2.13	Bimboard 12E9.23	
Positive resist 75cc	£1.67	Euroboard	£6.56 net
Ferric Chloride 500 g	£3.45	T-DeC	£5.18

EXAMPLE THREE - SWITCHES

Chrome toggle		13A time switch adaptors	
Std. SPDT 65p	DPDT 89p	Smiths TS100	£14.43 net
Min. SPDT 66p	DPDT 92p	Wavechange, Lorlin, 1P12W, 2P6W, 3P4W, 4P3W	46p each

EXAMPLE FOUR - CAPACITORS BY SIEMENS

Polyester 7.5mm PCM
1, 1.5, 2.2, 3.3, 4.7µF, 10, 15, 22, 33, 42µF 8p each, .1µ 12p, .15µ 15p, .22µ 18p, 33µ 21p, 47µ 27p, 68µ 34p, 10mm PCM 1µ 37p.
Electrolytic, axial, (µ/F/V)
1/40 24p, 1/100 15p, 2.2/25 24p, 2.2/63 15p, 4.7/16 24p, 4.7/40 15p, 10/25 15p, 10/40 18p, 22/25 18p, 22/40 18p, 22/63 15p, 47/10 18p, 47/25 18p, 47/40 18p, 47/63 20p, up to 1000/16V 36p, then 1000/25V 49p to 4.7/16 65p.
Also full supporting ranges of other ceramic, plastic and electrolytic caps.

EXAMPLE FIVE - POTENTIOMETERS BY RADIOHM

Single gang lin or log	34p	(Twin types stereo matched)	
Twin gang lin or log	93p	Slider knobs	10p each.
Mono slider lin or log	83p	Presets lin, horiz, or vert	10p
Twin slider lin or log	136p		

EXAMPLE SIX - RESISTORS

1/4, 1/2, 1W 2.3p 1W 6p
Wirewound from 21p

AND AS FOR SEMI CONDUCTORS ...

1N914	6p	40673	99p	MU481	£1.70	T1P41A	69p
1N4007	9p	AC128	36p	MJ491	£1.88	T1P41C	74p
1N4148	5p	AC176	87p	MJ2955	97p	T1P42A	69p
1N5402	15p	AD136	£4.25	MJE2955	£1.13	T1P42C	74p
2N1599	£1.01	AD149	£1.01	MJE3055	£1.00	T1P2955	69p
2N2369A	24p	AD161	40p	MPSA12	42p	T1P3055	69p
2N3055	81p	AD162	52p	MPSA63	44p	T1S43	40p
2N3702-11	11p	AF127	43p	OA47	14p	W02	35p
2N4443	£1.78	AL102	£1.84	OA80	8p	2T x 107.9	14p
2N4444	£2.28	BA379	29p	OA91	8p	2T x 300	14p
2N4991	98p	BB103	43p	OA202	16p	62Tx500	16p
2N5457-9	45p	BB104	70p	OC29	£1.23		
40HF40	£2.25	BB105	37p	OC36	£1.18		
40361	45p	106D1	52p	T2800D	£1.20		
40362	45p	E1110	82p	T1P31A	52p		
40636	£1.69	E1210	97p	T1P32A	52p		

INFORMATION - To show everything we supply would take about seven pages of closely packed type in this journal - the range is enormous including not only opto devices and very advanced sophisticated items, but all the everyday things you need as well down to nuts and washers! IT'S ALL IN CATALOGUE 10 - OUR 120 PAGE CATALOGUE FREE FOR THE ASKING.

PRICES AND V.A.T. - All prices quoted here include V.A.T. for U.K. orders. Overseas buyers deduct 13% when ordering.

POSTAGE - For orders up to £5.75 value (U.K.) please add 40p for p/p. If over, orders sent post free in U.K. Overseas orders sent at cost (Min. 40p).

DISCOUNTS - 5% allowed on non-net items if order value exceeds £11.50. 10% if order value exceeds £29. Quantity discount prices on most components.

ELECTROVALUE LTD. Dept. 28 St. Judes Road, Englefield Green, Egham, Surrey TW20 0HB. Phone Egham 33603 Telex 264475.

Northern Branch (Personal Shoppers only) 680 Burnage Lane, Burnage, Manchester M19 1NA. Phone (061) 432 4945.

CHROMASONIC electronics

your soundest connection in the world of components

Dept PW1, 56 FORTIS GREEN ROAD, MUSWELL HILL, LONDON, N10 3HN

The items shown in this advert are just a small selection taken from our 1979 Catalogue containing everything from Resistors to the latest in Microprocessors. Order your copy today FREE with all orders upon request or S.A.E.

TEL: 01 883 3705 01 883 2289

VOLTAGE REGULATORS	DENCO COILS	QUARTZ CRYSTALS	RESISTORS	VEROBOARD	LINEAR IC's	IC SOCKETS
Positive 78L SERIES 100mA 5v, 6v, 8v, 12v & 15v. All 32p each 78M SERIES 500mA 5v, 6v, 8v, 12v, 15v, 20v & 24v. All 64p 7800 SERIES 1A 5v, 8v, 12v, 15v, 18v & 24v. All 88p Negative 79M SERIES 500mA 5v, 6v, 8v, 12v, 15v, 20v & 24v. All 78p 7900 SERIES 1A 5v, 8v, 12v, 15v, 18v & 24v. All 98p VARIABLES µA723 (DIL) .43 L200 1.95 LM304H 2.55 LM323K 5.66 LM325N 2.77 LM326N 2.77 LM345K 8.91 ZENERS BZY88 400MW Range 9p each BZX61 1.3 WATT Range 15p each	ROD AERIALS FRA1 L & MW (300pl) 1.17 FRA2 L & MW (500pl) 1.17 I.F. TRANSFORMERS 1FT 13 465KHz .87 1FT 14 465KHz .87 1FT 15 10.7MHz .97 1FT 16 1.6MHz .97 1FT 17 1.6MHz .97 1FT 18 465KHz 1.14 1FT 18 1.6MHz 1.14 TRANSISTOR RANGE 1T BLUE 2T YELLOW 3T RED 4T AND 5T WHITE £1.06 DUAL PURPOSE RANGE DP1 BLUE DP2 YELLOW DP3 GREEN DP4 RED DP5 AND DP6 WHITE DP7 97p	100KHz 3.95 1.0MHz 3.45 2.0MHz 3.45 2.097152MHz 3.45 2.5625MHz 3.45 3.27680MHz 3.45 4.184304MHz 3.45 4.433619MHz 1.27 5.0MHz 3.45 8.0MHz 3.45 10.0MHz 3.45 10.7MHz 3.45 TUNING CAPACITORS DILECON 100pl 1.94 40pl Max .75 300pl 2.29 500pl Max .36 500pl 2.52 TRIMMERS C804 5pl, 10pl, 15pl, 25pl 2.23 20pl, 50pl 2.41 60pl, 75pl, 100pl 2.77 TYPE 'D' 35pl 3.46 35pl + 365pl 3.97 '00' 208pl + 176pl 3.67 ELEMENTS AND BITS 1.80 50, 51, and 52 .57 1.80 6/1106, 53p 7/1101 .86 2.10 1100, 1101, 1102, 1103 .53 REELS OF SOLDER 18 SWG Size 5 .62 22 SWG Size PC115 .57 18 SWG Size 12 2.29 ST3 Soldering Iron Stand 1.70	1Watt HI/STAB 5% 270-10M 1Watt HI/STAB 5% 10Q-1M All 2p each 100 + £1.75 PRESETS 0.1 Watt Carbon .07 0.5 Watt Cermet .62 POTENTIOMETERS Log/Lin L/S .31 Log/Lin W/S .72 Dual Log Lin L/S .90 Dual Log Lin W/S 1.28 SLIDERS Single .41 Dual .61 CAPACITORS Polyester Silver Mica Polystyrene Mylar Ceramics All in stock send Electrolytics for catalogue S.A.E. Tantalum Bead AUDIO AMP KITS 758 7 Watts 3.67 75 10 Watts 4.80 3 1/2 DIGIT METER KITS 7106 L.C.D. 26.99 7107 L.E.D. 23.99	Size inches 0.1 c/c/d 2.5 x 1 .12 2.5 x 3.75 .45 2.5 x 5 .52 3.75 x 3.75 .52 3.75 x 5.0 .60 17 x 2.5 1.55 17 x 3.75 2.06 17.9 x 4.7 2.88 Pin insertion tool .98 Spot face cutter .84 Veropins per 100 .42 VERO BOXES 2523E 8.78 1798K 5.09 G RANGE 2672A 5.88 2673G 9.17 2674B 12.49 PLASTIC 2514F 1.99 2516G 2.27 2518H 2.53 2520J 2.87 2522K 3.85 SERIES 2 CASE BOX 2037C 3.93 2068B 5.21 2073K 7.08 RESISTOR NETWORKS 150Q, 270Q, 1K, 4.7K, 10K, 47K, 100K 81p each	741 8 Pin .23 748 8 Pin .28 LM301 .28 LM307 .51 LM308 .75 LM324 .85 LM380 .85 LM381 1.77 LM3800 .55 MC1310 1.26 NE555 .39 IAS1UAS .99 TCA940 1.75 TDA2020 3.58 ZN414 .75 SPECIAL OFFERS 5 x 741 for 1.00 4 x 555 for 1.00 2 x ZN414 1.00 2 x CA3086 1.00 2 x MC1310 1.50 10 x TL209 1.00 10 x 2 Red LED 1.00 1 TCA730 8.50 1 TCA740 8.50 DIN Pin Plug Socket 2 .15 .10 3 .15 .10 4 .15 .10 5 (180°) .15 .10 5 (240°) .15 .10	TEXAS DIL 14 PIN .13 16 PIN .14 28 PIN .32 40 PIN .47 T099 10 PIN TRANSISTORS BC107 .10 BC108 .10 BC109 & C .10 BC147 .08 BC148 .08 BC149 .09 BC157 .09 BC158 .09 BC159 .09 BC182L .12 BC183L .12 BC184L .12 BC212L .12 BC213L .12 BC214L .12 BC327 .12 BF194 .10 BF195 .10 BF196 .18 BF197 .10 BFY50 .23 2N1711 .22 2N2905 .23 2N2925 .10 2N2926G .12 2N3055 .51


V.A.T. Inclusive prices 15%. Export Customers deduct V.A.T. 3/23.

Postage and Packing 25p. Trade and Export Inquiries most Welcome. Hours 9.00am - 5.00pm.

Now available our ORDER-RING line, just phone your order through with your Access or Barclaycard number and providing the order is received by 3.00pm the components will be despatched the same day (min tel order £5.00).



NEAT! TIDY! HANDY! 1D 2D 3D 6D INTERLOCKING PLASTIC STORAGE DRAWERS



AS SUPPLIED:
TO POST OFFICE
& GOVT DEPTS

SINGLE UNITS (1D) (5in x 2 1/2in x 2 1/2in) £3.90 DOZEN
 DOUBLE UNITS (2D) (5in x 4 1/2in x 2 1/2in) £6.50 DOZEN
 TREBLE (3D) £5.90 for 8.
 DOUBLE TREBLE 2 drawers, in one outer case (6D) £8.90 for 8.
 EXTRA LARGE SIZE (6D 1) £7.90 for 8.

PLUS QUANTITY DISCOUNTS
 Orders over £60, less 5% PACKING/POSTAGE/
 CARRIAGE: Add £1.30 to all orders under £10. Orders
 £10 and over, please add 10% carriage.
 QUOTATIONS FOR LARGER QUANTITIES.
 Please add 15% V.A.T. to total rentance.
 All prices correct at time of press.

FLAIRLINE
SUPPLIES

(PW5) 124 Cricklewood Broadway, London NW2
 Telephone 01-450 4844

TECHNICAL TRAINING IN ELECTRONICS TELEVISION AND RADIO SERVICING

ICS can provide the technical knowledge that is so essential to your success, knowledge that will enable you to take advantage of the many opportunities open to the trained person. You study in your own home, in your own time and at your own pace and if you are studying for an examination ICS guarantee coaching until you are successful.

City & Guilds Certificates:
Telecommunications Technicians
Radio, TV, Electronics Technicians
Technical Communications
Radio Amateurs
Electrical Installation Work

Diploma Courses:
Colour TV Servicing
Electronic Engineering and Maintenance
Computer Engineering and Programming
Radio, TV, Audio Engineering and Servicing
Electrical Engineering, Installation and Contracting

POST OR PHONE TODAY FOR FREE BOOKLET.

ICS To: International Correspondence Schools


Dept. U276 Intertext House, LONDON
 SW8 4UJ or telephone 622 9911

Subject of Interest

Name

Address

Tel:



Top Priority for every constructor-HOME RADIO CATALOGUE

- Over 2,000 items clearly listed.
- Profusely illustrated throughout.
- Over 100 A-4 size pages.
- Bargain list included free.

Send cheque or P.O. for £1.30

HOME RADIO Components LTD
 Dept. PW, P.O. Box 92, 215 London Road,
 Mitcham, Surrey. 01-648 8422



Receivers and Components

SURPLUS TO INDUSTRIAL REQUIREMENTS

LARGE CAP ELECTROLYTIC CAPACITORS

20 32mfd 450V Wire Ended 1 x 1 1/2	£1.10
30 100mfd 160V Wire Ended 1/2 x 1 1/2	£1.20
10 200mfd 450V Tag 1 1/2 x 4 1/2	£1.20
10 200mfd 70V Tag 1 1/2 x 4 1/2	£1.20
15 2500mfd 35V Tag 1 1/2 x 2	£1.20
30 4700mfd 25V Wire Ended 1 x 2 1/2	£1.20
20 4700mfd 30V P.C. 1 1/2 x 1 1/2	£1.50
10 4700mfd 40V Tag 3 x 1 1/2	£1.20
10 6800mfd 35V Tag 3 x 1 1/2	£1.20
10 10,000mfd 30V Tag 2 1/2 x 1 1/2	£1.30
30 400mfd 40V P.C. 1 x 1 1/2	£1.00

WIRE ENDED PACKS

100 Mixed Miniature Electrolytics	£2.00
300 220mfd 10V	£3.00

POTENTIOMETERS

100 Mixed - Spindle & Preset	£2.00
10 100K Linear Dual	£2.00

Add 50p P&P per above line item or multiple thereof.
Prices include VAT. Cash with order only please.

BLORE-BARTON LTD.

Reedham House, Burnham, Bucks.

VHF CONVERTER. 45-220MHz, 29-30MHz tuneable IF. £7.00 inc. post. Other coverage units available. SAE data, lists, H. Cocks, Br. Cottage, Staplecross, Robertsbridge, Sussex. Tel: 058083-317.

VALVES

Radio - T.V. - Industrial - Transmitting
Projector Lamps and Semiconductors

We Dispatch Valves to all parts of the world by return of post, Air or Sea mail. 4000 Types in stock, 1930 to 1976. Obsolete types a speciality. List 50p. Quotations S.A.E. Open to callers Monday to Saturday 9.30 to 5.00 closed Wednesday 1.00. We wish to purchase all types of new and boxed Valves, Projector Lamps and Semiconductors.

COX RADIO (SUSSEX) LTD.

Dept. P.W. The Parade, East Wittering,
Sussex PO20 8BN
West Wittering 2023 (STD Code 024366)

ELECTRONIC COMPONENTS. Quick delivery, wide range from stock catalogue on request. J. R. Hartley Electronic Components, 78B High Street, Bridgnorth, Salop WV16 4DY.

AM/CW/SSB COMMUNICATION RECEIVER and preselector modules. The cheapest way to good amateur and BC DX.

CRYSTALS Brand new high-precision. You benefit from very large stocks held for industrial supplies. All normal freq. standards, baud rates, MPU, and all magazine projects inc: HC33/U: 1.0, 1.008, 2.5625 MHz, £3-50, 1.280 MHz, £4-15, HC18/U: 4.0, 5.0, 6.0, 7.0, 8.0, 9.0, 10.0, 10.7, 12.0, 15.0, 16.0, 18.0, 20.0, 6-9375, 38-6667, MHz, £3-25. Selected freqs stocked in Glider, Marine and 27 MHz bands. Any freq made to order in 6 weeks from £3-90.

FILTERS Your best source for 6 and 8 pole and monolithics for AM, CW, SSB, FM, on 455 kHz, 1.6, 9.0, 10.7, 21.4 MHz, etc.
Prices inc. VAT and UK post. SAE lists.

P. R. GOLLEDGE ELECTRONICS
G3EDW, Merriott, Somerset, TA16 5NS.
Tel: 0460 73718

10 LEDs. Mixed colours-sizes £1.15. Lists 15p. Sola Electronics, (P.W.) 37 Stanley Street, Ormskirk, Lancs.

SMALL ADS

The prepaid rate for classified advertisements is 24 pence per word (minimum 12 words), box number 60p extra. Semi-display setting £8.00 per single column centimetre (minimum 2.5 cms). All cheques, postal orders etc., to be made payable to Practical Wireless and crossed "Lloyds Bank Ltd". Treasury notes should always be sent registered post. Advertisements, together with remittance should be sent to the Classified Advertisement Manager, Practical Wireless, Room 2337, IPC Magazines Limited, King's Reach Tower, Stamford St., London, SE1 9LS. (Telephone 01-261 5846).

Southern Valve Co.,

2nd Floor, 6 Potters Road, New Barnet, Herts.

Tel: 01-440 8641 for current prices & availability, all popular valves stocked. NO CALLERS, SAE Lists. Cash with order. Same Day Postal Despatch. Telephone afternoons preferred.

Valves, Tubes, Aerials etc by LEADING-MAKERS. Send SAE Lists or Phone for current prices. Counter or MAIL ORDER. NO COD. Speedy Despatch assured. No order under £1.

Philip Beaman, 6 Potters Road, New Barnet, Herts.

Tel: 01-449 1934/5 (1834 Recording Machine).
Telephone for Shop Hours.

TUNBRIDGE WELLS COMPONENTS, BALLARD'S,
108 Camden Road, Tunbridge Wells, Tel: 31803. No Lists.
Enquiries S.A.E.

BRAND NEW COMPONENTS BY RETURN

Electrolytic Capacitors 16V, 25V, 50V.
0.47, 1.0, 2.2, 4.7, 8, 10 mfd. — 5p.
22, 47, 51p (50V-60p), 100-7p (50V-8p).
220-8p (50V-10p), 470-11p (40V-16p).
1000/15V-15p, 1000/25V-18p, 1000/40V-35p.
Subminiature bead tantalum electrolytics.
0.1, 0.22, 0.47, 1.0, 35V, 4.7, 6.3V-14p.
2.2/35V, 4.7/25V-15p, 10/25V, 15/16V-20p.
22/16V, 33/10V, 47/8, 68/3V, 100/3V-30p.
15/25V, 22/25V, 47/10V-35p, 47/16V-60p.
Mullard Miniature Ceramic E12 Series 63V 2%.
10 pf. to 47 pf.-3p, 56 pf. to 330 pf.-4p.
Vertical Mounting Ceramic Plate Caps 50V.
E12 22 pf.-1000 pf. E6 1500 pf.-47000 pf.-2p.
Polystyrene E12 Series 63V. Hor. Mounting.
10 pf. to 820 pf.-3p, 1000 pf. to 10000 pf. 4p.
Miniature Polyester 250V. Vert. Mtg. E6 Series.
0.1-068-4p, 1-5p, 15, 22-6p, 33, 47-10p.
68-12p, 10-15p, 1.5-22p, 2-24p.
Mylar (Polyester) Film 100V Vertical Mounting.
.001, .0022, .0047-3p, .01, .022-4p, .04, .05, 0.1-5p.
Miniature Film Resistors Highstab. E12 5%.
0 125 watt 10 0 2M20 1p
0 500 watt 1 0 10M0 (10% over 1M) 1p
0 500 watt 10 0 10M0 2p
1 250 watt 10 0 10M0 2p
1N4148-2p, 1N4002-4p, 1N4006-6p, 1N4007-7p
BC107/8, BC147/8/9, BC157/8/9, BF194 & 7-10p.
8 Pin DIL IC's 741's-18p, 555's-24p.
20mm. fuses 15, 25, 5, 1.0, 2.0, 3.0 & 5A-3p.
20mm. fuseholders P.C. or Chassis Mtg.-5p.
Post 15p (Free over £5.00). Prices VAT inclusive.

THE C. R. SUPPLY CO.

127, Chesterfield Road, Sheffield S8 0RN

NOSTALGIA THE VINTAGE COLLECTING WIRELESS COMPANY

1920 to 1950

Receivers, valves, components, service data, historical research books, magazines, repairs and restorations. A complete service for the collector and enthusiast of vintage radio.
S.A.E. with enquiries and for monthly newsletter. *1980 Catalogue £1.00.

THE VINTAGE WIRELESS COMPANY, 64, Broad Street, Staple Hill, Bristol BS16 5NL. Tel. Bristol 565472.

Veteran and Vintage

"SOUND VINTAGE"

The only magazine for all vintage sound enthusiasts, packed with articles by top writers, covering gramophones, phonographs, 78s, wireless, news, history, reviews, etc.

Bi-monthly. Annual subscription £6.00 (airmail extra). Send 75p for sample copy.

28 Chestwood Close, Billericay, Essex

Record Accessories

STYLI, Cartridges for Music Centres, etc., FREE List No. 29 for S.A.E. includes Leads, Mikes, Phones etc. Felstead Electronics (PW), Longley Lane, Gatley, Cheadle, Ches. SK8 4EE.

NOTICE TO READERS

Whilst prices of goods shown in classified advertisements are correct at the time of closing for press, readers are advised to check with the advertiser both prices and availability of goods before ordering from non-current issues of the magazine.

Books and Publications

Build your own

P.A., GROUP & DISCO SPEAKERS

by R. F. C. Stephens

Save money with this practical guide. Plans for 17 different designs, line source, I.B., Horn and Reflex types, for 8"-18" drive units. £3-95 post free (\$8 overseas).

THE INFRA-BASS LOUDSPEAKER

by G. Holliman

(full constructional details for versions using 15", 12" and 10" drive units.) £2-95 post free (\$6 overseas)

THE DALESFORD SPEAKER BOOK

by R. F. C. Stephens

This book is a must for the keen home constructor. Latest technology DIY designs. Plans for I.B., and Reflex designs for 10-100 watts. Also unusual centre-bass system. £2-20 post free (\$5 overseas).

VAN KAREN PUBLISHING

5 SWAN STREET, WILMSLOW, CHESHIRE

FULL REPAIR data any named T.V. £5.50, with circuits, layouts, etc., £7. (AUSW) 76 Church Street, Larkhall, Lanarks ML9 1HE.

RADIO BOOK SERVICE

WORLD RADIO TV HANDBOOK 1980 Edition	£9-25
Radio Stations Guide	£1-55
Long distance Television Reception for the Enthusiast	£1-55
Popular Electronic Projects	£1-55
Electronic Projects for Beginners	£1-45
Mobile Electronics Handbook	£1-45
Radio Circuits using ICs	£1-45
Projects in Opto-Electronics	£1-35
How to make Walkie-Talkies	£1-35
Radio Antenna H book for Long Distance Reception	£0-95
How to build your own Metal & Treasure Locators	£1-10

PRICES INCLUDE POSTAGE & PACKING...

4 CHILCHESTER COURT, WICKHAM RD, BECKENHAM KENT BR3 2QW

WHY NOT START YOUR OWN BUSINESS REWINDING ELECTRIC MOTORS. A genuine opportunity to success. LARGE PROFITS. You can't help but make money if you follow the easy, step by step, instructions in our fully illustrated manual showing how to rewind Electric Motors, Armatures and Field coils as used in Vacuum Cleaners, Electric Drills and Power Tools. NO PREVIOUS KNOWLEDGE IS REQUIRED, as the manual covers in 13 chapters, where to obtain all the work you need, materials required, all instructions, rewind charts and how to take data etc. A gold mine of information. How to set up your home workshop and how to cost each job to your customer. £4.50 inclusive of P&P. UK. CWO to: INDUSTRIAL SUPPLIES, 102 Parrswood Rd., Withington, Manchester 20. Dept. PW.

For Sale

RADIO AND TV Servicing Books Vol. 1 to 1966-67. £2 each. Postage extra. D. Clark, Hillside, Butchers Hill, Shore, Nr. Gravesend, Kent.

DX160 Receiver with speaker as new £60 ono. Ring Alnwick 710004 Weekends.

NEW BACK ISSUES OF "PRACTICAL WIRELESS" available 80p each, post free. Open P.O./Cheque returned if not in stock - BELL'S TELEVISION SERVICE, 190 Kings Road, Harrogate, N.Yorks. Tel: (0423) 55885.

FOR SALE: FRG and Joystick VFA and Tuner as new £200 o.n.o. Ring Dover 821028.

JAPANESE electronic exporters. 96 address labels AS15. Overseas only. 800 available. Diggleman Enterprises, Box 33, Coramba 2466, Australia.

PRACTICAL WIRELESS 1971 to 1979. No reasonable offer refused. RICHMOND (0748) 832876.

Educational

TECHNICAL TRAINING

Get the training you need to move up into a higher paid job. Take the first step now—write or phone ICS for details of ICS specialist homestudy courses on Radio, TV, Audio Eng. and Servicing, Electronics, Computers, also self-build radio kits. Full details from:

ICS SCHOOL OF ELECTRONICS
Dept. U277 Intertext House, London SW8 4UJ
Tel. 01-622 9911 (all hours)
State if under 18

CITY & GUILDS EXAMS

Study for success with ICS. An ICS homestudy course will ensure that you pass your C. & G. exams. Special courses for: Telecoms, Technicians, Electrical Installations, Radio, TV & Electronics Technicians, Radio Amateurs, Full details from:

ICS SCHOOL OF ELECTRONICS
Dept. U277 Intertext House, London SW8 4UJ
Tel. 01-622 9911 (all hours)
State if under 18

COLOUR TV SERVICING

Learn the techniques of servicing Colour TV sets through new homestudy course approved by leading manufacturers. Covers principles, practice and alignment with numerous illustrations and diagrams. Other courses for radio and audio servicing. Full details from:

ICS SCHOOL OF ELECTRONICS
Dept. U277 Intertext House, London SW8 4UJ
Tel. 01-622 9911 (all hours)
State if under 18

Situations Vacant

TESTERS, Test Technicians, Test Engineers — Earn what you're really worth in London Working for a World Leader in Radio & Telecommunications. Phone Len Porter on 01-874 7281 or write — REDIFON TELECOMMUNICATIONS LTD., Broomhill Road, Wandsworth, London SW18.

Aerials

AERIAL BOOSTERS

Improves weak VHF Radio and Television reception.
B45-UHF TV, B11-VHF Radio. B11A-2 metres
For next to the set fitting. **Price £6.**

SIGNAL INJECTOR

A complete range of AF and RF frequencies up to the UHF Band. **Price £5.00.**
S.A.E. for Leaflets. ACCESS

ELECTRONIC MAILORDER LTD.
62 Bridge Street,
Ramsbottom, Bury, Lancs, BL0 9AG.

COPPER AERIAL WIRE 14swg hard drawn 70' £3.50.
140' £7.00 inc. VAT. Postage & Packing £1.95. T.M.P. Electronics, Supplies, Britannia Stores, Leeswood, Nr. Mold, N. Wales.

KILL THAT INTERFERENCE

G2DYM ANTI-T.V.I. TRAP DIPOLES:

S.W.L. Indoor models **£14.50 & £27.50**

S.W.L. Outdoor models **£30.00 & £34.50**

Tx-ing models **£42.50, £52.50 & £59.75**

Lists 10 x 8in 17p SAE. Aerial Guide 50p.

Indoor and invisible aerials for S.W.L.'s **£3.50.**

G2DYM, Uplowman, Tiverton, Devon.

Wanted

URGENTLY REQUIRED Otake N99 cassette mechanism with Electronics. For Reedhampton PW Wimborne Music Centre. T. Johnson, 114 East Garth, Westerhope, Newcastle-upon-Tyne, NE5 4EY.

PX4, PX25 and equivalent valves, new or used, plus all types of bright emitter valves, Vintage Wireless Co., (see advert on Page 82).

ELECTRONIC COMPONENTS PURCHASED. All types considered — Must be new. Send detailed list — Offer by return — **WALTONS**, 55A Worcester Street, Wolverhampton.

PAIR NEW ELAC 15 OHM Oval Speakers for Baxendall: Combined Lock-switch and pot. Tel: 0342 85 2109.

Service Sheets

G.T. THE TECHNICAL INFORMATION SERVICE

Any single service sheet for £1 and large S.A.E.

1000's of different service sheets, service manuals and repair manuals always kept in stock for immediate despatch. S.A.E. brings newsletter; pricelist; bargain offers such as service sheets under 40p; quotations for any requested service sheets/manuals without obligation. Phone 0698 883334.

Save time and money — 2 giant catalogues listing thousands of service sheets/manuals plus £4 worth of vouchers free — send £2 + large S.A.E.

LARGE SUPPLIER OF SERVICE SHEETS

and Colour Manuals, TV Mono Radios, Tuners, Tape Recorders, Record Players, Transistors, Stereograms, all at 75p each + S.A.E. except colour TV from £1.00 and Car Radios £1.25. State if Circuit will do, if sheets are not in stock. All TV Sheets are full lengths 24 x 12, not in Bits & Pieces. Free Fault Finding Chart of TV Catalogue with order. All crossed PO's returned if service sheets are not in stock.

C. CARANNA
71, Beaufort Park, London, NW11 6BX
01-458 4882 (Mail Order)

BELL'S TELEVISION SERVICES for Service Sheets on Radio, TV etc., £1.00 plus S.A.E. Colour TV Service Manuals on request. S.A.E., with enquiries to B.T.S., 190 Kings Road, Harrogate, N. Yorkshire. Tel: (0423) 55885.

SERVICE SHEETS, Radio, TV etc., 10,000 models. Catalogue 24p, plus S.A.E. with orders, enquiries. **TELRAY**, 154 Brook Street, Preston PR1 7HP.

SERVICE SHEETS from 50p and S.A.E. Catalogue 25p and S.A.E. Hamilton Radio, 47 Bohemia Road, St. Leonards, Sussex.

Miscellaneous

MULLARD LP1164 AM/FM I.F. Modules guaranteed unused £1.50 P.P. C.W.O. S.A.E. Lists. **TENNEX LIMITED**, Stock Road, Industrial Estate, Southend, Essex.

TIME WRONG?

MSF CLOCK is ALWAYS CORRECT — never gains or loses, 8 digits show Date, Hours, Minutes and Seconds, larger digit Hours and Minutes for easy QUICK GLANCE time, auto GMT/BST and leap year, also second-in-a-month STOP CLOCK and parallel BCD output — for your computer, alarm etc, ideal for navigation, synchronising events, astronomy etc, receives Rugby time signals, 1000km range, **ABSOLUTE TIME £48.80.**
60KHZ RUGBY RECEIVER, as in MSF clock, built-in antenna, serial data and audio outputs, **£13.70.**

Each fun-to-build kit includes all parts, printed circuit case, postage etc, money back assurance so SEND off NOW

CAMBRIDGE KITS

45(FE) Old School Lane, Milton, Cambridge.

SUPERB INSTRUMENT CASES by Bazelli, manufactured from P.V.C. Faced steel. Hundreds of people and industrial users are choosing the cases they require from our vast range. Competitive prices start at a low £1.05. Chassis punching facilities at very competitive prices. 400 models to choose from. Suppliers only to Industry and the Trade. **BAZELLI**, (Dept No.25) St. Wilfreds, Foundry Lane, Halton, Lancaster. LA1 6LT.

RECHARGEABLE BATTERIES

TRADE ENQUIRIES WELCOME

FULL RANGE AVAILABLE. SAE FOR LISTS. **£1.25** for Booklet "Nickel Cadmium Power" plus Catalogue. Write or call, Sandwell Plant Ltd, 2 Union Drive, BOLDMERE, SUTTON COLDFIELD, WEST MIDLANDS. 021 354 9764 or see them at TLC, 32 Craven Street, Charing Cross, London WC2.

THE LEARN-CW!! way. Beginners tuition aid for Morse Code listening. Instructions and Exercises on 4 cassette tapes. Computer generated audio tones, 6-5 to 16-5 w.p.m. **£7.50** inc. P&P. (UK) extra, single practice tapes 14-5 w.p.m. (C60) at **£2.50** inc P&P (UK) D.M. Rogers, 106/108 Shakespeare Street, Southport, Merseyside.

KEEP ONE HANDY IN THE WORKSHOP



The unique aerosol treatment for minor burns and scalds. From Boots and other Chemists.

AVO METER REPAIR SERVICE For the Amateur. Full avometer repair and calibration service offered. Also large range of spares, service manuals available for AVO'S. Phone Stevenage (0438) 51383.

PRACTICAL WIRELESS P.C.B.'s

Dec 78 Doorchimes	£2.90	Jan 79 Sandbanks	£2.90
Feb 79 Hythe Rx	£4.80	Mar 79 Hythe P.S.U.	£2.40
Mar 79 Soundbite Converter	£4.60	Jul 79 V.M.O.S. TV	£3.20
Jul 79 A/F Voltmeter	£0.90	Aug 79 Telebell Repeater	£0.90
Dec 79 Radio Control Rx	£1.50	Jan 80 Radio Control Encoder	£2.00
Jan 80 Radio Control Tx	£1.50	Jan 80 Wideband Amp	£0.70
Jan 80 Wideband Amp	£0.70	Jan 80 Speech Processor	£1.60
Feb 80 Servo Amp	£0.90	Feb 80 Servo AMP	£0.70
P.C.B.'s to your own Design.	Mar 80 Dual Trace Unit	£5.70	

Enquiries Welcome from Industry and the Amateur. All P.C.B.'s High Quality Glass Fibre to B.S.4584 Mil Spec 13949 GE GRN. Boards Not Advertised Sent On Approval.

H.T.E. (ELECTRONICS) Dept. P.W.
50 Milnefield Ave., Elgin, Moray.

FREE 12" x 6" Veroboard with first 50 orders for our compilation pack of components. Hundreds of common and exotic use devices plus PCB's Thermistors etc. This really is an offer not to be missed. Send P.O. or Cheque for £8.20 immediately. To: R. E. Norman, Portbuild Ltd., 57 Amberwood Rise, New Malden, Surrey. Or send SAE FOR LIST.

THE SCIENTIFIC WIRE COMPANY

PO Box 30, London E.4
Reg. Office 22 Coningsby Gdns

ENAMELLED COPPER WIRE

SWG	1 lb	8 oz	4 oz	2 oz
10 to 29	3.10	1.86	1.10	.80
30 to 34	3.50	2.00	1.15	.80
35 to 39	3.95	2.36	1.34	.98
40 to 43	5.10	2.97	2.28	1.42
44 to 46	6.00	3.60	2.50	1.91
47	8.37	5.32	3.19	2.50
48 to 49	15.96	9.58	6.38	3.69

SILVER PLATED COPPER WIRE

14 to 22	5.30	3.03	1.85	1.20
24 to 30	6.50	3.75	2.20	1.40

Prices include P&P and VAT.
Orders under £2 please add 20p. SAE for list.
Dealer enquiries welcome.

PRINTED CIRCUITS. Make your own simply, cheaply and quickly! Golden Fotolac Light Sensitive Lacquer — now greatly improved and very much faster. Aerosol cans with full instructions. £2.25. Developer 35p. Ferric Chloride 55p. Clear Acetate sheet for master 14p. Copper-clad Fibre-glass Board approx. 1mm thick £1.70 sq. ft. Post/Packing 60p. White House Electronics, P.O. Box 19, Penzance, Cornwall.

MORSE CODE TUITION AIDS

Cassette A: 1-12 w.p.m. for amateur radio examination.
Cassette B: 12-24 w.p.m. for professional examination preparation. Each Cassette are type C90.
Morse Key and Buzzer unit for sending practice.
Price each Cassette (including booklets) **£4.75.** Morse Key and Buzzer **£4.75.**
Prices include postage etc. Overseas Airmail £1.50 extra.

MHEL ELECTRONICS (Dept P.W.), 12 Longshore Way, Milton, Portsmouth PO4 8LS.

SEQUENCE CONTROL (S.R.400) Stereo V.H.F. Tuner using Wireless World Design. Sensitivity 30db quieting 1.9uV. Catalogue, details 35p. R. B. Electronics, 24 Springfield Park, Holyport, Maidenhead 39798.

GUITAR/PA/ MUSIC AMPLIFIERS

100 watt superb treble/bass overdrive, 12 months guarantee. Unbeatable at £44; 60 watt £38; 200 watt £60; 100 watt twin channel sep. treble/bass per channel £58; 60 watt £48; 200 watt £72; 100 watt four channel sep. treble/bass per channel £75; 200 watt £92; slaves 100 watt £32; 200 watt £50; fuzz boxes, great sound £10.00; bass fuzz £10.90; overdrive fuzz with treble and bass boosters £18.00; 100 watt combo superb sound overdrive, sturdy construction, castors, unbeatable £90; twin channel £100; bass combo £105; speakers 15in, 100 watt £35; 12in, 100 watt £23; 60 watt £16; microphone Shure Unidyne B £26.

Send cheque or P.O. to:

WILLIAMSON AMPLIFICATION

62 Thorncliffe Avenue, Dukinfield, Cheshire.
Tel: 061-308 2064

FREE 1980 AMTRON Catalogue with new range of kits and equipment cabinets. Send S.A.E. AMTRON UK LTD., 7 Huggenden Road, Hastings, Sussex TN34 3TG. Tel. Hastings 436004.

CHRISTIAN FRIENDSHIP introduction. All Ages. Nationwide. Singles Holidays. Weekend Houseparties. Local Groups. Details - C.F.F., Dept. B89, Edenthorpe, Doncaster. (SAE).

NICKEL CADMIUM BATTERIES

Rechargeable and suitable for fast charge HP7 (AA) £1.05. SUB C £1.36, HP11 (C) £1.98, HP 2 (D) £3.02, PP 3 £3.79. PP 3 charger £5.40.
All the above nickel cadmium batteries are brand new and are guaranteed full spec. devices.
All cells are supplied complete with solder tags (except PP 3).
Brand new full spec. RECHARGEABLE SEALED LEAD ACID maintenance free batteries suitable for burglar alarms etc. 1.2 amp hr. 6v £4.07 2.6 amp hr. 6v £5.23.
Quantity prices available on request. Data and charging circuits free on request with orders over £10, otherwise 30p post and handling (specify battery type). Please add 10% P&P on orders under £10 - 5% over £10. VAT at the current rate should be added to total order. Cheques, Postal Orders. Mail order to:-

SOLID STATE SECURITY DEPT. (PW),
10 Bradshaw Lane, Parbold, Wigan Lancs.
Tel: 02575 4726.

C.W.A.S. ALARM. Send now for the latest discount catalogue of Professional Burlar Alarm Equipment. C.W.A.S. Alarm, 11 Denbrook Walk, Bradford BD4 0QS, W. Yorks. Phone 0274 682674.

PRACTICAL WIRELESS NIMBUS

Part Kit for Nimbus Transceiver System
Transmitter/Receiver Printed Circuit Board plus parts £43.50
Modulator £4.50
General Assembly including Mike and Aerial together with case, nuts and bolts, etc. £40.00
Further Mods and accessories will become available.
Prices subject to VAT
Please allow 21 days minimum for delivery - dependent on component availability.

JOHN HEATHCOAT AND COMPANY

Tiverton, Devon, Department 26.7
Telephone: Tiverton (08842) 4949. Extension 69.

SEEN MY CAT? 5000 Odds and ends. Mechanical, Electrical, Cat. free. Whiston (Dept. PW) New Mills, Stockport.

ORDER FORM PLEASE WRITE IN BLOCK CAPITALS

Please insert the advertisement below in the next available issue of Practical Wireless for insertions

I enclose Cheque/P.O. for £.....

(Cheques and Postal Orders should be crossed Lloyds Bank Ltd. and made payable to Practical Wireless).

NAME.....

ADDRESS.....

Send to: Classified Advertisement Manager

PRACTICAL WIRELESS,
GMC, Classified Advertisement Dept., Rm. 2337,
King's Reach Tower, Stamford Street,
London SE1 9LS Telephone 01-261 5846

Rate
24p per word, minimum 12 words. Box No. 60p extra.

VALVES

EL37 3.45	PCF200 1.05	U25 1.15	1S5 0.45
EL38 4.80	PCF201 1.05	U26 1.00	1T4 0.45
EL81 1.20	PCF801 1.05	U27 1.15	1X2B 1.30
EL82 0.70	PCF802 0.75	U191 0.85	2K25 12.40
EL84 0.90	PCF805 2.10	U281 0.65	2X2 0.90
EL86 1.05	PCF806 0.95	U301 0.65	3A4 0.70
EL90 0.90	PCF808 2.05	U600 11.50	305 0.50
EL91 3.25	PCF200 0.95	U601 0.90	3D21 23.00
EL95 0.80	PCL81 0.70	UBC41 1.20	3E23 6.60
EL500 1.85	PCL82 0.75	UABC20 0.90	3S4 0.60
EL504 1.85	PCL84 0.80	UFB80 0.70	5B/254M 106.80
EL802 1.70	PCL86 0.80	UFB89 0.60	5B/258M 8.80
EL822 7.50	PCL805/85	UBL1 1.15	5B/255M 8.80
EM31 1.80	0.85	UBL21 2.50	5B/258M 8.80
EM80 0.70	PD500 4.35	UCC84 0.75	5B/258M 8.80
EM81 0.70	PFL200 2.80	UCC85 0.80	5B/258M 8.80
EM84 0.70	PL36 0.95	UCF80 0.90	5B/258M 8.80
EM87 1.15	PL81 0.85	UCF81 0.70	5B/258M 8.80
EY51 0.55	PL82 0.60	UCL82 0.85	5B/258M 8.80
EY81 0.65	PL83 0.60	UF41 0.90	5B/258M 8.80
EY86/87 0.65	PL84 0.75	UFB80 0.70	5B/258M 8.80
EY88 0.65	PL504 1.60	5Y3GT 0.80	5B/258M 8.80
EZ81 0.70	PL519 5.50		
GY501 1.05	PL509 3.65		
GZ32 0.75	PL802 3.15		
GZ33 3.95	PY33 0.70		
GZ34 2.30	PY80 0.70		
GZ37 2.80	PY81/800		
KT66 6.30	0.70		
KT88 8.95	PY82 0.80		
MM4 1.15	PY83 0.80		
ML6 1.15	PY88 0.80		
N78 10.45	PY500 1.55		
OA2 0.65	PY809 6.45		
OB2 0.70	PY801 0.70		
PABC80 0.60	QOV03/10		
PC85 0.80	2.85		
PC86 0.95	QOV03/20A		
PC88 0.85	14.40		
PC900 1.45	QOV03/25A		
PC824 0.75	21.20		
PC835 1.05	QOV06/40A		
PC839 0.65	16.10		
PC8189 0.75	QOV03/12.2.80		
PC880 0.95	SCL/400 4.50		
PC882 0.75	SCL/600 4.50		
PC884 0.75	SP81 0.95		
PC886 0.80	TT21 11.80		

VAT INCLUDED

U25 0.70	5Z3 1.15
U41 1.20	5Z4G 0.85
U84 0.85	5Z4GT 0.90
U80 0.70	6AB4
U84 0.70	see EC92
U82 0.65	6AB7 0.70
U85 0.60	6AC7 0.70
VR105/30	6A6H5 1.15
2.15	6AK5 0.95
VR150/30	6AK8 0.60
1.45	6AL5 0.50
X66 1.05	6AL5W 0.80
X81M 1.70	6AM5 3.25
XR1-6400A	6AM6 1.30
82.90	6AN3 3.60
Z759 9.00	6AO4 6.20
Z800U 3.45	6AO5 0.90
Z801U 4.00	6AO5W 1.45
Z900T 2.55	6AS6 0.90
1A3 0.70	6AT6 0.85
1L4 0.50	6AU6 0.65
1R5 0.65	6AV6 0.85
1S4 0.45	6AX4GT 0.95

6AX5GT 1.15	6X5GT 0.65	30FL2 1.70
6B7 0.85	6Y6G 1.10	30FL12 1.45
6BA6 0.50	6Z4 0.75	30FL14 2.05
6BB6 0.60	6-30L2 2.05	30L15 1.15
6BDB6 1.15	7B7 0.90	30L17 1.15
6BH6 0.95	7V4 0.90	30P12 1.15
6BJ6 1.25	902 0.70	30P11 1.15
6BQ7A 0.70	906 0.85	30P13 1.25
6BR7 2.70	10C2 0.70	30P14 1.25
6BW6 5.18	10F18 0.70	35L6GT 1.15
6BW7 1.15	10P13 1.20	35W4 0.80
6C4 0.70	11E2 1.20	35Z4GT 0.85
6C6 0.70	12A6 0.70	40K06 3.95
6CH6 7.50	12A16 0.55	50C5 1.35
6CL6 1.70	12A17 0.65	50C06G 1.45
6C75 1.15	12A07 0.60	75 1.25
6D6 0.85	12A06 0.60	75C1 1.05
6EA8 3.20	12AX7 0.65	76 0.95
6F6GB 0.85	12BA6 0.60	78 0.95
6F8G 0.85	12BE6 1.25	80 0.90
6F12 0.90	12BH7 1.10	85A2 1.45
6F14 0.90	12C8 0.65	723A/B 12.80
6F15 1.30	12E1 4.95	803 6.95
6F17 1.15	12J5GT 0.55	805 20.70
6F24 4.75	12K7GT 0.70	807 1.15
6F33 4.75	12K8GT 0.80	813 13.30
6H6 1.90	1207GT 0.65	829B 16.00
6J4 1.60	12SC7 0.65	832A 5.20
6J4WA 2.00	12SH7 0.85	866A 3.20
6J5GT 1.35	12SJ7 0.65	931A 12.00
6J6 0.85	12S07 0.85	954 0.60
6J7 0.90	12Y4 0.55	955 0.70
6J7G 0.60	1306 0.70	956 0.60
6K7 0.80	14S7 1.15	957 1.05
6K7G 0.50	19A05 0.90	1625 1.15
6K8GT 0.65	19C1 1.50	1629 0.85
6L6M 2.15	19G6 6.90	2051 1.20
6L6GT 1.75	19H5 39.00	5763 2.85
6L7GT 0.75	20D1 0.75	5842 7.50
6L8 0.70	20F2 0.75	5933 3.50
6L020 0.70	20E1 1.30	6057 1.05
6O7G 0.95	20P1 0.65	6060 1.05
6SA7 0.65	20P3 0.80	6064 1.05
6S07 0.90	20P4 1.30	6065 1.40
6S17 0.80	20P5 1.30	6067 1.15
6S17GT 0.60	25L6GT 0.95	6080 4.90
6SK7 1.05	25Z4G 0.85	6146 4.95
6SL7GT 0.85	30C15 1.15	6146B 5.20
6SN7GT 0.85	30C17 1.35	6360 2.30
6S07 0.85	30C18 2.10	6550 6.60
6V6GT 0.95	(see PCF805)	6870 14.00
6X4 0.70	30F5 1.15	6883 8.20

NICADS

VARTA & SAFT
Rechargeable Batteries.

14 day money back
guarantee if not
totally satisfied.

"DEAC" DKZ Button Cells

4.8v Receiver Pack £3.20
225mA £5.35
9.6v Transmitter Pack £10.70
500mA £10.70

Rx/Tx conversion
12 pencils, charging holders
and Rx/Tx charger £21.00

"VENTED" CELL (for fast charge)

0.5Ah* Pencil/HP7 £1.30
1.2Ah RSH Electric flight. Tags only £1.65
1.2Ah VR Electric flight Tags only £1.65
1.8Ah* U11 replacement £2.35
4.0Ah* U2 replacement £3.20
*Tags available extra 10p per cell.

CONSTANT CURRENT CHARGER - ideal for all nicads - switched 25mA/50mA/120mA/200mA/400mA output - charges up to 12 cells in series without adjustment - £13.95 s&e for further details.

PHOTOGRAPHER'S CHARGER - Charges 1 to 4 HP7 size nicads £6.45.

FIELD CHARGER 12v input/two 50mA constant current outputs - ideal

for charging up to eight 0.5Ah nicads or two "Deacs" per output £8.30.

UK POST AND PACKING - ADD 60p PER ORDER.

V & F SMALLCRAFT (POPLAR) LTD.

38 Stoneleigh Road, Clayhall, Ilford, Essex. Tel: 01-550 6642

PRACTICAL WIRELESS T.V. SOUND TUNER

(Nov. 75 article by A. C. Ainslie) Copy of original article supplied on request

IF Sub-Assembly (G8) £7.82. P&P 85p.

Mullard ELC1043 V'cap UHF Tuner £6.33. P&P 40p.

3-way Station Control Unit £1.38. P&P 30p.

6-way Station Control Unit (Special Offer) £1.15. P&P 35p.

Power Supply Prtd Circuit Board £1.15. P&P 35p.

Res, Caps, Semiconds, etc. for above £6.67. P&P 45p.

Mains Transformer for above £3.80. P&P 35p.

P&P all items £1.00.

(Price of goods and P&P includes 15% VAT)

Callers welcome at shop premises.

MANOR SUPPLIES

172 WEST END LANE, LONDON NW6
(Near W. Hampstead Tube Stn.) Tel. 01-794 8751

TRANSFORMERS

30 VOLT RANGE			
Pri 220/240 sec 0.12-15-20-24-30V			
Voltages available 3, 4, 5, 6, 8, 9, 10, 12, 15, 18, 20, 24, 30V or 12V-0-12V or 15V-0-15V.			
Ref	Amps	Price	P & P
112	0.5	2.90	0.90
79	1.0	3.93	1.10
3	2.0	6.35	1.10
20	3.0	6.82	1.31
21	4.0	8.79	1.31
51	5.0	10.86	1.52
117	6.0	12.29	1.67
88	8.0	16.45	1.89
89	10.0	18.98	1.89
90	12.0	21.09	2.24
91	15.0	24.18	2.39
92	2.0	32.40	O.A.

50 VOLT RANGE			
Pri 220/240V Sec 0.20-25-33-40-50V Voltages available 5, 7, 8, 10, 13, 15, 17, 20, 33, 40 or 20V-0-20V or 25V-0-25V.			
Ref	Amps	Price	P & P
102	0.5	3.75	0.90
103	1.0	4.57	1.10
104	2.0	7.88	1.31
105	3.0	9.42	1.52
106	4.0	12.82	1.73
107	6.0	16.37	1.89
118	8.0	22.29	2.39
119	10.0	27.48	O.A.
109	12.0	31.89	O.A.

MAINS ISOLATORS (SCREENED)			
PM 120/240 Sec 120/240V CT			
Ref	VA	Price	P & P
107	20	4.84	0.91
149	60	7.37	1.10
150	100	8.38	1.31
151	200	12.28	1.31
152	250	14.07	1.73
153	350	18.61	2.12
154	500	22.52	2.47
155	750	32.03	O.A.
156	1000	40.92	O.A.
157	1500	56.52	O.A.
158	2000	67.99	O.A.
159	3000	95.33	O.A.

CASED AUTO TRANSFORMERS			
240V cable in 115V USA flat pin outlet			
VA	Price	P & P	Ref
20	6.55	1.03	56W
75	8.50	1.31	64W
150	11.00	1.31	4W
250	13.88	1.67	69W
500	20.13	1.89	67W
1K	30.67	2.65	84W
1.5K	42.82	O.A.	93W
2K	54.97	O.A.	95W

Continuous Ratings + VAT 15%

60 VOLT RANGE			
Pri 220/240V sec 0.24-30-40-48-60V Voltages available 6, 8, 10, 12, 16, 18, 20, 24, 30, 36, 40, 48, 60 or 24V-0-24V or 30V-0-30V.			
Ref	Amps	Price	P & P
124	0.5	4.27	1.10
126	1.0	6.50	1.10
127	2.0	8.36	1.31
128	3.0	12.10	1.31
123	4.0	13.77	2.12
40	5.0	17.42	1.89
120	6.0	19.87	2.12
121	8.0	27.92	O.A.
122	10.0	32.51	O.A.

END OF LINE OFFERS

Ref	Isolator	240V:240V	200VA	£4.62	£1.10
62	Isolator	240V:240V	250VA	£5.72	£1.10
M616 - 0.240V: Screen 1) 13-0-13 1A. 2) 12V 150ma £2.10 60p					
M489 - 0.240V: 1400V = 150ma, 6 3V = 4A £5.50 £1.04					
M708 - 6K to 3KQ matching trans. 5 watt 90p 40p					
M679 - 0.120V - 2:36V 1 6A £3.00 78p					
M865 - 100V Line to 4Q 10 watts £1.90 60p					
M973 - 100V Line to 8Q 40 watts £2.90 60p					
M1020 - 0.240V 12-0-12V = 50ma 75p 30p					
M1126 - 120/240V: 9-0-9V = 1A £1.79 71p					
M1130 - 0.240 4500V = 10ma £4.86 £1.08					
M1165 - 0.115-240V: 14V 50ma 75p 30p					

Metal Oxide Resistors 1/4W 5% TR4 (Electrosil)

390Q/470Q/510Q/560Q/820Q/1K/1K1/1K2/1K6	1K8/2K4/3K/16K/20K/22K/24K/47K/82K/100K	110K/120K/130K/180K/220K/270K/300K
£1.50/100 + VAT. in 100's only.		

Antex Soldering Irons 15W & 25W	£4.58 each
Safety Stand	£1.75 P & P 52p each

P.W. Purbeck oscilloscope transformer 250-0-250: 6.3V: 12.9V	£7.51 £1.04
--	-------------

12 OR 24V OR 12-0-12V			
Pri 220-240 volts			
Ref	12V	24V	Price
111	0.5	0.25	2.42
213	1.0	0.5	2.90
71	2	1	3.86
18	4	2	4.46
85	0.5	2.5	6.16
70	6	3	6.99
108	8	4	8.16
116	12	6	8.99
17	16	8	11.79
115	20	10	15.38
187	30	15	19.72
226	60	30	40.41

SPECIAL OFFER			
Multimeter 20KQ B/V - with combined audio/L.F. test oscillator at 1 KHz and 465 KHz AC/DC to 1000 volts DC current to 500mA resistance to 1KQ. Size 160x97x40mm £8.50 P & P £1.00 VAT 15%.			

AVO TEST METERS			
AVO 8 MK5	£91.50		
AVO 71	£38.00		
AVO 73	£50.70		
AVO MM5 minor	£35.95		
AVO Wee Megger	£76.28		
AVO TT169 in circuit transistor tester	£41.53		
AVO EM272 31.6K Q - Volts	£59.80		
AVO DA116 Digital	£110.90		
AVO BM/Megger	£53.76		
AVO Clamp Meter to 300A	£54.60		

20,000 ohm/V Multimeter, mirror scale. Ranges AC DC to 1000V DC current to 250mA Resistance to 3 Mohms. 5" x 3 1/2" x 1 1/2" £14.36 P & P £1.00 VAT 15%

U4315 Budget Meter. 20KQ/V Ranges to 1000V. 2.5A AC/DC 500KQ Res. In steel case £15.85. PP £1.15 VAT 15%
--

NEW RANGE TRANSFORMERS			
2 windings 0.36V-48V/36V-0-36V 48V-0-48V 72V or 96V.			
Amps	Ref	Price	P & P
1	430	4.88	0.76
2	431	8.12	0.99
3	432	13.35	1.31
4	433	16.17	1.40
5	434	20.65	2.11
6	435	29.30	2.47
8	436	36.69	O.A.
10	437	40.03	O.A.

PANEL METERS			
43mm x 43mm 82mm x 78mm			
0.500A	6.20	0.500A	6.70
0.500mA	5.95	0.500mA	6.70
0.1mA	5.95	0.1mA	6.70
0.30V	5.95	0.30V	6.70
VU and Panel 48mm x 45mm			2.60

Carriage 76p VAT 15%
Send 20p stamps for Catalogue. Prices correct 31/1/1980.

BRIDGE RECTIFIERS			
100V	25A	£2.10	
200V	2A	£0.45	
400V	4A	£0.85	
400V	6A	£1.25	
500V PM7A6	12A	£2.85	
P & P 17p VAT 15%			

SOLID STATE CHRONO DIGITAL QUARTZ WATCH			
12 or 24 hour display also alarm. Hour, minute, second, day. AM/PM on constant display. Month data day backlight lighting at the press of a button, 24 hour mode reading if required (useful for travel) Chronograph to 1/10th sec + laptime with attractive stainless steel adjustable bracelet and case £13.48. P & P 50p + VAT 15%.			

Split Bobbin Type			
Ref 009 1 Amp £2.98 P & P £1.10			
Ref 010 2 Amp £4.62 P & P £1.10			

15V RANGE (7.5-0-7.5V) 0-CT 15V			
Ref	VA	Price	P & P
171	500 mA	2.30	0.52
172	1A	3.26	0.90
173	2A	3.95	0.90
174	3A	4.13	0.90
175	4A	6.30	1.10

MAINS ELIMINATORS			
Plug into 13A socket 3V = 100ma or 6, 9, 12V = 300ma £4.60. P & P 55p + VAT.			
6, 7-5, 9V = 300ma £4.00. P & P 55p + VAT.			

Electronic Construction Kit			
Home electronic starter. Start simply and progress to a TRF radio or electronic organ. No soldering. All parts included in presentation box. Full instructions. £8.29. P & P £1.10 VAT 15%			

AUTO TRANSFORMERS			
Ref	VA (Watts)	£	P & P
113	15 0.115 210 240	2.73	0.81
84	75 0.115 210 240	4.41	1.10
4	150 0.115 200 220 240	5.89	1.10
67	500 0.115 200 220 240	12.09	1.91
84	1000 0.115 200 220 240	20.84	2.39
93	1500 0.115 200 220 240	25.81	O.A.
95	2000 0.115 200 220 240	38.31	O.A.
73	3000 0.115 200 220 240	65.13	O.A.
80S	4000 0.115 200 220 240	84.55	O.A.
57S	5000 0.115 200 220 240	88.45	O.A.

Barrie Electronics Ltd.
3, THE MINORIES, LONDON EC3N 1BJ
TELEPHONE: 01-488 3316/7/8
NEAREST TUBE STATIONS - ALDGATE & LIVERPOOL ST

PROGRESSIVE RADIO

ALL ORDERS DESPATCHED BY RETURN POST

SEMICONDUCTORS. 2N5062 (100V 800mA) SCR 18p. BX504 opto isolator 25p. CA3130 95p. TBA800 50p. Tag4443 SCR 45p. Texas TI038 power trans. 50p. TDA1151 25p.
SWITCHES. Min. toggles. SPST 8x5x7mm 42p. DPDT 8x7x7mm 55p. DPDT c/off 12x11x9mm 77p. HEAVY DUTY-DPDT 240VAC 10 Amp 35p. PUSH TYPE, push on 16x6mm 15p, push to break version 17p. 16 pin D.I.L. switch 40p.
DISPLAYS. 0.5" Led displays, com. cath. green 95p. 4 digit LED clock displays with message centre, 0.6" figures, com. cath. with data £3.25p. NSA1198 8 1/2 digit multiplexed displays, com. cath. with data sheet £1.45p.
LIGHT DIMMER. Wall mounting 250VAC 800 watts max., has built in photo cell for automatic switch on when dark £4.50p.
RECORDING TAPE. Low noise Mylar, supplied spooled unboxed, 7" 1200' £1.00, 7" 1800' £1.45p, 10 1/2" 3600' £5.00. **BLANK CASSETTES** C60 10 for £2.75p, C90 10 for £3.85p. **EDGE CONNECTOR** 48 way 0.1, double contact type 70p each.
ELECTRONIC IGNITION CAPACITOR, 0.5mfd 440VAC 1 1/2" x 3/4" wire ended 35p each. 'AA' size nicads, 1.2v 500mAh £1.10p each or 4 for £3.75.
TOOLS. 5 piece precision screwdriver sets, individual handles only £1.05 set.
JUMPER TEST LEAD SETS. 10 pairs of leads with insulated crocs each end 90p.
MURATA 40KHZ TRANSDUCERS, RX/TX £3.50 pair.
TELEPHONE PICK UP COIL suction type with lead and plug 82p.

MINIATURE SOLID STATE BUZZERS. 33x17x15mm, output at 3 feet 70db., 15ma drain, voltage range 4-15vdc 75p. Loud buzzers (mechanical) 6 volts 55p, 12 volt 65p.
Cash with order please, official orders welcome from schools etc., please add 30p postage and packing. VAT inclusive. SAE for latest illustrated stock list.
31, CHEAPSIDE, LIVERPOOL L2 2DY



QUALITY REEL TO REEL & CASSETTE TAPE HEADS

SOME POPULAR UNIVERSAL CASSETTE TAPE HEADS

B12-01	MONO PLAYBACK	£1.89	E12-09	MONO/STEREO ERASE	£1.85
B12-02	MONO RECORD/PLAYBACK	£4.02	B22-02	TWIN HALF TRACK RECORD/PLBK	£5.97
B24-01	STEREO PLAYBACK	£3.30	C44RPS02	QUAD QUARTER TRACK REC/PLBK	£9.37
B24-02	STEREO RECORD/PLAYBACK	£6.66	C22ES02	TWIN HALF TRACK ERASE	£4.72
B24-RP	STEREO GLASS FERRITE REC/PLBK	£11.60			

AUDIO AND HI-FI CATALOGUE 180 PAGE FULL COLOUR 50 PENCE

MONOLITH
THE MONOLITH ELECTRONICS CO. LTD.
5/7 CHURCH ST., CREWKERNE, SOMERSET, ENGLAND. (0460) 74321

PLEASE ENCLOSE 30p P&P WITH ORDER
ALL PRICES INCLUDE VAT

Codespeed Electronics

P.O. BOX 23, 34 SEAFIELD ROAD, COPNOR, PORTSMOUTH, HANTS., PO3 5BJ


8 DIGIT 0.1" LED DISPLAY multiplexed, common cathode. 99p each. **DIGITAL ALARM CLOCK MODULE** with 0.7" display. With data £5.99 each. **4 DIGIT CLOCK L.C.D.** 0.5" digits, supplied with data, £4.99 each. **MM5316** digital alarm clock chip, with data £2.29 each. **REJECT CALCULATORS** Untested, but good value for spares. £2.50 each. **LED WRISTWATCH I.C.** Mostek MK5030, with data 95p each. **LED WRISTWATCH DISPLAY** type DIS501, 0.1" digits. With data 95p each. **SUPER SAVER** Purchase an MK5030 and a DIS501 for only £1.50 the pair. **NOTE** the MK5030 and DIS501 are housed in a 'legless flatpack' style package and require some fairly fine soldering. **20 KEY KEYBOARDS** calculator keyboards, 2 for 99p (not for use with NORTEC4204 calc. chip). **4 DIGIT 0.8" LED DISPLAY** common cathode, with data £3.75 each. **DIGITAL MULTI-METER CHIP** MM5330 I.C. to build a 4 1/2 digit multi-meter. With data £3.49 each. **SUPER QUALITY JACK SOCKETS** 1/2" (6.35mm) jack sockets, mono 23p each, stereo 25p each. **SLIDE POT KNOBS** please state colour required, 11p each. **ROTARY VOLUME CONTROL KNOBS** nice style, 18mm diam. Black with coloured cap. Please state colour required, 18p each. **10 LED DISPLAYS** Untested material. 0.1" digits, common cathode, 95p. **6 DIGIT 0.1" LED DISPLAY** multiplexed, common cathode, 99p. **555 TIMER I.C.** with data and applications booklet, 23p. **POLARIZING FILM** max. 19" wide any length. Only 2p per sq. inch. Any size cut. **SLIDER SWITCHES** 2 pole, change over. 15p each. **PUSH BUTTON SWITCHES** spring loaded (momentary) with one n.o.c. contact 14p each. **CALCULATOR CHIP** Nortec 4204, 4 function and constant. With data 80p. **2102 MEMORIES** Dynamic memories for your micro's. With data 95p each. **WRISTWATCH L.C.D.** supplied with polarizers and data sheet, 99p each.

NEW CATALOGUE (No. 7) NOW AVAILABLE. SEND SAE FOR YOUR FREE COPY. POST & PACKING PLEASE ADD 35p (OVERSEAS ORDERS ADD 90p)

VIDEO FOR EVERYONE

★ Special Supplement

Read around as much as you like – here it is in 8 pages! Video you can use, all explained...the 5 recording techniques and what they're used for...plus reviews of the new, money-saving portable Linear Video Recorders and cine-like cameras that are here even now.



P.E. "Congress"

– high-quality, 30-watt i.c. stereo amp to build. Special facilities include switchable active scratch and rumble filters and a tone defeat feature.

Two-Wire Track Control – for model trains.

Special Offer!

Videotone GB3 bookshelf loudspeakers – An improved version of the highly-acclaimed Minimax 2.

PRACTICAL ELECTRONICS

April issue out now 55p

INDEX TO ADVERTISERS

Amateur Radio Exchange	65	Electro-Tech	77	Powell, T	88
Ambit International	11	Fane Acoustics	14	Progressive Radio	85
Amcomm Services	23	Flairline	81	Radio Book Service	82
Antex	Cover II	Golledge Electronics, P R	82	Radio Components Specialists	79
Bamber Electronics	10	G T Information Service	83	Radio Shack	28, 29
Barrie Electronics	85	G2 Dym Aerials	83	R.S.G.B.	66
Bearman, Phillip	82	HAC Shortwave	88	R & TV Components	3
Bi-Pak Limited	16, 17	Harversons Surplus Co	6	Sandwell Plant	83
Birkett J	78	Havant Instruments	72	Science of Cambridge	4, 5
Blore-Barton	82	Heathcoat & Company, John	84	Scientific Wire Company	83
Bowes C	78	Home Radio	81	Sinclair Electronics	18
Bredhurst	62	HTE Electronics	83	Solid State Security	84
British National & Electronics School	9	ILP Electronics	12, 13	Sounds Vintage	82
Bull J	7	Intel	76	South Midlands Communications Ltd	75
Burneze	83	Intertext I.C.S.	81, 83	Stephen-James Ltd	72
Burns Electronics	72	Leeds Amateur Radio	62	Suretron Systems (U.K.) Ltd	30
Butterworths	6	Lee Electronics	30	Swanley Electronics	76
Cambridge Kits	83	Lowe Electronics	71	Technomatic Ltd	79
Caranna C	83	Magnum Audio	66	Tempus	88
Catronics	8	Manor Supplies	84	Thanet Electronics	62
Chordgate	8	Maplin Electronic Supplies	Cover IV	Toolrange	2
Chromosonics Electronics	81	Marshall A (London) Ltd	14	T.T. Electronics	76
Chromatronics	2	Metac	Cover III	Tuac	18
Codespeed	85	Mhel Electronics	83	Van Karen Publishing	82
Colomor	84	Midland Trading	15, 78	V & F Smallcraft	84
Cox Radio (Sussex) Ltd	82	Monolith Electronics	85	Vintage Wireless Company	82
C R Supply Co	82	MRS Communications	66	Waters & Stanton Electronics	25
C T Electronics	10	N.R.S.A.	59	Watford Electronics	86
Electronic Design Associates	80	Neosid	61	Western Electronics	59
Electravalue	80	Osmabet	88	Williamson Amplification	84
Electronic Mail Order	83	Partridge Electronics	72	Wilmslow Audio	8

SUPERCALC!

You always wanted a calculator that does everything except make tea—

HERE IT IS!

46 scientific functions, clock, calendar, alarm, countdown alarm, interval alarm timer, hourly chimes, 1/100 sec. stopwatch.



CASIO FX-8100

1 YEAR BATTERIES
Hours, minutes, seconds, am/pm, day. Calendar pre-programmed to year 1999, 24 hour alarm. Alarm timer, interval timer, or 1/100 second stopwatch; net, lap, 1st and 2nd. Fractions, %, cube roots, 5 levels parentheses, hyperbolics, standard deviations, co-ordinates, conversions. X to Y, X to M.

Only £24.95 (RRP £27.95) $\frac{1}{2} \times 2\frac{1}{2} \times 5\frac{1}{4}$ "

FX-7100 Card version of the FX-8100 without the calendar function, hyperbolics and fractions and with alarm and single (interval) alarm timer. 39 sec. functions. $\frac{1}{2} \times 2\frac{1}{2} \times 3\frac{1}{4}$ "

(£27.95) £24.95

Many other new calculators including printers.

83QS-41B ALARM CHRONOGRAPH

Latest model from Casio

3 YEAR BATTERY
1/10 sec. stopwatch to 12 hours; net, lap and 1st and 2nd place times. 24 hour alarm, hourly chimes. Nightlight. Stainless steel encased. Water resistant. Mineral glass. (£27.95)

Similar to illustration.



£24.95

F-80C As above but black resin case with s/s back and front trim. (£24.95) £19.95

F-8C Full display watch.

Now only £9.95

C-80 CALCULATOR WATCH



With finger-touch keyboard.

Hours, minutes, seconds, am/pm, day. Auto calendar to 2009. Professional 24 hour stopwatch. 1/100 sec; net, lap, 1st and 2nd. Dual time (24 hour). Water resistant. Mineral glass. Black resin case/strap. 44.9 x 35.8 x 10.2mm.

£24.95 (£29.95)

SEIKO'S STAR BUY FOR 1980 TS2 Alarm Chronograph

Comprehensive display of hours, minutes, seconds, day, date and month. 24 hour alarm and hourly chimes. Stopwatch from 1/100 second to 20 minutes, then seconds to 20 hours. Upper display-lap times. Lower display-total time. S/Steel encased—8mm thick, plus front buttons.

ONLY £47.50

14 new 1980 Seiko digitals available from stock including the H127 Analogue/Digital.



Send 25p for 1980 Casio and Seiko Catalogue. PRICE includes VAT, P&P. Send cheques, P.O. or phone your ACCESS or BARCLAYCARD Number to:

TEMPUS

Dept. P.W., The Beaumont Centre, 164-167 East Road, Cambridge CB1 1DB Telephone: 0223 312866

We are moving. Personal callers please telephone first.

OSMABET LTD

We make transformers amongst other things.

TRANSFORMERS TO ORDER

We have capacity for the supply of transformers to specification, either one off, or production runs, your enquiries please.

LOW VOLTAGE TRANSFORMERS: Prim 240V ac. 6.3V 1.5A £3.00; 3A £4.15; 6A CT £7.90; 12V 1.5A £3.75; 3A CT £7.90; 6A CT £9.75; 15V 0.5A £3.00; 18V 1.5A CT £7.90; 24V 1.5A CT £7.90; 3A CT £9.75; 5A CT £18.00; 8A CT £29.25; 12A CT £37.50; 40V 3A CT £13.50.

MIDGET RECTIFIER TRANSFORMERS: Prim 240V ac. 6.0-6V 1.5A or 9.0-9V 1A £3.40 each; 12.0-12V 1A or 20.0-20V 0.75A £4.15 each; 9.0-9V 0.3A or 12V-0-12V 0.25A or 20V-0-20V 0.15A £3.00 each.

LT TRANSFORMERS TAPPED SEC: Prim 240V ac. 0-10-12-14-16-18V 2A £7.50; 4A £9.40; 0-12-15-20-24-30V 2A £8.25; 4A £12.00; 0-20-30-60V 1A £9.00; 2A £12.00; 0-40-50-60-80-100-110V 1A £12.00.

AUTO & ISOLATION TRANSFORMERS 240/110V ac. 30 to 4000 watts, many types as stock. Lists.

MAINS TRANSFORMERS, SPECIAL OFFER. Prim 240V ac. 300-0-300V 80 Ma. 6.3V 1A CT: 6.3V 1A £5.50; 250-0-250V 60 Ma. 6.3V 1A £3.00; 250V 100 Ma. 6.3V 2A £4.00; 9V 3A £2.50; 25V 300 Ma 90p.

LOUDSPEAKERS 1 $\frac{1}{2}$ " 1 $\frac{1}{2}$ " 2 $\frac{1}{2}$ " 2 $\frac{1}{2}$ " 8 Ω £1.25 each; 3" 35 Ω 3.8. 16. 80 Ω 5" 4" 3.8. 16. or 25 Ω £1.50 each; 7" 4" 3 or 80 Ω £1.75; 8" 5" 25 Ω £2.50.

"INSTANT" BULK CASSETTE/TAPE ERASER Instant erasure of cassettes, and any diameter of tape spools, demagnetises tape heads, 200/240V ac. leaflet £8.00.

EDGWISE LEVEL METER FSD 200/ μ A Size 18 x 18 x 20mm 8000 £1.50.

CHARGING METERS 1 $\frac{1}{2}$ " diameter 2A or 3A £1.25 each; 5A or 10A £1.50 each.

SINGLE STRANDED WIRE PVC COVERED 32/0.2mm (10A) black or blue. £6.50 100m, 0.5mm £2.50 100m special prices per 1000m and over.

POWER SUPPLY, TWIN OUTPUT Prim 240V ac: New British manufacturer, smoothed d.c. output 20V, 1.5A, plus STABILISED output of 15V 100 Ma, plus further 12V ac 0.5A, complete with diagram. £4.00.

O/P TRANSFORMERS FOR VALVE AMPLIFIERS P.P. sec tapped 3-8-15V A-A 6K Ω , 30W £17.50; A-A 3K Ω 50W £26.00; 100W (EL31, KT88 etc) £35.00.

G.E.C. MANUAL OF POWER AMPLIFIERS Covers valve amplifiers 30W to 400W £1.25.

MULTIWAY SCREENED CABLE, PVC COVERED 36 way £1.00; 25 way 75p; 14 way 50p; 6 way 25p; 4 way 20p; 1 way 8p.

CONDENSERS Electrolytic 400 μ 400V 75p; 2000/30V 30p; 2200/40V 40p; Paper tubular, W/E, 4/160V; 6/160V 30p each, 2mfd 150V 25p, 0.1mfd 2KV 50p.


CARRIAGE EXTRA ON ALL ORDERS
ALL PRICES INCLUDE V.A.T.

Callers by appointment only. S.A.E. Enquiries, Lists.

46, Kenilworth Road, Edgware, Middx.
HA8 8YG. Tel: 01-958 9314

H.A.C. SHORT-WAVE KITS

WORLD-WIDE RECEPTION



"H.A.C." well known by amateur constructors for its Short Wave receivers, now offers a complete range of kits and accessories which have been up-dated to suit the novice and the expert.

£12.00 INCLUSIVE—the ever popular and easy to construct DX receiver Mark III; containing all genuine short wave components, drilled chassis, valve, accessories and full instructions.

TWIN TRANSISTOR RECEIVER, selective, sensitive and with fantastic reception, yet needing only a single PP3 battery, at £14.50 this receiver is outstanding value, and will give you hours of interest and entertainment.

NEW - TRIPLE-T RECIPIER, a more advanced super three transistor receiver, loud, clear reception, value unequalled at bargain introductory price of £20.00.

All orders despatched within 7 days. Send stamped and addressed envelope now for free descriptive catalogue of kits and accessories.

SORRY, NO CATALOGUES WITHOUT S.A.E.

"H.A.C." SHORT-WAVE PRODUCTS
P.O. Box No. 16, 10 Windmill Lane
Lewes Road, East Grinstead, West
Sussex RH19 3SZ

PLEASE MENTION PRACTICAL WIRELESS WHEN REPLYING TO ADVERTISEMENTS

P.W. Nimbus

Full kit of parts available for this very professional project.

Price on application.

JAY kit DM-2

DIGITAL
MULTIMETER

• DC Volts 1mV to 1000V
• AC Volts 1V to 500V
• DC Current 0.1mA to 0.2A
• Resistance 1 to 20M
• $\frac{1}{2}$ " digit LCD
• Auto Low Battery indication
• Auto Polarity & Zero
• 1% accuracy (DC volts)
• Designed around Intersil 7106
Includes case and all parts.
£27.30
P&P £1.00. Add 15% VAT.



T. POWELL 306 St. Paul's Road, Highbury Corner, London N1. Telephone: 01-226 1489.
ACCESS/VISA ACCEPTED
Shop open: Mon. to Fri. 9-5.30. Sat. 9-4.30.

QUARTZ LCD 5 Function

Hours, mins, secs., month, date, auto calendar, back-light, quality metal bracelet.

£6.65

Guaranteed same day despatch.
Very slim, only 6mm thick.



M1

SOLAR QUARTZ LCD 5 Function

Genuine solar panel with battery back-up. Hours, mins., secs., day, date. Fully adjustable bracelet. Back-light. Only 7mm thick.

£8.65

Guaranteed same day despatch.



M2

QUARTZ LCD 11 Function

SLIM
CHRONO

6 digit, 11 functions. Hours, mins., secs., day, date, day of week. 1/100th, 1/10th, secs., 10X secs., mins. Split and lap modes. Back-light, auto calendar. Only 8mm thick. Stainless steel bracelet and back. Adjustable bracelet. Metac Price

£9.55 Thousands sold! Guaranteed same day despatch.



M3

QUARTZ LCD ALARM 7 Function

Hours, mins., secs., month, date, day. 6 digits, 3 flags plus continuous display of day and date or seconds. Back-light Only 9mm thick.

£9.95

Guaranteed same day despatch.



M4

MULTI ALARM 6 Digits 10 Functions

- Hours, mins., secs.
- Months, date, day.
- Basic alarm.
- Memory date alarm.
- Timer alarm with dual zone.
- Time and 10 country zone.
- Back-light.
- 8mm thick.

£18.65



M5

FRONT-BUTTON Alarm Chrono Dual Time

6 digits, 5 flags, 22 functions. Constant display of hours and mins., plus optional seconds or date display. AM/PM indication, month, date. Continuous display of day. Stop-watch to 12 hours 59.9 secs., in 1/10 second steps. Split and lap timing modes. Dual time zones. Only 8mm thick. Back-light. Fully adjustable open bracelet.

Guaranteed same day despatch



£18.95

M6

SOLAR QUARTZ LCD Chronograph with Alarm Dual Time Zone Facility

6 digits, 5 flags, 22 functions. Solar panel with battery back-up. 6 basic functions. Stop-watch to 12 hours 59.9 secs., in 1/10 sec. steps. Split and lap timing modes. Dual time zones. Alarm. 9mm thick. Back-light. Fully adjustable bracelet.



£17.95

M7

ALARM CHRONO with 9 world time zones

- 6 digits, 5 flags.
- 6 basic functions.
- 8 further time zones.
- Count-down alarm.
- Stop-watch to 12 hours 59.9 secs.
- in 1/10 sec. steps.
- Split and timing modes.
- Alarm.
- 9 mm thick.
- Back-light.
- Fully adjustable bracelet.

£19.95



M8

SOLAR QUARTZ LCD Chronograph

Powered from solar panel with battery back-up. 6 digit, 11 functions. Hours, mins., secs., day, date, day of week. 1/100th, 1/10th, secs., 10X secs., mins. Split and lap modes. Back-light, auto calendar. Only 8mm thick. Stainless steel bracelet and back. Adjustable bracelet. Metac Price

£11.65

Guaranteed same day despatch.



M9

SEIKO Alarm Chrono

LCD, hours, mins., secs., day of week, month, day and date, 24 hour Alarm, 12 hour chronograph, 1/10th secs., and lap time. Back light, stainless steel, HARDLEX glass. List Price £130.00 METAC PRICE

£79.95



M10

SEIKO MEMORY BANK

Calendar watch M354 Hours, mins., secs. Month, day, date in 12 or 24 hour format all indicated continuously. Monthly calendar display month, year and all dates for any selected month over 80 year period. Memory bank function. Any desired dates up to 11 can be stored in advanced. 2 year battery life. Water resistant. List Price £130

Metac Price **£69.95**



M11

SEIKO CHRONOGRAPH


Hours, mins., secs., and day of the week. Month date and day of the week Stopwatch display - Hours, mins., secs., up to 12 hours (mins., secs., 1/100 secs. up to 20 minutes). Lap timing. Continuous time measurement of two competitors. Stainless steel, mineral glass.

SAME DAY DESPATCH. **£39.95**

including POST & PACKING



HANIMEX Electronic LED Alarm Clock



Features and Specification:
Hour/minute display. Large LED display with p.m. and alarm on indicator. 24 Hours alarm with on/off control. Display flashing for power loss indication. Repeatable 9 minute snooze. Display bright/dim modes control. Size: 5.15" x 3.93" x 2.36" (131mm x 111mm x 60mm). Weight: 1.43 lbs (0.65 kg).

AC power 220V.

£10.20 Thousands sold!

Mains operated.

Guaranteed same day despatch.

M13

CASIO F-200 Sports Chrono

Attractive Mans watch in black resin with mineral glass. Hours, mins., secs., am/pm. Month, date, alpha-numeric day. Auto-calendar set 28th Feb. Stopwatch working range 1 hour, units 1/100 sec. Mode, Net Time/lap/time/1st - 2nd place times. Accuracy approx. 15 secs. per month. Battery 12 months.

Price only **£15.95**

M24 SAME DAY DESPATCH.



HOW TO ORDER

Payment can be made by sending cheque, postal order, Barclay, Access or American Express card numbers. Write your name, address and the order details clearly, enclose 30p for post and packing or the amount stated. We do not wait to clear your cheque before sending the goods so this will not delay delivery. All products carry 1 year guarantee and full money back 10 day reassurance. Battery fitting service is available at our shops. All prices include VAT.

Trade enquiries: Send for a complete list of trade prices - minimum order value £100. Telephone Orders: Credit card customers can telephone orders direct to Daventry or Edgware Rd., 24 hour phone service at both shops: 01-723 4753 03272-76545.



CALLERS WELCOME
Shops open 9.30 - 6.00.

QUARTZ LCD Ladies 5 Function

Only 25 x 20mm and 6mm thick. 5 function. Hours, mins., secs., day, date and back light and auto calendar. Elegant metal bracelet in silver or gold. State preference.

£7.95

Guaranteed same day despatch.



M15

Price breakthrough only £14.50



OUTSTANDING FEATURES

- DUAL TIME. Local time always visible and you can set and recall any other time zone (such as GMT). Also has a light for night viewing.
- CALENDAR FUNCTIONS include the date and day in each time zone.
- CHRONOGRAPH/STOPWATCH displays up to 12 hours, 59 minutes, and 59.9 seconds.
- On command, stopwatch display freezes to show intermediate (split/lap) time while stopwatch continues to run. Can also switch to and from timekeeping and stopwatch modes without affecting either's operation.
- ALARM can be set to anytime within a 24 hour period. At the designated time, a pleasant, but effective buzzer sounds to remind or awaken you!

Guaranteed same day despatch. **M16**

Metac

ELECTRONICS
& TIME CENTRES

North & Midlands
67 High Street, DAVENTRY
Northamptonshire
Telephone: 03272 76545

South of England
327 Edgware Road
LONDON W.2
Telephone: (01) 723 4753

STEP INTO A NEW WORLD WHEN YOU DISCOVER **MAPLIN**

For beginners or professionals, the Maplin catalogue will help you find just about everything you need for your project.

Over 5,000 of the most useful components — from resistors to microprocessors — clearly described and illustrated.

**Send the coupon for your copy
and STEP UP TO
MAPLIN SERVICE
NOW**




Post this coupon now for your copy of our 1979-80 catalogue price 70p.

Please send me a copy of your 280 page catalogue. I enclose 70p (plus 46p p&p). If I am not completely satisfied I may return the catalogue to you and have my money refunded. If you live outside the U.K. send £1.35 or ten International Reply Coupons. I enclose £1.16.

NAME _____

ADDRESS _____



PW580

MAPLIN

ELECTRONIC SUPPLIES LTD

All mail to:-

P.O. Box 3, Rayleigh, Essex SS6 8LR.

Telephone: Southend (0702) 554155.

Shop: 284 London Road, Westcliff-on-Sea, Essex. (Closed on Monday).

Telephone: Southend (0702) 554000.